

2018 Annual Groundwater Monitoring and Corrective Action Report

Sutherland Generating Station
3001 E Main Street Road
Marshalltown, Iowa 50158

Prepared for:



Interstate Power and Light Company
4902 N. Biltmore Lane
Madison, Wisconsin 53718

SCS ENGINEERS

25219076.00 | August 1, 2019

2830 Dairy Drive
Madison, WI 53718-6751
608-224-2830

Table of Contents

Section	Page
1.0 Introduction.....	1
2.0 257.100(E)(5) Groundwater Monitoring and Corrective Action for Inactive CCR Surface Impoundments.....	1
3.0 §257.90(e) Annual Report Requirements.....	1
3.1 §257.90(e)(1) Site Map.....	2
3.2 §257.90(e)(2) Monitoring System Changes.....	2
3.3 §257.90(e)(3) Summary of Sampling Events.....	2
3.4 §257.90(e)(4) Monitoring Transition Narrative.....	2
3.5 §257.90(e)(5) Other Requirements.....	2
3.5.1 §257.90(e) General Requirements.....	3
3.5.2 §257.94(d) Alternative Detection Monitoring Frequency.....	3
3.5.3 §257.94(e)(2) Alternative Source Demonstration for Detection Monitoring	3
3.5.4 §257.95(c) Alternative Assessment Monitoring Frequency	4
3.5.5 §257.95(d)(3) Assessment Monitoring Results and Standards	4
3.5.6 §257.95(g)(3)(ii) Alternative Source Demonstration for Assessment Monitoring ..	4
3.5.7 §257.96(a) Extension of Time for Corrective Measures Assessment	4

Tables

Table 1. CCR Rule Groundwater Samples Summary

Figures

Figure 1. Site Location Map
Figure 2. Site Plan and Well Location Map

Appendix A – Analytical Laboratory Reports

- Appendix A1 Round 1 Background Sampling, Analytical Laboratory Report
- Appendix A2 Round 2 Background Sampling, Analytical Laboratory Report
- Appendix A3 Round 3 Background Sampling, Analytical Laboratory Report
- Appendix A4 Round 4 Background Sampling, Analytical Laboratory Report
- Appendix A5 Round 5 Background Sampling, Analytical Laboratory Report
- Appendix A6 Round 6 Background Sampling, Analytical Laboratory Report

I:\25219076.00\Deliverables\2018 Federal Annual Report-SGS\190801_2018 Federal Annual Report_SGS.docx

[This page left blank intentionally]

1.0 INTRODUCTION

This 2018 Annual Groundwater Monitoring and Corrective Action Report was prepared to support compliance with the groundwater monitoring requirements of the “Coal Combustion Residuals (CCR) Final Rule” published by the U.S. Environmental Protection Agency (USEPA) in the *Hazardous and Solid Waste Management System; Disposal of Coal Combustion Residuals from Electric Utilities*; Final Rule, dated April 17, 2015 (USEPA, 2015) and subsequent amendments. Specifically, this report was prepared to fulfill the requirements of 40 CFR 257.90(e) and 40 CFR 257.100 for inactive CCR surface impoundments. The applicable sections of the Rule are provided below in *italics*, followed by applicable information relative to the 2018 Annual Groundwater Monitoring and Corrective Action Report for the CCR unit.

This report covers the period of groundwater monitoring from January 1, 2018, through December 31, 2018. March 26, 2018, is the date of the first background sampling round. All future annual reports will cover the period from January 1 through December 31 of the previous year.

The groundwater monitoring network at Sutherland Generating Station (SGS) is a multiunit system that includes the following inactive CCR units:

- SGS North Primary Pond (inactive surface impoundment)
- SGS South Primary Pond (inactive surface impoundment)
- SGS Main Pond (inactive surface impoundment)
- SGS Polishing Pond (inactive surface impoundment)

The system is designed to detect monitored constituents at the waste boundary of the SGS CCR units as required by 40 CFR 257.91(d). The groundwater monitoring system consists of two upgradient and four downgradient monitoring wells.

2.0 257.100(E)(5) GROUNDWATER MONITORING AND CORRECTIVE ACTION FOR INACTIVE CCR SURFACE IMPOUNDMENTS

The owner or operator of the inactive CCR surface impoundments must: (i) No later than April 17, 2019, comply with groundwater monitoring requirements set forth in §§ 257.90(b) and 257.94(b); and (ii) No later than August 1, 2019, prepare the initial groundwater monitoring and corrective action report as set forth in § 257.90(e).

This report is submitted to fulfill the initial report requirement.

3.0 §257.90(E) ANNUAL REPORT REQUIREMENTS

Annual groundwater monitoring and corrective action report. For the preceding calendar year, the annual report must document the status of the groundwater monitoring and corrective action program for the CCR unit, summarize key actions completed, describe any problems encountered, discuss actions to resolve the problems, and project key activities for the upcoming year. For purposes of this section, the owner or operator has prepared the annual report when the report is placed in the facility’s operating record as required by § 257.105(h)(1). At a minimum, the annual groundwater monitoring and corrective action report must contain the following information, to the extent available:

3.1 §257.90(E)(1) SITE MAP

A map, aerial image, or diagram showing the CCR unit and all background (or upgradient) and downgradient monitoring wells, to include the well identification numbers, that are part of the groundwater monitoring program for the CCR unit;

A map showing the CCR units as well as the background (or upgradient) and downgradient monitoring wells with identification numbers for the groundwater monitoring program is provided as **Figure 2**.

3.2 §257.90(E)(2) MONITORING SYSTEM CHANGES

Identification of any monitoring wells that were installed or decommissioned during the preceding year, along with a narrative description of why those actions were taken;

Upgradient monitoring wells MW-301 and MW-302 and downgradient monitoring wells MW-303, MW-304, MW-305, and MW-306 were installed at SGS on November 20 to 21, 2017, to establish the monitoring system.

3.3 §257.90(E)(3) SUMMARY OF SAMPLING EVENTS

In addition to all the monitoring data obtained under §§ 257.90 through 257.98, a summary including the number of groundwater samples that were collected for analysis for each background and downgradient well, the dates the samples were collected, and whether the sample was required by the detection monitoring or assessment monitoring programs;

Six groundwater samples were collected from each CCR monitoring well in 2018 for the establishment of background. Background sampling began in March 2018. Background samples were analyzed for both Appendix III and Appendix IV constituents. A summary including the number of groundwater samples that were collected in 2018 for analysis for each background and downgradient well, the dates the samples were collected, and whether the sample was required by the detection monitoring or assessment monitoring programs is included in **Table 1**. The results of the analytical laboratory analyses are provided in the laboratory reports in **Appendix A1** through **Appendix A6**.

3.4 §257.90(E)(4) MONITORING TRANSITION NARRATIVE

A narrative discussion of any transition between monitoring programs (e.g., the date and circumstances for transitioning from detection monitoring to assessment monitoring in addition to identifying the constituent(s) detected at a statistically significant increase over background levels);

There were no transitions between monitoring programs in 2018.

3.5 §257.90(E)(5) OTHER REQUIREMENTS

Other information required to be included in the annual report as specified in §§ 257.90 through 257.98.

Additional potentially applicable requirements for the annual report, and the location of the requirement within the Rule, are provided in the following sections. For each cited section of the Rule, the portion referencing the annual report requirement is provided below in *italics*, followed by applicable information relative to the 2018 Annual Groundwater Monitoring and Corrective Action Report for the CCR units.

3.5.1 §257.90(e) General Requirements

For the preceding calendar year, the annual report must document the status of the groundwater monitoring and corrective action program for the CCR unit, summarize key actions completed, describe any problems encountered, discuss actions to resolve the problems, and project key activities for the upcoming year.

Status of Groundwater Monitoring and Corrective Action Program. In 2018, the groundwater monitoring and corrective action program was in background monitoring.

Summary of Key Actions Completed. Collection of six rounds of background groundwater quality data was completed in 2018.

Description of Any Problems Encountered. No issues were encountered.

Discussion of Actions to Resolve the Problems. Not applicable.

Projection of Key Activities for the Upcoming Year (2019):

- Completion of background monitoring.
- Initiation of detection monitoring no later than April 17, 2019.
- Two semi-annual groundwater sampling and analysis events (April and October 2019).
- Statistical evaluation and determination of any statistically significant increases (SSIs) for the April 2019 (by 7/16/2019) and for the October 2019 monitoring event (by January 2020).
- If an SSI is determined, then within 90 days either:
 - Complete alternative source demonstration (if applicable), or
 - Establish an assessment monitoring program

3.5.2 §257.94(d) Alternative Detection Monitoring Frequency

The owner or operator must include the demonstration providing the basis for the alternative monitoring frequency and the certification by a qualified professional engineer in the annual groundwater monitoring and corrective action report required by § 257.90(e).

Not Applicable. No alternative detection monitoring frequency has been proposed.

3.5.3 §257.94(e)(2) Alternative Source Demonstration for Detection Monitoring

The owner or operator must also include the demonstration in the annual groundwater monitoring and corrective action report required by § 257.90(e), in addition to the certification by a qualified professional engineer.

Not Applicable. No alternative source demonstration was completed in 2018.

3.5.4 §257.95(c) Alternative Assessment Monitoring Frequency

The owner or operator must include the demonstration providing the basis for the alternative monitoring frequency and the certification by a qualified professional engineer in the annual groundwater monitoring and corrective action report required by § 257.90(e).

Not Applicable. Assessment monitoring has not been initiated, and no alternative assessment monitoring frequency has been proposed.

3.5.5 §257.95(d)(3) Assessment Monitoring Results and Standards

Include the recorded concentrations required by paragraph (d)(1) of this section, identify the background concentrations established under § 257.94(b), and identify the groundwater protection standards established under paragraph (d)(2) of this section in the annual groundwater monitoring and corrective action report required by § 257.90(e).

Not Applicable. Assessment monitoring was not performed in 2018.

3.5.6 §257.95(g)(3)(ii) Alternative Source Demonstration for Assessment Monitoring

The owner or operator must also include the demonstration in the annual groundwater monitoring and corrective action report required by § 257.90(e), in addition to the certification by a qualified professional engineer.

Not Applicable. Assessment monitoring has not been initiated, and no alternative source demonstration for assessment monitoring was completed in 2018.

3.5.7 §257.96(a) Extension of Time for Corrective Measures Assessment

The assessment of corrective measures must be completed within 90 days, unless the owner or operator demonstrates the need for additional time to complete the assessment of corrective measure due to site-specific conditions or circumstances. The owner or operator must obtain a certification from a qualified professional engineer attesting that the demonstration is accurate. The 90-day deadline to complete the assessment of corrective measures may be extended for longer than 60 days. The owner or operator must also include the demonstration in the annual groundwater monitoring and corrective action report required by § 257.90(e), in addition to the certification by a qualified professional engineer.

Not Applicable. Corrective measures assessment has not been initiated.

Table 1
CCR Rule Groundwater Samples Summary

**Table 1. CCR Rule Groundwater Samples Summary
Sutherland Generating Station / SCS Engineers Project #25219076.00**

Sample Dates	Downgradient Wells				Background Wells	
	MW-303	MW-304	MW-305	MW-306	MW-301	MW-302
3/26-27/2018	B	B	B	B	B	B
5/23/2018	B	B	B	B	B	B
6/26/2018	B	B	B	B	B	B
7/26/2018	B	B	B	B	B	B
9/11/2018	B	B	B	B	B	B
11/28/2018	B	B	B	B	B	B
Total Samples	6	6	6	6	6	6

Abbreviations:

B = Background sampling event

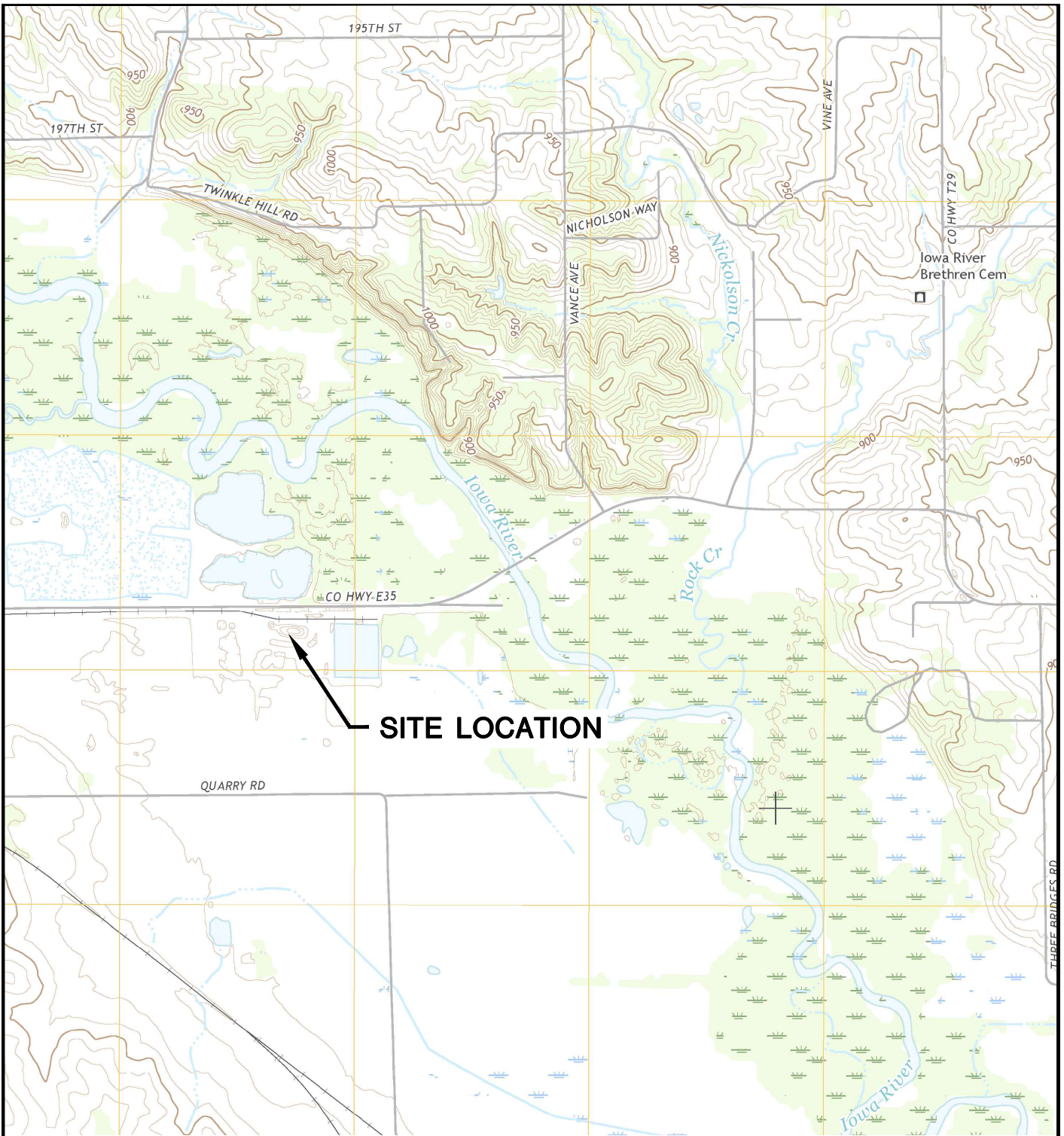
Note: Detection monitoring will be initiated after completion of background monitoring.

Created by:	<u>NDK</u>	Date:	<u>6/10/2019</u>
Last revision by:	<u>JR</u>	Date:	<u>6/12/2019</u>
Checked by:	<u>NDK</u>	Date:	<u>6/12/2019</u>

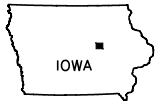
I:\25219076.00\Deliverables\2018 Federal Annual Report-SGS\[Table 1 GW_Samples_Summary_Table.xlsx]GW Summary

Figures

- 1 Site Location Map
- 2 Site Plan and Well Location Map



LE GRAND QUADRANGLE
 IOWA
 7.5 MINUTE SERIES (TOPOGRAPHIC)
 2015
 SCALE: 1" = 2,000'

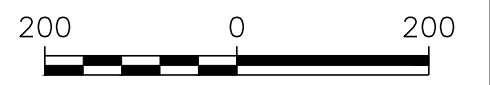
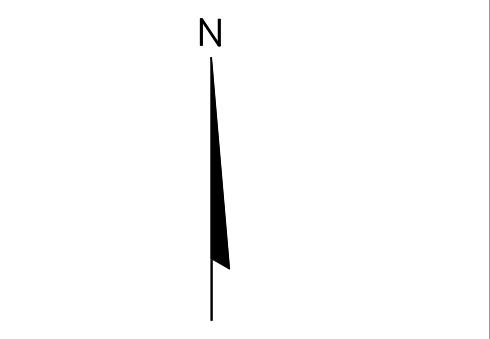


CLIENT	ALLIANT ENERGY 4902 N. BILTMORE LANE, #1000 MADISON, WI 53718		SITE	ALLIANT ENERGY SUTHERLAND GENERATING STATION CEDAR RAPIDS, IOWA		ENGINEER	SITE LOCATION MAP	
	PROJECT NO.	25216149.00		DRAWN BY:	AHB		SCS ENGINEERS 2830 DAIRY DRIVE MADISON, WI 53718-6751 PHONE: (608) 224-2830	FIGURE
	DRAWN:	04/27/17		CHECKED BY:	MDB			1
REVISD:	04/27/17	APPROVED BY:	TK 04/09/19					

I:\25216149.00\Drawings\Site Location.dwg, 4/9/2019 1:07:04 PM




- LEGEND
- ⊕ CCR MONITORING WELL
 - CCR UNITS



SCALE: 1" = 200'

PROJECT NO. 25219076.00	DRAWN BY: BJM/BSS	SCS ENGINEERS 2830 DAIRY DRIVE MADISON, WI 53718-6751 PHONE: (608) 224-2830	CLIENT ALLIANT ENERGY 4902 N. BILTMORE LANE, #1000 MADISON, WI 53718	SITE ALLIANT ENERGY SUTHERLAND GENERATING STATION MASHALLTOWN, IOWA	SITE PLAN AND WELL LOCATION MAP	FIGURE
DRAWN: 12/13/17	CHECKED BY: JR					1
REVISED: 07/29/19	APPROVED BY:					

I:\25219076.00\Drawings\190606 Monitoring Well Location Map.dwg, 8/1/2019 7:29:34 AM



Appendix A
Laboratory Reports

A1 Round 1 Background Sampling, Analytical Laboratory Report

April 09, 2018

Meghan Blodgett
SCS Engineers
2830 Dairy Drive
Madison, WI 53718

RE: Project: Sutherland Gen Sta/25218062.00
Pace Project No.: 60266915

Dear Meghan Blodgett:

Enclosed are the analytical results for sample(s) received by the laboratory on March 28, 2018. The results relate only to the samples included in this report. Results reported herein conform to the most current, applicable TNI/NELAC standards and the laboratory's Quality Assurance Manual, where applicable, unless otherwise noted in the body of the report.

If you have any questions concerning this report, please feel free to contact me.

Sincerely,



Trudy Gipson
trudy.gipson@pacelabs.com
1(913)563-1405
Project Manager

Enclosures

cc: Tom Karwaski, SCS Engineers
Kyle Kramer, SCS Engineers
Jeff Maxted, Alliant Energy



REPORT OF LABORATORY ANALYSIS

This report shall not be reproduced, except in full,
without the written consent of Pace Analytical Services, LLC.

08/30/2019 - Classification: Internal - ECRM6700180

CERTIFICATIONS

Project: Sutherland Gen Sta/25218062.00

Pace Project No.: 60266915

Kansas Certification IDs

9608 Loiret Boulevard, Lenexa, KS 66219

WY STR Certification #: 2456.01

Arkansas Certification #: 17-016-0

Illinois Certification #: 200030

Iowa Certification #: 118

Kansas/NELAP Certification #: E-10116

Louisiana Certification #: 03055

Nevada Certification #: KS000212018-1

Oklahoma Certification #: 9205/9935

Texas Certification #: T104704407

Utah Certification #: KS00021

Kansas Field Laboratory Accreditation: # E-92587

Missouri Certification: 10070

REPORT OF LABORATORY ANALYSIS

This report shall not be reproduced, except in full,
without the written consent of Pace Analytical Services, LLC.

SAMPLE SUMMARY

Project: Sutherland Gen Sta/25218062.00

Pace Project No.: 60266915

Lab ID	Sample ID	Matrix	Date Collected	Date Received
60266915001	MW-301	Water	03/27/18 11:50	03/28/18 08:35
60266915002	MW-302	Water	03/27/18 12:45	03/28/18 08:35
60266915003	MW-303	Water	03/27/18 14:15	03/28/18 08:35
60266915004	MW-304	Water	03/26/18 15:30	03/28/18 08:35
60266915005	MW-305	Water	03/26/18 16:40	03/28/18 08:35
60266915006	MW-306	Water	03/27/18 15:00	03/28/18 08:35
60266915007	FIELD BLANK	Water	03/27/18 15:15	03/28/18 08:35

REPORT OF LABORATORY ANALYSIS

This report shall not be reproduced, except in full,
without the written consent of Pace Analytical Services, LLC.

SAMPLE ANALYTE COUNT

Project: Sutherland Gen Sta/25218062.00

Pace Project No.: 60266915

Lab ID	Sample ID	Method	Analysts	Analytes Reported	Laboratory
60266915001	MW-301	EPA 6010	SMW	3	PASI-K
		EPA 6020	JGP	11	PASI-K
		EPA 7470	JRS	1	PASI-K
		SM 2540C	OL	1	PASI-K
		EPA 9040	MJK	1	PASI-K
		EPA 9056	AGO	3	PASI-K
60266915002	MW-302	EPA 6010	SMW	3	PASI-K
		EPA 6020	JGP	11	PASI-K
		EPA 7470	JRS	1	PASI-K
		SM 2540C	OL	1	PASI-K
		EPA 9040	MJK	1	PASI-K
		EPA 9056	AGO	3	PASI-K
60266915003	MW-303	EPA 6010	SMW	3	PASI-K
		EPA 6020	JGP	11	PASI-K
		EPA 7470	JRS	1	PASI-K
		SM 2540C	OL	1	PASI-K
		EPA 9040	MJK	1	PASI-K
		EPA 9056	AGO	3	PASI-K
60266915004	MW-304	EPA 6010	SMW	3	PASI-K
		EPA 6020	JGP	11	PASI-K
		EPA 7470	JRS	1	PASI-K
		SM 2540C	OL	1	PASI-K
		EPA 9040	MJK	1	PASI-K
		EPA 9056	AGO	3	PASI-K
60266915005	MW-305	EPA 6010	SMW	3	PASI-K
		EPA 6020	JGP	11	PASI-K
		EPA 7470	JRS	1	PASI-K
		SM 2540C	OL	1	PASI-K
		EPA 9040	MJK	1	PASI-K
		EPA 9056	AGO	3	PASI-K
60266915006	MW-306	EPA 6010	SMW	3	PASI-K
		EPA 6020	JGP	11	PASI-K
		EPA 7470	JRS	1	PASI-K
		SM 2540C	OL	1	PASI-K
		EPA 9040	MJK	1	PASI-K
		EPA 9056	AGO	3	PASI-K
60266915007	FIELD BLANK	EPA 6010	SMW	3	PASI-K

REPORT OF LABORATORY ANALYSIS

This report shall not be reproduced, except in full,
without the written consent of Pace Analytical Services, LLC.

SAMPLE ANALYTE COUNT

Project: Sutherland Gen Sta/25218062.00

Pace Project No.: 60266915

Lab ID	Sample ID	Method	Analysts	Analytes Reported	Laboratory
		EPA 6020	JGP	11	PASI-K
		EPA 7470	JRS	1	PASI-K
		SM 2540C	OL	1	PASI-K
		EPA 9040	MJK	1	PASI-K
		EPA 9056	AGO	3	PASI-K

REPORT OF LABORATORY ANALYSIS

This report shall not be reproduced, except in full,
without the written consent of Pace Analytical Services, LLC.

ANALYTICAL RESULTS

Project: Sutherland Gen Sta/25218062.00

Pace Project No.: 60266915

Sample: MW-301		Lab ID: 60266915001		Collected: 03/27/18 11:50		Received: 03/28/18 08:35		Matrix: Water	
Parameters	Results	Units	Report Limit	MDL	DF	Prepared	Analyzed	CAS No.	Qual
Field Data		Analytical Method:							
Collected By	Client				1		03/27/18 11:50		
Field pH	6.84	Std. Units	0.10	0.050	1		03/27/18 11:50		
Field Temperature	7.1	deg C	0.50	0.25	1		03/27/18 11:50		
Field Specific Conductance	645.7	umhos/cm	1.0	1.0	1		03/27/18 11:50		
Field Oxidation Potential	62.7	mV			1		03/27/18 11:50		
Oxygen, Dissolved	0.32	mg/L			1		03/27/18 11:50	7782-44-7	
Turbidity	11.6	NTU	1.0	1.0	1		03/27/18 11:50		
Groundwater Elevation	855.23	feet			1		03/27/18 11:50		
6010 MET ICP		Analytical Method: EPA 6010 Preparation Method: EPA 3010							
Boron	246	ug/L	100	12.5	1	03/30/18 15:40	04/05/18 16:29	7440-42-8	
Calcium	71.2	mg/L	0.20	0.054	1	03/30/18 15:40	04/05/18 16:29	7440-70-2	
Lithium	6.5J	ug/L	10.0	4.6	1	03/30/18 15:40	04/05/18 16:29	7439-93-2	
6020 MET ICPMS		Analytical Method: EPA 6020 Preparation Method: EPA 3010							
Antimony	0.13J	ug/L	1.0	0.026	1	03/30/18 15:40	04/03/18 13:01	7440-36-0	
Arsenic	0.45J	ug/L	1.0	0.052	1	03/30/18 15:40	04/03/18 13:01	7440-38-2	
Barium	98.0	ug/L	1.0	0.095	1	03/30/18 15:40	04/03/18 13:01	7440-39-3	
Beryllium	0.014J	ug/L	0.50	0.012	1	03/30/18 15:40	04/03/18 13:01	7440-41-7	
Cadmium	0.037J	ug/L	0.50	0.018	1	03/30/18 15:40	04/03/18 13:01	7440-43-9	
Chromium	2.2	ug/L	1.0	0.054	1	03/30/18 15:40	04/03/18 13:01	7440-47-3	
Cobalt	0.43J	ug/L	1.0	0.014	1	03/30/18 15:40	04/03/18 13:01	7440-48-4	
Lead	0.33J	ug/L	1.0	0.033	1	03/30/18 15:40	04/03/18 13:01	7439-92-1	
Molybdenum	4.4	ug/L	1.0	0.058	1	03/30/18 15:40	04/03/18 13:01	7439-98-7	
Selenium	2.7	ug/L	1.0	0.086	1	03/30/18 15:40	04/03/18 13:01	7782-49-2	
Thallium	ND	ug/L	1.0	0.036	1	03/30/18 15:40	04/03/18 13:01	7440-28-0	
7470 Mercury		Analytical Method: EPA 7470 Preparation Method: EPA 7470							
Mercury	ND	ug/L	0.20	0.090	1	04/03/18 10:55	04/03/18 14:22	7439-97-6	
2540C Total Dissolved Solids		Analytical Method: SM 2540C							
Total Dissolved Solids	399	mg/L	5.0	5.0	1		04/01/18 09:33		
9040 pH		Analytical Method: EPA 9040							
pH	7.0	Std. Units	0.10	0.10	1		04/03/18 12:20		H6
9056 IC Anions		Analytical Method: EPA 9056							
Chloride	15.5	mg/L	1.0	0.46	1		04/04/18 15:24	16887-00-6	
Fluoride	0.15J	mg/L	0.20	0.063	1		04/04/18 15:24	16984-48-8	
Sulfate	79.0	mg/L	10.0	2.4	10		04/04/18 15:37	14808-79-8	

REPORT OF LABORATORY ANALYSIS

This report shall not be reproduced, except in full,
without the written consent of Pace Analytical Services, LLC.

ANALYTICAL RESULTS

Project: Sutherland Gen Sta/25218062.00

Pace Project No.: 60266915

Sample: MW-302		Lab ID: 60266915002		Collected: 03/27/18 12:45		Received: 03/28/18 08:35		Matrix: Water	
Parameters	Results	Units	Report Limit	MDL	DF	Prepared	Analyzed	CAS No.	Qual
Field Data		Analytical Method:							
Collected By	Client				1		03/27/18 12:45		
Field pH	7.20	Std. Units	0.10	0.050	1		03/27/18 12:45		
Field Temperature	7.4	deg C	0.50	0.25	1		03/27/18 12:45		
Field Specific Conductance	546.5	umhos/cm	1.0	1.0	1		03/27/18 12:45		
Field Oxidation Potential	79.3	mV			1		03/27/18 12:45		
Oxygen, Dissolved	2.39	mg/L			1		03/27/18 12:45	7782-44-7	
Turbidity	5.90	NTU	1.0	1.0	1		03/27/18 12:45		
Groundwater Elevation	855.97	feet			1		03/27/18 12:45		
6010 MET ICP		Analytical Method: EPA 6010 Preparation Method: EPA 3010							
Boron	58.4J	ug/L	100	12.5	1	03/30/18 15:40	04/05/18 16:37	7440-42-8	
Calcium	67.4	mg/L	0.20	0.054	1	03/30/18 15:40	04/05/18 16:37	7440-70-2	
Lithium	5.2J	ug/L	10.0	4.6	1	03/30/18 15:40	04/05/18 16:37	7439-93-2	
6020 MET ICPMS		Analytical Method: EPA 6020 Preparation Method: EPA 3010							
Antimony	0.41J	ug/L	1.0	0.026	1	03/30/18 15:40	04/03/18 13:05	7440-36-0	
Arsenic	1.4	ug/L	1.0	0.052	1	03/30/18 15:40	04/03/18 13:05	7440-38-2	
Barium	93.6	ug/L	1.0	0.095	1	03/30/18 15:40	04/03/18 13:05	7440-39-3	
Beryllium	ND	ug/L	0.50	0.012	1	03/30/18 15:40	04/03/18 13:05	7440-41-7	
Cadmium	0.028J	ug/L	0.50	0.018	1	03/30/18 15:40	04/03/18 13:05	7440-43-9	
Chromium	0.35J	ug/L	1.0	0.054	1	03/30/18 15:40	04/03/18 13:05	7440-47-3	
Cobalt	1.8	ug/L	1.0	0.014	1	03/30/18 15:40	04/03/18 13:05	7440-48-4	
Lead	0.19J	ug/L	1.0	0.033	1	03/30/18 15:40	04/03/18 13:05	7439-92-1	
Molybdenum	1.2	ug/L	1.0	0.058	1	03/30/18 15:40	04/03/18 13:05	7439-98-7	
Selenium	8.0	ug/L	1.0	0.086	1	03/30/18 15:40	04/03/18 13:05	7782-49-2	
Thallium	ND	ug/L	1.0	0.036	1	03/30/18 15:40	04/03/18 13:05	7440-28-0	
7470 Mercury		Analytical Method: EPA 7470 Preparation Method: EPA 7470							
Mercury	ND	ug/L	0.20	0.090	1	04/03/18 10:55	04/03/18 14:29	7439-97-6	
2540C Total Dissolved Solids		Analytical Method: SM 2540C							
Total Dissolved Solids	309	mg/L	5.0	5.0	1		04/01/18 09:33		
9040 pH		Analytical Method: EPA 9040							
pH	7.4	Std. Units	0.10	0.10	1		04/03/18 12:22		H6
9056 IC Anions		Analytical Method: EPA 9056							
Chloride	14.0	mg/L	1.0	0.46	1		04/04/18 15:51	16887-00-6	
Fluoride	0.24	mg/L	0.20	0.063	1		04/04/18 15:51	16984-48-8	
Sulfate	68.5	mg/L	10.0	2.4	10		04/04/18 16:17	14808-79-8	

REPORT OF LABORATORY ANALYSIS

This report shall not be reproduced, except in full,
without the written consent of Pace Analytical Services, LLC.

ANALYTICAL RESULTS

Project: Sutherland Gen Sta/25218062.00

Pace Project No.: 60266915

Sample: MW-303		Lab ID: 60266915003		Collected: 03/27/18 14:15		Received: 03/28/18 08:35		Matrix: Water	
Parameters	Results	Units	Report Limit	MDL	DF	Prepared	Analyzed	CAS No.	Qual
Field Data		Analytical Method:							
Collected By	Client				1		03/27/18 14:15		
Field pH	7.19	Std. Units	0.10	0.050	1		03/27/18 14:15		
Field Temperature	7.2	deg C	0.50	0.25	1		03/27/18 14:15		
Field Specific Conductance	1806	umhos/cm	1.0	1.0	1		03/27/18 14:15		
Field Oxidation Potential	81.4	mV			1		03/27/18 14:15		
Oxygen, Dissolved	0.39	mg/L			1		03/27/18 14:15	7782-44-7	
Turbidity	3.27	NTU	1.0	1.0	1		03/27/18 14:15		
Groundwater Elevation	854.35	feet			1		03/27/18 14:15		
6010 MET ICP		Analytical Method: EPA 6010 Preparation Method: EPA 3010							
Boron	619	ug/L	100	12.5	1	03/30/18 15:40	04/05/18 16:45	7440-42-8	
Calcium	265	mg/L	0.20	0.054	1	03/30/18 15:40	04/05/18 16:45	7440-70-2	
Lithium	38.4	ug/L	10.0	4.6	1	03/30/18 15:40	04/05/18 16:45	7439-93-2	
6020 MET ICPMS		Analytical Method: EPA 6020 Preparation Method: EPA 3010							
Antimony	0.072J	ug/L	1.0	0.026	1	03/30/18 15:40	04/03/18 13:17	7440-36-0	
Arsenic	0.11J	ug/L	1.0	0.052	1	03/30/18 15:40	04/03/18 13:17	7440-38-2	
Barium	66.9	ug/L	1.0	0.095	1	03/30/18 15:40	04/03/18 13:17	7440-39-3	
Beryllium	ND	ug/L	0.50	0.012	1	03/30/18 15:40	04/03/18 13:17	7440-41-7	
Cadmium	0.14J	ug/L	0.50	0.018	1	03/30/18 15:40	04/03/18 13:17	7440-43-9	
Chromium	0.086J	ug/L	1.0	0.054	1	03/30/18 15:40	04/03/18 13:17	7440-47-3	
Cobalt	0.54J	ug/L	1.0	0.014	1	03/30/18 15:40	04/03/18 13:17	7440-48-4	
Lead	0.10J	ug/L	1.0	0.033	1	03/30/18 15:40	04/03/18 13:17	7439-92-1	
Molybdenum	12.9	ug/L	1.0	0.058	1	03/30/18 15:40	04/03/18 13:17	7439-98-7	
Selenium	1.6	ug/L	1.0	0.086	1	03/30/18 15:40	04/03/18 13:17	7782-49-2	
Thallium	ND	ug/L	1.0	0.036	1	03/30/18 15:40	04/03/18 13:17	7440-28-0	
7470 Mercury		Analytical Method: EPA 7470 Preparation Method: EPA 7470							
Mercury	ND	ug/L	0.20	0.090	1	04/03/18 10:55	04/03/18 14:31	7439-97-6	
2540C Total Dissolved Solids		Analytical Method: SM 2540C							
Total Dissolved Solids	1360	mg/L	5.0	5.0	1		04/01/18 09:34		
9040 pH		Analytical Method: EPA 9040							
pH	7.1	Std. Units	0.10	0.10	1		04/03/18 12:23		H6
9056 IC Anions		Analytical Method: EPA 9056							
Chloride	22.8	mg/L	2.0	0.92	2		04/04/18 17:24	16887-00-6	
Fluoride	0.49	mg/L	0.20	0.063	1		04/04/18 17:11	16984-48-8	
Sulfate	745	mg/L	100	23.6	100		04/04/18 17:38	14808-79-8	

REPORT OF LABORATORY ANALYSIS

This report shall not be reproduced, except in full,
without the written consent of Pace Analytical Services, LLC.

ANALYTICAL RESULTS

Project: Sutherland Gen Sta/25218062.00

Pace Project No.: 60266915

Sample: MW-304		Lab ID: 60266915004		Collected: 03/26/18 15:30		Received: 03/28/18 08:35		Matrix: Water	
Parameters	Results	Units	Report Limit	MDL	DF	Prepared	Analyzed	CAS No.	Qual
Field Data		Analytical Method:							
Collected By	Client				1		03/26/18 15:30		
Field pH	7.08	Std. Units	0.10	0.050	1		03/26/18 15:30		
Field Temperature	8.5	deg C	0.50	0.25	1		03/26/18 15:30		
Field Specific Conductance	1166	umhos/cm	1.0	1.0	1		03/26/18 15:30		
Field Oxidation Potential	114.3	mV			1		03/26/18 15:30		
Oxygen, Dissolved	0.47	mg/L			1		03/26/18 15:30	7782-44-7	
Turbidity	6.71	NTU	1.0	1.0	1		03/26/18 15:30		
Groundwater Elevation	853.79	feet			1		03/26/18 15:30		
6010 MET ICP		Analytical Method: EPA 6010 Preparation Method: EPA 3010							
Boron	575	ug/L	100	12.5	1	03/30/18 15:40	04/05/18 16:48	7440-42-8	
Calcium	155	mg/L	0.20	0.054	1	03/30/18 15:40	04/05/18 16:48	7440-70-2	
Lithium	10.1	ug/L	10.0	4.6	1	03/30/18 15:40	04/05/18 16:48	7439-93-2	
6020 MET ICPMS		Analytical Method: EPA 6020 Preparation Method: EPA 3010							
Antimony	0.041J	ug/L	1.0	0.026	1	03/30/18 15:40	04/03/18 13:21	7440-36-0	
Arsenic	ND	ug/L	1.0	0.052	1	03/30/18 15:40	04/03/18 13:21	7440-38-2	
Barium	21.3	ug/L	1.0	0.095	1	03/30/18 15:40	04/03/18 13:21	7440-39-3	
Beryllium	ND	ug/L	0.50	0.012	1	03/30/18 15:40	04/03/18 13:21	7440-41-7	
Cadmium	0.080J	ug/L	0.50	0.018	1	03/30/18 15:40	04/03/18 13:21	7440-43-9	
Chromium	0.28J	ug/L	1.0	0.054	1	03/30/18 15:40	04/03/18 13:21	7440-47-3	
Cobalt	0.093J	ug/L	1.0	0.014	1	03/30/18 15:40	04/03/18 13:21	7440-48-4	
Lead	0.094J	ug/L	1.0	0.033	1	03/30/18 15:40	04/03/18 13:21	7439-92-1	
Molybdenum	1.6	ug/L	1.0	0.058	1	03/30/18 15:40	04/03/18 13:21	7439-98-7	
Selenium	0.18J	ug/L	1.0	0.086	1	03/30/18 15:40	04/03/18 13:21	7782-49-2	
Thallium	ND	ug/L	1.0	0.036	1	03/30/18 15:40	04/03/18 13:21	7440-28-0	
7470 Mercury		Analytical Method: EPA 7470 Preparation Method: EPA 7470							
Mercury	ND	ug/L	0.20	0.090	1	04/03/18 10:55	04/03/18 14:34	7439-97-6	
2540C Total Dissolved Solids		Analytical Method: SM 2540C							
Total Dissolved Solids	820	mg/L	5.0	5.0	1		04/01/18 09:32		
9040 pH		Analytical Method: EPA 9040							
pH	7.1	Std. Units	0.10	0.10	1		04/03/18 12:18		H6
9056 IC Anions		Analytical Method: EPA 9056							
Chloride	30.8	mg/L	5.0	2.3	5		04/04/18 18:05	16887-00-6	
Fluoride	0.33	mg/L	0.20	0.063	1		04/04/18 17:51	16984-48-8	
Sulfate	371	mg/L	50.0	11.8	50		04/04/18 18:18	14808-79-8	

REPORT OF LABORATORY ANALYSIS

This report shall not be reproduced, except in full,
without the written consent of Pace Analytical Services, LLC.

ANALYTICAL RESULTS

Project: Sutherland Gen Sta/25218062.00

Pace Project No.: 60266915

Sample: MW-305		Lab ID: 60266915005		Collected: 03/26/18 16:40		Received: 03/28/18 08:35		Matrix: Water	
Parameters	Results	Units	Report Limit	MDL	DF	Prepared	Analyzed	CAS No.	Qual
Field Data		Analytical Method:							
Collected By	Client				1		03/26/18 16:40		
Field pH	6.99	Std. Units	0.10	0.050	1		03/26/18 16:40		
Field Temperature	9.7	deg C	0.50	0.25	1		03/26/18 16:40		
Field Specific Conductance	1262	umhos/cm	1.0	1.0	1		03/26/18 16:40		
Field Oxidation Potential	11.9	mV			1		03/26/18 16:40		
Oxygen, Dissolved	0.10	mg/L			1		03/26/18 16:40	7782-44-7	
Turbidity	11.12	NTU	1.0	1.0	1		03/26/18 16:40		
Groundwater Elevation	853.64	feet			1		03/26/18 16:40		
6010 MET ICP		Analytical Method: EPA 6010 Preparation Method: EPA 3010							
Boron	815	ug/L	100	12.5	1	03/30/18 15:40	04/05/18 16:50	7440-42-8	
Calcium	173	mg/L	0.20	0.054	1	03/30/18 15:40	04/05/18 16:50	7440-70-2	
Lithium	21.3	ug/L	10.0	4.6	1	03/30/18 15:40	04/05/18 16:50	7439-93-2	
6020 MET ICPMS		Analytical Method: EPA 6020 Preparation Method: EPA 3010							
Antimony	0.075J	ug/L	1.0	0.026	1	03/30/18 15:40	04/03/18 13:25	7440-36-0	
Arsenic	5.9	ug/L	1.0	0.052	1	03/30/18 15:40	04/03/18 13:25	7440-38-2	
Barium	34.8	ug/L	1.0	0.095	1	03/30/18 15:40	04/03/18 13:25	7440-39-3	
Beryllium	0.012J	ug/L	0.50	0.012	1	03/30/18 15:40	04/03/18 13:25	7440-41-7	
Cadmium	0.071J	ug/L	0.50	0.018	1	03/30/18 15:40	04/03/18 13:25	7440-43-9	
Chromium	0.69J	ug/L	1.0	0.054	1	03/30/18 15:40	04/03/18 13:25	7440-47-3	
Cobalt	2.7	ug/L	1.0	0.014	1	03/30/18 15:40	04/03/18 13:25	7440-48-4	
Lead	0.39J	ug/L	1.0	0.033	1	03/30/18 15:40	04/03/18 13:25	7439-92-1	
Molybdenum	25.8	ug/L	1.0	0.058	1	03/30/18 15:40	04/03/18 13:25	7439-98-7	
Selenium	0.34J	ug/L	1.0	0.086	1	03/30/18 15:40	04/03/18 13:25	7782-49-2	
Thallium	ND	ug/L	1.0	0.036	1	03/30/18 15:40	04/03/18 13:25	7440-28-0	
7470 Mercury		Analytical Method: EPA 7470 Preparation Method: EPA 7470							
Mercury	ND	ug/L	0.20	0.090	1	04/03/18 10:55	04/03/18 14:36	7439-97-6	
2540C Total Dissolved Solids		Analytical Method: SM 2540C							
Total Dissolved Solids	893	mg/L	5.0	5.0	1		04/01/18 09:32		
9040 pH		Analytical Method: EPA 9040							
pH	7.0	Std. Units	0.10	0.10	1		04/03/18 12:19		H6
9056 IC Anions		Analytical Method: EPA 9056							
Chloride	21.9	mg/L	2.0	0.92	2		04/04/18 18:45	16887-00-6	
Fluoride	0.54	mg/L	0.20	0.063	1		04/04/18 18:31	16984-48-8	
Sulfate	495	mg/L	50.0	11.8	50		04/04/18 18:58	14808-79-8	

REPORT OF LABORATORY ANALYSIS

This report shall not be reproduced, except in full,
without the written consent of Pace Analytical Services, LLC.

ANALYTICAL RESULTS

Project: Sutherland Gen Sta/25218062.00

Pace Project No.: 60266915

Sample: MW-306		Lab ID: 60266915006		Collected: 03/27/18 15:00		Received: 03/28/18 08:35		Matrix: Water	
Parameters	Results	Units	Report Limit	MDL	DF	Prepared	Analyzed	CAS No.	Qual
Field Data		Analytical Method:							
Collected By	Client				1		03/27/18 15:00		
Field pH	7.94	Std. Units	0.10	0.050	1		03/27/18 15:00		
Field Temperature	10.3	deg C	0.50	0.25	1		03/27/18 15:00		
Field Specific Conductance	1509	umhos/cm	1.0	1.0	1		03/27/18 15:00		
Field Oxidation Potential	0.3	mV			1		03/27/18 15:00		
Oxygen, Dissolved	0.10	mg/L			1		03/27/18 15:00	7782-44-7	
Turbidity	1.09	NTU	1.0	1.0	1		03/27/18 15:00		
Groundwater Elevation	853.49	feet			1		03/27/18 15:00		
6010 MET ICP		Analytical Method: EPA 6010 Preparation Method: EPA 3010							
Boron	1100	ug/L	100	12.5	1	03/30/18 15:40	04/05/18 16:53	7440-42-8	
Calcium	213	mg/L	0.20	0.054	1	03/30/18 15:40	04/05/18 16:53	7440-70-2	
Lithium	37.1	ug/L	10.0	4.6	1	03/30/18 15:40	04/05/18 16:53	7439-93-2	
6020 MET ICPMS		Analytical Method: EPA 6020 Preparation Method: EPA 3010							
Antimony	0.056J	ug/L	1.0	0.026	1	03/30/18 15:40	04/03/18 13:29	7440-36-0	
Arsenic	3.6	ug/L	1.0	0.052	1	03/30/18 15:40	04/03/18 13:29	7440-38-2	
Barium	91.7	ug/L	1.0	0.095	1	03/30/18 15:40	04/03/18 13:29	7440-39-3	
Beryllium	ND	ug/L	0.50	0.012	1	03/30/18 15:40	04/03/18 13:29	7440-41-7	
Cadmium	0.027J	ug/L	0.50	0.018	1	03/30/18 15:40	04/03/18 13:29	7440-43-9	
Chromium	0.10J	ug/L	1.0	0.054	1	03/30/18 15:40	04/03/18 13:29	7440-47-3	
Cobalt	0.66J	ug/L	1.0	0.014	1	03/30/18 15:40	04/03/18 13:29	7440-48-4	
Lead	0.063J	ug/L	1.0	0.033	1	03/30/18 15:40	04/03/18 13:29	7439-92-1	
Molybdenum	35.8	ug/L	1.0	0.058	1	03/30/18 15:40	04/03/18 13:29	7439-98-7	
Selenium	ND	ug/L	1.0	0.086	1	03/30/18 15:40	04/03/18 13:29	7782-49-2	
Thallium	ND	ug/L	1.0	0.036	1	03/30/18 15:40	04/03/18 13:29	7440-28-0	
7470 Mercury		Analytical Method: EPA 7470 Preparation Method: EPA 7470							
Mercury	ND	ug/L	0.20	0.090	1	04/03/18 10:55	04/03/18 14:38	7439-97-6	
2540C Total Dissolved Solids		Analytical Method: SM 2540C							
Total Dissolved Solids	1160	mg/L	5.0	5.0	1		04/01/18 09:35		
9040 pH		Analytical Method: EPA 9040							
pH	7.7	Std. Units	0.10	0.10	1		04/03/18 12:24		H6
9056 IC Anions		Analytical Method: EPA 9056							
Chloride	30.8	mg/L	5.0	2.3	5		04/05/18 15:03	16887-00-6	
Fluoride	0.46	mg/L	0.20	0.063	1		04/05/18 15:17	16984-48-8	
Sulfate	622	mg/L	100	23.6	100		04/05/18 14:23	14808-79-8	

REPORT OF LABORATORY ANALYSIS

This report shall not be reproduced, except in full,
without the written consent of Pace Analytical Services, LLC.

ANALYTICAL RESULTS

Project: Sutherland Gen Sta/25218062.00

Pace Project No.: 60266915

Sample: FIELD BLANK									
Lab ID: 60266915007									
Collected: 03/27/18 15:15									
Received: 03/28/18 08:35									
Matrix: Water									
Parameters	Results	Units	Report Limit	MDL	DF	Prepared	Analyzed	CAS No.	Qual
6010 MET ICP									
Analytical Method: EPA 6010 Preparation Method: EPA 3010									
Boron	ND	ug/L	100	12.5	1	03/30/18 15:40	04/05/18 16:56	7440-42-8	
Calcium	ND	mg/L	0.20	0.054	1	03/30/18 15:40	04/05/18 16:56	7440-70-2	
Lithium	ND	ug/L	10.0	4.6	1	03/30/18 15:40	04/05/18 16:56	7439-93-2	
6020 MET ICPMS									
Analytical Method: EPA 6020 Preparation Method: EPA 3010									
Antimony	ND	ug/L	1.0	0.026	1	03/30/18 15:40	04/03/18 13:40	7440-36-0	
Arsenic	ND	ug/L	1.0	0.052	1	03/30/18 15:40	04/03/18 13:40	7440-38-2	
Barium	0.10J	ug/L	1.0	0.095	1	03/30/18 15:40	04/03/18 13:40	7440-39-3	B
Beryllium	ND	ug/L	0.50	0.012	1	03/30/18 15:40	04/03/18 13:40	7440-41-7	
Cadmium	ND	ug/L	0.50	0.018	1	03/30/18 15:40	04/03/18 13:40	7440-43-9	
Chromium	ND	ug/L	1.0	0.054	1	03/30/18 15:40	04/03/18 13:40	7440-47-3	
Cobalt	ND	ug/L	1.0	0.014	1	03/30/18 15:40	04/03/18 13:40	7440-48-4	
Lead	ND	ug/L	1.0	0.033	1	03/30/18 15:40	04/03/18 13:40	7439-92-1	
Molybdenum	ND	ug/L	1.0	0.058	1	03/30/18 15:40	04/03/18 13:40	7439-98-7	
Selenium	ND	ug/L	1.0	0.086	1	03/30/18 15:40	04/03/18 13:40	7782-49-2	
Thallium	ND	ug/L	1.0	0.036	1	03/30/18 15:40	04/03/18 13:40	7440-28-0	
7470 Mercury									
Analytical Method: EPA 7470 Preparation Method: EPA 7470									
Mercury	ND	ug/L	0.20	0.090	1	04/03/18 10:55	04/03/18 14:40	7439-97-6	
2540C Total Dissolved Solids									
Analytical Method: SM 2540C									
Total Dissolved Solids	ND	mg/L	5.0	5.0	1		04/01/18 09:35		
9040 pH									
Analytical Method: EPA 9040									
pH	6.0	Std. Units	0.10	0.10	1		04/03/18 12:28		H6
9056 IC Anions									
Analytical Method: EPA 9056									
Chloride	ND	mg/L	1.0	0.46	1		04/05/18 15:30	16887-00-6	
Fluoride	ND	mg/L	0.20	0.063	1		04/05/18 15:30	16984-48-8	
Sulfate	ND	mg/L	1.0	0.24	1		04/05/18 15:30	14808-79-8	

REPORT OF LABORATORY ANALYSIS

This report shall not be reproduced, except in full,
without the written consent of Pace Analytical Services, LLC.

QUALITY CONTROL DATA

Project: Sutherland Gen Sta/25218062.00

Pace Project No.: 60266915

QC Batch: 520241 Analysis Method: EPA 7470
 QC Batch Method: EPA 7470 Analysis Description: 7470 Mercury
 Associated Lab Samples: 60266915001, 60266915002, 60266915003, 60266915004, 60266915005, 60266915006, 60266915007

METHOD BLANK: 2129203 Matrix: Water
 Associated Lab Samples: 60266915001, 60266915002, 60266915003, 60266915004, 60266915005, 60266915006, 60266915007

Parameter	Units	Blank Result	Reporting Limit	MDL	Analyzed	Qualifiers
Mercury	ug/L	ND	0.20	0.090	04/03/18 14:18	

LABORATORY CONTROL SAMPLE: 2129204

Parameter	Units	Spike Conc.	LCS Result	LCS % Rec	% Rec Limits	Qualifiers
Mercury	ug/L	5	5.3	105	80-120	

MATRIX SPIKE & MATRIX SPIKE DUPLICATE: 2129205 2129206

Parameter	Units	60267031004 Result	MS Spike Conc.	MSD Spike Conc.	MS Result	MSD Result	MS % Rec	MSD % Rec	% Rec Limits	RPD	Max RPD	Qual
Mercury	ug/L	ND	5	5	4.8	5.0	95	100	75-125	5	20	

Results presented on this page are in the units indicated by the "Units" column except where an alternate unit is presented to the right of the result.

REPORT OF LABORATORY ANALYSIS

This report shall not be reproduced, except in full,
 without the written consent of Pace Analytical Services, LLC.

QUALITY CONTROL DATA

Project: Sutherland Gen Sta/25218062.00

Pace Project No.: 60266915

QC Batch: 519933 Analysis Method: EPA 6010
 QC Batch Method: EPA 3010 Analysis Description: 6010 MET
 Associated Lab Samples: 60266915001, 60266915002, 60266915003, 60266915004, 60266915005, 60266915006, 60266915007

METHOD BLANK: 2128123 Matrix: Water
 Associated Lab Samples: 60266915001, 60266915002, 60266915003, 60266915004, 60266915005, 60266915006, 60266915007

Parameter	Units	Blank Result	Reporting Limit	MDL	Analyzed	Qualifiers
Boron	ug/L	ND	100	12.5	04/05/18 16:26	
Calcium	mg/L	ND	0.20	0.054	04/05/18 16:26	
Lithium	ug/L	ND	10.0	4.6	04/05/18 16:26	

LABORATORY CONTROL SAMPLE: 2128124

Parameter	Units	Spike Conc.	LCS Result	LCS % Rec	% Rec Limits	Qualifiers
Boron	ug/L	1000	1000	100	80-120	
Calcium	mg/L	10	9.9	99	80-120	
Lithium	ug/L	1000	1020	102	80-120	

MATRIX SPIKE & MATRIX SPIKE DUPLICATE: 2128125 2128126

Parameter	Units	60266915001 Result	MS Spike Conc.	MSD Spike Conc.	MS Result	MSD Result	MS % Rec	MSD % Rec	% Rec Limits	RPD	Max RPD	Qual
Boron	ug/L	246	1000	1000	1240	1230	99	99	75-125	0	20	
Calcium	mg/L	71.2	10	10	81.2	80.2	99	89	75-125	1	20	
Lithium	ug/L	6.5J	1000	1000	987	989	98	98	75-125	0	20	

Results presented on this page are in the units indicated by the "Units" column except where an alternate unit is presented to the right of the result.

REPORT OF LABORATORY ANALYSIS

This report shall not be reproduced, except in full,
 without the written consent of Pace Analytical Services, LLC.

QUALITY CONTROL DATA

Project: Sutherland Gen Sta/25218062.00

Pace Project No.: 60266915

QC Batch: 519940 Analysis Method: EPA 6020
 QC Batch Method: EPA 3010 Analysis Description: 6020 MET
 Associated Lab Samples: 60266915001, 60266915002, 60266915003, 60266915004, 60266915005, 60266915006, 60266915007

METHOD BLANK: 2128134 Matrix: Water
 Associated Lab Samples: 60266915001, 60266915002, 60266915003, 60266915004, 60266915005, 60266915006, 60266915007

Parameter	Units	Blank Result	Reporting Limit	MDL	Analyzed	Qualifiers
Antimony	ug/L	ND	1.0	0.026	04/03/18 12:54	
Arsenic	ug/L	ND	1.0	0.052	04/03/18 12:54	
Barium	ug/L	0.36J	1.0	0.095	04/03/18 12:54	
Beryllium	ug/L	ND	0.50	0.012	04/03/18 12:54	
Cadmium	ug/L	ND	0.50	0.018	04/03/18 12:54	
Chromium	ug/L	ND	1.0	0.054	04/03/18 12:54	
Cobalt	ug/L	ND	1.0	0.014	04/03/18 12:54	
Lead	ug/L	ND	1.0	0.033	04/03/18 12:54	
Molybdenum	ug/L	ND	1.0	0.058	04/03/18 12:54	
Selenium	ug/L	ND	1.0	0.086	04/03/18 12:54	
Thallium	ug/L	ND	1.0	0.036	04/03/18 12:54	

LABORATORY CONTROL SAMPLE: 2128135

Parameter	Units	Spike Conc.	LCS Result	LCS % Rec	% Rec Limits	Qualifiers
Antimony	ug/L	40	40.7	102	80-120	
Arsenic	ug/L	40	40.3	101	80-120	
Barium	ug/L	40	39.4	98	80-120	
Beryllium	ug/L	40	41.0	103	80-120	
Cadmium	ug/L	40	40.7	102	80-120	
Chromium	ug/L	40	39.1	98	80-120	
Cobalt	ug/L	40	38.1	95	80-120	
Lead	ug/L	40	41.6	104	80-120	
Molybdenum	ug/L	40	39.1	98	80-120	
Selenium	ug/L	40	40.4	101	80-120	
Thallium	ug/L	40	41.9	105	80-120	

MATRIX SPIKE & MATRIX SPIKE DUPLICATE: 2128136 2128137

Parameter	Units	MS		MSD		MS % Rec	MSD % Rec	% Rec Limits	RPD	Max RPD	Qual	
		Spike Conc.	Spike Conc.	Result	Result							
Antimony	ug/L	0.41J	40	40	40.7	40.3	101	100	75-125	1	20	
Arsenic	ug/L	1.4	40	40	41.4	41.6	100	100	75-125	0	20	
Barium	ug/L	93.6	40	40	131	131	94	93	75-125	0	20	
Beryllium	ug/L	ND	40	40	38.6	38.3	97	96	75-125	1	20	
Cadmium	ug/L	0.028J	40	40	39.2	39.1	98	98	75-125	0	20	
Chromium	ug/L	0.35J	40	40	38.5	38.3	95	95	75-125	1	20	
Cobalt	ug/L	1.8	40	40	38.2	38.5	91	92	75-125	1	20	

Results presented on this page are in the units indicated by the "Units" column except where an alternate unit is presented to the right of the result.

REPORT OF LABORATORY ANALYSIS

This report shall not be reproduced, except in full,
 without the written consent of Pace Analytical Services, LLC.

QUALITY CONTROL DATA

Project: Sutherland Gen Sta/25218062.00

Pace Project No.: 60266915

Parameter	Units	2128136		2128137		MS Result	MSD Result	MS % Rec	MSD % Rec	% Rec Limits	Max RPD	RPD	Qual
		60266915002 Result	MS Spike Conc.	MSD Spike Conc.	MS Result								
Lead	ug/L	0.19J	40	40	40.0	41.2	100	103	75-125	3	20		
Molybdenum	ug/L	1.2	40	40	41.2	41.1	100	100	75-125	0	20		
Selenium	ug/L	8.0	40	40	46.8	47.5	97	99	75-125	2	20		
Thallium	ug/L	ND	40	40	40.7	42.2	102	106	75-125	4	20		

Results presented on this page are in the units indicated by the "Units" column except where an alternate unit is presented to the right of the result.

REPORT OF LABORATORY ANALYSIS

This report shall not be reproduced, except in full,
without the written consent of Pace Analytical Services, LLC.

QUALITY CONTROL DATA

Project: Sutherland Gen Sta/25218062.00
Pace Project No.: 60266915

QC Batch: 519979 Analysis Method: SM 2540C
QC Batch Method: SM 2540C Analysis Description: 2540C Total Dissolved Solids
Associated Lab Samples: 60266915001, 60266915002, 60266915003, 60266915004, 60266915005, 60266915006, 60266915007

METHOD BLANK: 2128425 Matrix: Water
Associated Lab Samples: 60266915001, 60266915002, 60266915003, 60266915004, 60266915005, 60266915006, 60266915007

Parameter	Units	Blank Result	Reporting Limit	MDL	Analyzed	Qualifiers
Total Dissolved Solids	mg/L	ND	5.0	5.0	04/01/18 09:24	

LABORATORY CONTROL SAMPLE: 2128426

Parameter	Units	Spike Conc.	LCS Result	LCS % Rec	% Rec Limits	Qualifiers
Total Dissolved Solids	mg/L	1000	983	98	80-120	

SAMPLE DUPLICATE: 2128427

Parameter	Units	60266758002 Result	Dup Result	RPD	Max RPD	Qualifiers
Total Dissolved Solids	mg/L	477	498	4	10	

SAMPLE DUPLICATE: 2128428

Parameter	Units	60266759002 Result	Dup Result	RPD	Max RPD	Qualifiers
Total Dissolved Solids	mg/L	478	504	5	10	

Results presented on this page are in the units indicated by the "Units" column except where an alternate unit is presented to the right of the result.

REPORT OF LABORATORY ANALYSIS

This report shall not be reproduced, except in full,
without the written consent of Pace Analytical Services, LLC.

QUALITY CONTROL DATA

Project: Sutherland Gen Sta/25218062.00

Pace Project No.: 60266915

QC Batch: 520007 Analysis Method: EPA 9040

QC Batch Method: EPA 9040 Analysis Description: 9040 pH

Associated Lab Samples: 60266915001, 60266915002, 60266915003, 60266915004, 60266915005, 60266915006, 60266915007

SAMPLE DUPLICATE: 2128538

Parameter	Units	60267071001 Result	Dup Result	RPD	Max RPD	Qualifiers
pH	Std. Units	7.1	7.2	0	10	H6

Results presented on this page are in the units indicated by the "Units" column except where an alternate unit is presented to the right of the result.

REPORT OF LABORATORY ANALYSIS

This report shall not be reproduced, except in full,
without the written consent of Pace Analytical Services, LLC.

QUALITY CONTROL DATA

Project: Sutherland Gen Sta/25218062.00

Pace Project No.: 60266915

QC Batch:	520452	Analysis Method:	EPA 9056
QC Batch Method:	EPA 9056	Analysis Description:	9056 IC Anions
Associated Lab Samples:	60266915001, 60266915002, 60266915003, 60266915004, 60266915005, 60266915006, 60266915007		

METHOD BLANK: 2130188 Matrix: Water
Associated Lab Samples: 60266915001, 60266915002, 60266915003, 60266915004, 60266915005, 60266915006, 60266915007

Parameter	Units	Blank Result	Reporting Limit	MDL	Analyzed	Qualifiers
Chloride	mg/L	ND	1.0	0.46	04/04/18 09:50	
Fluoride	mg/L	ND	0.20	0.063	04/04/18 09:50	
Sulfate	mg/L	ND	1.0	0.24	04/04/18 09:50	

LABORATORY CONTROL SAMPLE: 2130189

Parameter	Units	Spike Conc.	LCS Result	LCS % Rec	% Rec Limits	Qualifiers
Chloride	mg/L	5	4.6	92	80-120	
Fluoride	mg/L	2.5	2.4	97	80-120	
Sulfate	mg/L	5	4.6	92	80-120	

SAMPLE DUPLICATE: 2130190

Parameter	Units	60266915002 Result	Dup Result	RPD	Max RPD	Qualifiers
Chloride	mg/L	14.0	14.0	0	15	
Fluoride	mg/L	0.24	0.24	1	15	
Sulfate	mg/L	68.5	67.1	2	15	

Results presented on this page are in the units indicated by the "Units" column except where an alternate unit is presented to the right of the result.

REPORT OF LABORATORY ANALYSIS

This report shall not be reproduced, except in full,
without the written consent of Pace Analytical Services, LLC.

QUALIFIERS

Project: Sutherland Gen Sta/25218062.00

Pace Project No.: 60266915

DEFINITIONS

DF - Dilution Factor, if reported, represents the factor applied to the reported data due to dilution of the sample aliquot.

ND - Not Detected at or above adjusted reporting limit.

TNTC - Too Numerous To Count

J - Estimated concentration above the adjusted method detection limit and below the adjusted reporting limit.

MDL - Adjusted Method Detection Limit.

PQL - Practical Quantitation Limit.

RL - Reporting Limit.

S - Surrogate

1,2-Diphenylhydrazine decomposes to and cannot be separated from Azobenzene using Method 8270. The result for each analyte is a combined concentration.

Consistent with EPA guidelines, unrounded data are displayed and have been used to calculate % recovery and RPD values.

LCS(D) - Laboratory Control Sample (Duplicate)

MS(D) - Matrix Spike (Duplicate)

DUP - Sample Duplicate

RPD - Relative Percent Difference

NC - Not Calculable.

SG - Silica Gel - Clean-Up

U - Indicates the compound was analyzed for, but not detected.

N-Nitrosodiphenylamine decomposes and cannot be separated from Diphenylamine using Method 8270. The result reported for each analyte is a combined concentration.

Pace Analytical is TNI accredited. Contact your Pace PM for the current list of accredited analytes.

TNI - The NELAC Institute.

LABORATORIES

PASI-K Pace Analytical Services - Kansas City

ANALYTE QUALIFIERS

B Analyte was detected in the associated method blank.

H6 Analysis initiated outside of the 15 minute EPA required holding time.

REPORT OF LABORATORY ANALYSIS

This report shall not be reproduced, except in full,
without the written consent of Pace Analytical Services, LLC.

QUALITY CONTROL DATA CROSS REFERENCE TABLE

Project: Sutherland Gen Sta/25218062.00

Pace Project No.: 60266915

Lab ID	Sample ID	QC Batch Method	QC Batch	Analytical Method	Analytical Batch
60266915001	MW-301		520939		
60266915002	MW-302		520939		
60266915003	MW-303		520939		
60266915004	MW-304		520939		
60266915005	MW-305		520939		
60266915006	MW-306		520939		
60266915001	MW-301	EPA 3010	519933	EPA 6010	519955
60266915002	MW-302	EPA 3010	519933	EPA 6010	519955
60266915003	MW-303	EPA 3010	519933	EPA 6010	519955
60266915004	MW-304	EPA 3010	519933	EPA 6010	519955
60266915005	MW-305	EPA 3010	519933	EPA 6010	519955
60266915006	MW-306	EPA 3010	519933	EPA 6010	519955
60266915007	FIELD BLANK	EPA 3010	519933	EPA 6010	519955
60266915001	MW-301	EPA 3010	519940	EPA 6020	519954
60266915002	MW-302	EPA 3010	519940	EPA 6020	519954
60266915003	MW-303	EPA 3010	519940	EPA 6020	519954
60266915004	MW-304	EPA 3010	519940	EPA 6020	519954
60266915005	MW-305	EPA 3010	519940	EPA 6020	519954
60266915006	MW-306	EPA 3010	519940	EPA 6020	519954
60266915007	FIELD BLANK	EPA 3010	519940	EPA 6020	519954
60266915001	MW-301	EPA 7470	520241	EPA 7470	520262
60266915002	MW-302	EPA 7470	520241	EPA 7470	520262
60266915003	MW-303	EPA 7470	520241	EPA 7470	520262
60266915004	MW-304	EPA 7470	520241	EPA 7470	520262
60266915005	MW-305	EPA 7470	520241	EPA 7470	520262
60266915006	MW-306	EPA 7470	520241	EPA 7470	520262
60266915007	FIELD BLANK	EPA 7470	520241	EPA 7470	520262
60266915001	MW-301	SM 2540C	519979		
60266915002	MW-302	SM 2540C	519979		
60266915003	MW-303	SM 2540C	519979		
60266915004	MW-304	SM 2540C	519979		
60266915005	MW-305	SM 2540C	519979		
60266915006	MW-306	SM 2540C	519979		
60266915007	FIELD BLANK	SM 2540C	519979		
60266915001	MW-301	EPA 9040	520007		
60266915002	MW-302	EPA 9040	520007		
60266915003	MW-303	EPA 9040	520007		
60266915004	MW-304	EPA 9040	520007		
60266915005	MW-305	EPA 9040	520007		
60266915006	MW-306	EPA 9040	520007		
60266915007	FIELD BLANK	EPA 9040	520007		
60266915001	MW-301	EPA 9056	520452		
60266915002	MW-302	EPA 9056	520452		
60266915003	MW-303	EPA 9056	520452		
60266915004	MW-304	EPA 9056	520452		
60266915005	MW-305	EPA 9056	520452		

REPORT OF LABORATORY ANALYSIS

This report shall not be reproduced, except in full,
without the written consent of Pace Analytical Services, LLC.

QUALITY CONTROL DATA CROSS REFERENCE TABLE

Project: Sutherland Gen Sta/25218062.00

Pace Project No.: 60266915

Lab ID	Sample ID	QC Batch Method	QC Batch	Analytical Method	Analytical Batch
60266915006	MW-306	EPA 9056	520452		
60266915007	FIELD BLANK	EPA 9056	520452		

REPORT OF LABORATORY ANALYSIS

This report shall not be reproduced, except in full,
without the written consent of Pace Analytical Services, LLC.



Sample Condition Upon Receipt

WO#: 60266915
Barcode
60266915

Client Name: SCS

Courier: FedEx [checked] UPS [] VIA [] Clay [] PEX [] ECI [] Pace [] Xroads [] Client [] Other []

Tracking #: 4122 4944 4181 Pace Shipping Label Used? Yes [] No [checked]

Custody Seal on Cooler/Box Present: Yes [checked] No [] Seals intact: Yes [checked] No []

Packing Material: Bubble Wrap [] Bubble Bags [] Foam [] None [checked] Other []

Thermometer Used: 266 Type of Ice: Wet [checked] Blue [] None []

Cooler Temperature (°C): As-read 3.6 Corr. Factor 10.2 Corrected 7.8

Date and initials of person examining contents: 3/28/13

Temperature should be above freezing to 6°C

Table with 2 columns: Question/Field and Answer/Status. Rows include Chain of Custody, Short Hold Time analyses (<72hr), Rush Turn Around Time, Sufficient volume, Correct containers used, Pace containers used, Containers intact, Unpreserved soils, Filtered volume, Sample labels match COC, Samples contain multiple phases, Containers requiring pH preservation, Cyanide water sample checks, Trip Blank present, Headspace in VOA vials, Samples from USDA Regulated Area, Additional labels attached.

Client Notification/ Resolution: Copy COC to Client? Y / (N) Field Data Required? Y / N

Person Contacted: Date/Time:

Comments/ Resolution:

Project Manager Review: HWK for (IDG) [checked]

Date: 3/28/2013

CHAIN-OF-CUSTODY / Analytical Request Document

The Chain-of-Custody is a LEGAL DOCUMENT. All relevant fields must be completed accurately.

Page: _____ of _____

Section A Required Client information: **Section B** Required Project information: **Section C** Invoice information:

Company: SCS Engineers Address: 2830 Dairy Drive Madison WI 53718 Email To: mbloggett@scsengineers.com Phone: 608-216-7362 Fax: Requested Due Date/TAT:		Report To: Meghan Blodgett Copy To: Tom Karwaski Purchase Order No.: Project Name: Sutherland Generating Station Project Number: 25218962.00*		Attention: Meghan Blodgett/Jess Valcheiff Company Name: SCS Engineers Address: Pace Quote Reference: Pace Project Manager: Trudy Gipson 913-563-1405 Pace Profile #: 6696 Line 2	
REGULATORY AGENCY <input type="checkbox"/> NPDES <input type="checkbox"/> GROUND WATER <input type="checkbox"/> DRINKING WATER <input type="checkbox"/> UST <input type="checkbox"/> RCRA <input type="checkbox"/> OTHER		Site Location IA STATE:			

ITEM #	Valid Matrix Codes MATRIX CODE DRINKING WATER DW WATER WT WASTE WATER WW PRODUCT P SOIL/SOLID S OIL CL WIPE WP AIR AR OTHER OT TISSUE TS	MATRIX CODE (see valid codes to left)	SAMPLE TYPE (G=GRAB C=COMP)	COLLECTED		# OF CONTAINERS	Preservatives		Requested Analysis Filtered (Y/N)	Pace Project No. / Lab I.D.
				DATE	TIME		H ₂ SO ₄	HNO ₃		
				DATE	TIME		Unpreserved	NaOH		
1	MW-301	WT	G	3-27-18	1550 7:1	3	1	2		601
2	MW-302	WT	G	3-27-18	1745 7:4	3	1	2		602
3	MW-303	WT	G	3-27-18	1415 7:2	3	1	2		603
4	MW-304	WT	G	3-27-18	1530 8:5	3	1	2		604
5	MW-305	WT	G	3-27-18	1640 9:7	3	1	2		605
6	MW-306	WT	G	3-27-18	1500 10:7	3	1	2		606
7	FIELD BLANK	WT	G	3-27-18	1515	3	1	2		607
8										
9										
10										
11										
12										

ADDITIONAL COMMENTS Ship To: 9608 Loiret Boulevard, Lenexa, KS 66219 *As-Ba-Se-Cr-Co-Pb-Mo-Sb-Se-Tl		RELIQUISHED BY / AFFILIATION [Signature]		DATE 3/27/18		TIME 1030		ACCEPTED BY / AFFILIATION [Signature]		DATE 3/28/18		TIME 0835		SAMPLE CONDITIONS Received on Ice (Y/N) Y Cooled Sealed (Y/N) Y Samples Intact (Y/N) Y	
--	--	--	--	------------------------	--	---------------------	--	---	--	------------------------	--	---------------------	--	--	--

SAMPLER NAME AND SIGNATURE
 PRINT NAME of SAMPLER: [Signature]
 SIGNATURE of SAMPLER: [Signature]

April 19, 2018

Meghan Blodgett
SCS Engineers
2830 Dairy Drive
Madison, WI 53718

RE: Project: Sutherland Gen Sta/25218062.00
Pace Project No.: 60266935

Dear Meghan Blodgett:

Enclosed are the analytical results for sample(s) received by the laboratory on March 28, 2018. The results relate only to the samples included in this report. Results reported herein conform to the most current, applicable TNI/NELAC standards and the laboratory's Quality Assurance Manual, where applicable, unless otherwise noted in the body of the report.

If you have any questions concerning this report, please feel free to contact me.

Sincerely,



Trudy Gipson
trudy.gipson@pacelabs.com
1(913)563-1405
Project Manager

Enclosures

cc: Tom Karwaski, SCS Engineers
Kyle Kramer, SCS Engineers
Jeff Maxted, Alliant Energy



REPORT OF LABORATORY ANALYSIS

This report shall not be reproduced, except in full,
without the written consent of Pace Analytical Services, LLC.

08/30/2019 - Classification: Internal - ECRM6700180

CERTIFICATIONS

Project: Sutherland Gen Sta/25218062.00

Pace Project No.: 60266935

Pennsylvania Certification IDs

1638 Roseytown Rd Suites 2,3&4, Greensburg, PA 15601

ANAB DOD-ELAP Rad Accreditation #: L2417

Alabama Certification #: 41590

Arizona Certification #: AZ0734

Arkansas Certification

California Certification #: 04222CA

Colorado Certification #: PA01547

Connecticut Certification #: PH-0694

Delaware Certification

EPA Region 4 DW Rad

Florida/TNI Certification #: E87683

Georgia Certification #: C040

Guam Certification

Hawaii Certification

Idaho Certification

Illinois Certification

Indiana Certification

Iowa Certification #: 391

Kansas/TNI Certification #: E-10358

Kentucky Certification #: KY90133

KY WW Permit #: KY0098221

KY WW Permit #: KY0000221

Louisiana DHH/TNI Certification #: LA180012

Louisiana DEQ/TNI Certification #: 4086

Maine Certification #: 2017020

Maryland Certification #: 308

Massachusetts Certification #: M-PA1457

Michigan/PADEP Certification #: 9991

Missouri Certification #: 235

Montana Certification #: Cert0082

Nebraska Certification #: NE-OS-29-14

Nevada Certification #: PA014572018-1

New Hampshire/TNI Certification #: 297617

New Jersey/TNI Certification #: PA051

New Mexico Certification #: PA01457

New York/TNI Certification #: 10888

North Carolina Certification #: 42706

North Dakota Certification #: R-190

Ohio EPA Rad Approval: #41249

Oregon/TNI Certification #: PA200002-010

Pennsylvania/TNI Certification #: 65-00282

Puerto Rico Certification #: PA01457

Rhode Island Certification #: 65-00282

South Dakota Certification

Tennessee Certification #: 02867

Texas/TNI Certification #: T104704188-17-3

Utah/TNI Certification #: PA014572017-9

USDA Soil Permit #: P330-17-00091

Vermont Dept. of Health: ID# VT-0282

Virgin Island/PADEP Certification

Virginia/VELAP Certification #: 9526

Washington Certification #: C868

West Virginia DEP Certification #: 143

West Virginia DHHR Certification #: 9964C

Wisconsin Approve List for Rad

Wyoming Certification #: 8TMS-L

REPORT OF LABORATORY ANALYSIS

This report shall not be reproduced, except in full,
without the written consent of Pace Analytical Services, LLC.

08/30/2019 - Classification: Internal - ECRM6700180

SAMPLE SUMMARY

Project: Sutherland Gen Sta/25218062.00

Pace Project No.: 60266935

Lab ID	Sample ID	Matrix	Date Collected	Date Received
60266935001	MW-301	Water	03/27/18 11:58	03/28/18 08:35
60266935002	MW-302	Water	03/27/18 12:45	03/28/18 08:35
60266935003	MW-303	Water	03/27/18 14:15	03/28/18 08:35
60266935004	MW-304	Water	03/26/18 15:30	03/28/18 08:35
60266935005	MW-305	Water	03/26/18 16:40	03/28/18 08:35
60266935006	MW-306	Water	03/27/18 15:00	03/28/18 08:35
60266935007	FIELD BLANK	Water	03/27/18 15:15	03/28/18 08:35

REPORT OF LABORATORY ANALYSIS

This report shall not be reproduced, except in full,
without the written consent of Pace Analytical Services, LLC.

SAMPLE ANALYTE COUNT

Project: Sutherland Gen Sta/25218062.00

Pace Project No.: 60266935

Lab ID	Sample ID	Method	Analysts	Analytes Reported	Laboratory
60266935001	MW-301	EPA 903.1	KAC	1	PASI-PA
		EPA 904.0	JLW	1	PASI-PA
		Total Radium Calculation	RMK	1	PASI-PA
60266935002	MW-302	EPA 903.1	KAC	1	PASI-PA
		EPA 904.0	JLW	1	PASI-PA
		Total Radium Calculation	RMK	1	PASI-PA
60266935003	MW-303	EPA 903.1	KAC	1	PASI-PA
		EPA 904.0	JLW	1	PASI-PA
		Total Radium Calculation	RMK	1	PASI-PA
60266935004	MW-304	EPA 903.1	KAC	1	PASI-PA
		EPA 904.0	JLW	1	PASI-PA
		Total Radium Calculation	RMK	1	PASI-PA
60266935005	MW-305	EPA 903.1	KAC	1	PASI-PA
		EPA 904.0	JLW	1	PASI-PA
		Total Radium Calculation	RMK	1	PASI-PA
60266935006	MW-306	EPA 903.1	KAC	1	PASI-PA
		EPA 904.0	JLW	1	PASI-PA
		Total Radium Calculation	RMK	1	PASI-PA
60266935007	FIELD BLANK	EPA 903.1	KAC	1	PASI-PA
		EPA 904.0	JLW	1	PASI-PA
		Total Radium Calculation	RMK	1	PASI-PA

REPORT OF LABORATORY ANALYSIS

This report shall not be reproduced, except in full,
without the written consent of Pace Analytical Services, LLC.

ANALYTICAL RESULTS - RADIOCHEMISTRY

Project: Sutherland Gen Sta/25218062.00

Pace Project No.: 60266935

Sample: MW-301 **Lab ID: 60266935001** Collected: 03/27/18 11:58 Received: 03/28/18 08:35 Matrix: Water
PWS: Site ID: Sample Type:

Parameters	Method	Act ± Unc (MDC) Carr Trac	Units	Analyzed	CAS No.	Qual
Radium-226	EPA 903.1	-0.171 ± 0.530 (1.21) C:NA T:86%	pCi/L	04/13/18 18:50	13982-63-3	
Radium-228	EPA 904.0	0.180 ± 0.378 (0.835) C:69% T:82%	pCi/L	04/12/18 15:30	15262-20-1	
Total Radium	Total Radium Calculation	0.180 ± 0.908 (2.05)	pCi/L	04/19/18 11:02	7440-14-4	

REPORT OF LABORATORY ANALYSIS

This report shall not be reproduced, except in full,
without the written consent of Pace Analytical Services, LLC.

ANALYTICAL RESULTS - RADIOCHEMISTRY

Project: Sutherland Gen Sta/25218062.00

Pace Project No.: 60266935

Sample: MW-302 **Lab ID: 60266935002** Collected: 03/27/18 12:45 Received: 03/28/18 08:35 Matrix: Water
PWS: Site ID: Sample Type:

Parameters	Method	Act ± Unc (MDC) Carr Trac	Units	Analyzed	CAS No.	Qual
Radium-226	EPA 903.1	0.000 ± 0.438 (0.950) C:NA T:90%	pCi/L	04/13/18 18:39	13982-63-3	
Radium-228	EPA 904.0	0.304 ± 0.321 (0.663) C:71% T:88%	pCi/L	04/12/18 15:30	15262-20-1	
Total Radium	Total Radium Calculation	0.304 ± 0.759 (1.61)	pCi/L	04/19/18 11:02	7440-14-4	

REPORT OF LABORATORY ANALYSIS

This report shall not be reproduced, except in full,
without the written consent of Pace Analytical Services, LLC.

ANALYTICAL RESULTS - RADIOCHEMISTRY

Project: Sutherland Gen Sta/25218062.00

Pace Project No.: 60266935

Sample: MW-303 **Lab ID: 60266935003** Collected: 03/27/18 14:15 Received: 03/28/18 08:35 Matrix: Water
PWS: Site ID: Sample Type:

Parameters	Method	Act ± Unc (MDC) Carr Trac	Units	Analyzed	CAS No.	Qual
Radium-226	EPA 903.1	0.0803 ± 0.472 (0.964) C:NA T:93%	pCi/L	04/13/18 18:53	13982-63-3	
Radium-228	EPA 904.0	0.538 ± 0.340 (0.622) C:69% T:89%	pCi/L	04/12/18 15:31	15262-20-1	
Total Radium	Total Radium Calculation	0.618 ± 0.812 (1.59)	pCi/L	04/19/18 11:02	7440-14-4	

REPORT OF LABORATORY ANALYSIS

This report shall not be reproduced, except in full,
without the written consent of Pace Analytical Services, LLC.

ANALYTICAL RESULTS - RADIOCHEMISTRY

Project: Sutherland Gen Sta/25218062.00

Pace Project No.: 60266935

Sample: MW-304 **Lab ID: 60266935004** Collected: 03/26/18 15:30 Received: 03/28/18 08:35 Matrix: Water
PWS: Site ID: Sample Type:

Parameters	Method	Act ± Unc (MDC) Carr Trac	Units	Analyzed	CAS No.	Qual
Radium-226	EPA 903.1	0.000 ± 0.516 (1.12) C:NA T:77%	pCi/L	04/13/18 18:53	13982-63-3	
Radium-228	EPA 904.0	0.480 ± 0.409 (0.820) C:69% T:80%	pCi/L	04/12/18 15:31	15262-20-1	
Total Radium	Total Radium Calculation	0.480 ± 0.925 (1.94)	pCi/L	04/19/18 11:02	7440-14-4	

REPORT OF LABORATORY ANALYSIS

This report shall not be reproduced, except in full,
without the written consent of Pace Analytical Services, LLC.

ANALYTICAL RESULTS - RADIOCHEMISTRY

Project: Sutherland Gen Sta/25218062.00

Pace Project No.: 60266935

Sample: MW-305 **Lab ID: 60266935005** Collected: 03/26/18 16:40 Received: 03/28/18 08:35 Matrix: Water
PWS: Site ID: Sample Type:

Parameters	Method	Act ± Unc (MDC) Carr Trac	Units	Analyzed	CAS No.	Qual
Radium-226	EPA 903.1	-0.344 ± 0.479 (1.21) C:NA T:88%	pCi/L	04/13/18 18:53	13982-63-3	
Radium-228	EPA 904.0	0.00870 ± 0.344 (0.801) C:75% T:79%	pCi/L	04/12/18 15:31	15262-20-1	
Total Radium	Total Radium Calculation	0.00870 ± 0.823 (2.01)	pCi/L	04/19/18 11:02	7440-14-4	

REPORT OF LABORATORY ANALYSIS

This report shall not be reproduced, except in full,
without the written consent of Pace Analytical Services, LLC.

ANALYTICAL RESULTS - RADIOCHEMISTRY

Project: Sutherland Gen Sta/25218062.00

Pace Project No.: 60266935

Sample: MW-306 **Lab ID: 60266935006** Collected: 03/27/18 15:00 Received: 03/28/18 08:35 Matrix: Water
PWS: Site ID: Sample Type:

Parameters	Method	Act ± Unc (MDC) Carr Trac	Units	Analyzed	CAS No.	Qual
Radium-226	EPA 903.1	-0.074 ± 0.434 (0.968) C:NA T:96%	pCi/L	04/13/18 18:53	13982-63-3	
Radium-228	EPA 904.0	0.996 ± 0.457 (0.741) C:67% T:84%	pCi/L	04/12/18 15:56	15262-20-1	
Total Radium	Total Radium Calculation	0.996 ± 0.891 (1.71)	pCi/L	04/19/18 11:02	7440-14-4	

REPORT OF LABORATORY ANALYSIS

This report shall not be reproduced, except in full,
without the written consent of Pace Analytical Services, LLC.

ANALYTICAL RESULTS - RADIOCHEMISTRY

Project: Sutherland Gen Sta/25218062.00

Pace Project No.: 60266935

Sample: FIELD BLANK **Lab ID: 60266935007** Collected: 03/27/18 15:15 Received: 03/28/18 08:35 Matrix: Water
PWS: Site ID: Sample Type:

Parameters	Method	Act ± Unc (MDC) Carr Trac	Units	Analyzed	CAS No.	Qual
Radium-226	EPA 903.1	0.0964 ± 0.567 (1.16) C:NA T:85%	pCi/L	04/13/18 18:53	13982-63-3	
Radium-228	EPA 904.0	0.186 ± 0.303 (0.659) C:71% T:84%	pCi/L	04/12/18 15:56	15262-20-1	
Total Radium	Total Radium Calculation	0.282 ± 0.870 (1.82)	pCi/L	04/19/18 11:02	7440-14-4	

REPORT OF LABORATORY ANALYSIS

This report shall not be reproduced, except in full,
without the written consent of Pace Analytical Services, LLC.

QUALITY CONTROL - RADIOCHEMISTRY

Project: Sutherland Gen Sta/25218062.00

Pace Project No.: 60266935

QC Batch:	293325	Analysis Method:	EPA 903.1
QC Batch Method:	EPA 903.1	Analysis Description:	903.1 Radium-226
Associated Lab Samples:	60266935001, 60266935002, 60266935003, 60266935004, 60266935005, 60266935006, 60266935007		

METHOD BLANK:	1435498	Matrix:	Water
Associated Lab Samples:	60266935001, 60266935002, 60266935003, 60266935004, 60266935005, 60266935006, 60266935007		

Parameter	Act ± Unc (MDC) Carr Trac	Units	Analyzed	Qualifiers
Radium-226	0.171 ± 0.390 (0.628) C:NA T:88%	pCi/L	04/13/18 18:39	

Results presented on this page are in the units indicated by the "Units" column except where an alternate unit is presented to the right of the result.

REPORT OF LABORATORY ANALYSIS

This report shall not be reproduced, except in full,
without the written consent of Pace Analytical Services, LLC.

QUALITY CONTROL - RADIOCHEMISTRY

Project: Sutherland Gen Sta/25218062.00

Pace Project No.: 60266935

QC Batch:	293328	Analysis Method:	EPA 904.0
QC Batch Method:	EPA 904.0	Analysis Description:	904.0 Radium 228
Associated Lab Samples:	60266935001, 60266935002, 60266935003, 60266935004, 60266935005, 60266935006, 60266935007		

METHOD BLANK:	1435513	Matrix:	Water
Associated Lab Samples:	60266935001, 60266935002, 60266935003, 60266935004, 60266935005, 60266935006, 60266935007		

Parameter	Act ± Unc (MDC) Carr Trac	Units	Analyzed	Qualifiers
Radium-228	0.487 ± 0.445 (0.874) C:79% T:82%	pCi/L	04/12/18 15:52	

Results presented on this page are in the units indicated by the "Units" column except where an alternate unit is presented to the right of the result.

REPORT OF LABORATORY ANALYSIS

This report shall not be reproduced, except in full,
without the written consent of Pace Analytical Services, LLC.

QUALIFIERS

Project: Sutherland Gen Sta/25218062.00

Pace Project No.: 60266935

DEFINITIONS

DF - Dilution Factor, if reported, represents the factor applied to the reported data due to dilution of the sample aliquot.

ND - Not Detected at or above adjusted reporting limit.

TNTC - Too Numerous To Count

J - Estimated concentration above the adjusted method detection limit and below the adjusted reporting limit.

MDL - Adjusted Method Detection Limit.

PQL - Practical Quantitation Limit.

RL - Reporting Limit.

S - Surrogate

1,2-Diphenylhydrazine decomposes to and cannot be separated from Azobenzene using Method 8270. The result for each analyte is a combined concentration.

Consistent with EPA guidelines, unrounded data are displayed and have been used to calculate % recovery and RPD values.

LCS(D) - Laboratory Control Sample (Duplicate)

MS(D) - Matrix Spike (Duplicate)

DUP - Sample Duplicate

RPD - Relative Percent Difference

NC - Not Calculable.

SG - Silica Gel - Clean-Up

U - Indicates the compound was analyzed for, but not detected.

N-Nitrosodiphenylamine decomposes and cannot be separated from Diphenylamine using Method 8270. The result reported for each analyte is a combined concentration.

Act - Activity

Unc - Uncertainty: SDWA = 1.96 sigma count uncertainty, all other matrices = Expanded Uncertainty (95% confidence interval).

Gamma Spec = Expanded Uncertainty (95.4% Confidence Interval)

(MDC) - Minimum Detectable Concentration

Trac - Tracer Recovery (%)

Carr - Carrier Recovery (%)

Pace Analytical is TNI accredited. Contact your Pace PM for the current list of accredited analytes.

TNI - The NELAC Institute.

LABORATORIES

PASI-PA Pace Analytical Services - Greensburg

REPORT OF LABORATORY ANALYSIS

This report shall not be reproduced, except in full,
without the written consent of Pace Analytical Services, LLC.

QUALITY CONTROL DATA CROSS REFERENCE TABLE

Project: Sutherland Gen Sta/25218062.00

Pace Project No.: 60266935

Lab ID	Sample ID	QC Batch Method	QC Batch	Analytical Method	Analytical Batch
60266935001	MW-301	EPA 903.1	293325		
60266935002	MW-302	EPA 903.1	293325		
60266935003	MW-303	EPA 903.1	293325		
60266935004	MW-304	EPA 903.1	293325		
60266935005	MW-305	EPA 903.1	293325		
60266935006	MW-306	EPA 903.1	293325		
60266935007	FIELD BLANK	EPA 903.1	293325		
60266935001	MW-301	EPA 904.0	293328		
60266935002	MW-302	EPA 904.0	293328		
60266935003	MW-303	EPA 904.0	293328		
60266935004	MW-304	EPA 904.0	293328		
60266935005	MW-305	EPA 904.0	293328		
60266935006	MW-306	EPA 904.0	293328		
60266935007	FIELD BLANK	EPA 904.0	293328		
60266935001	MW-301	Total Radium Calculation	295020		
60266935002	MW-302	Total Radium Calculation	295020		
60266935003	MW-303	Total Radium Calculation	295020		
60266935004	MW-304	Total Radium Calculation	295020		
60266935005	MW-305	Total Radium Calculation	295020		
60266935006	MW-306	Total Radium Calculation	295020		
60266935007	FIELD BLANK	Total Radium Calculation	295020		

REPORT OF LABORATORY ANALYSIS

This report shall not be reproduced, except in full,
without the written consent of Pace Analytical Services, LLC.



Sample Condition Upon Receipt

WO#: 60266935



Client Name: SLS

Courier: FedEx UPS VIA Clay PEX ECI Pace Xroads Client Other

Tracking #: 4122 4444 4230 Pace Shipping Label Used? Yes No

Custody Seal on Cooler/Box Present: Yes No Seals intact: Yes No

Packing Material: Bubble Wrap Bubble Bags Foam None Other

Thermometer Used: 266 Type of Ice: Wet Blue None

Cooler Temperature (°C): As-read 4.8 Corr. Factor 1.2 Corrected 6.0

Date and initials of person examining contents: 6/3 3/28

Temperature should be above freezing to 6°C

Chain of Custody present:	<input checked="" type="checkbox"/> Yes <input type="checkbox"/> No <input type="checkbox"/> N/A	
Chain of Custody relinquished:	<input checked="" type="checkbox"/> Yes <input type="checkbox"/> No <input type="checkbox"/> N/A	
Samples arrived within holding time:	<input checked="" type="checkbox"/> Yes <input type="checkbox"/> No <input type="checkbox"/> N/A	
Short Hold Time analyses (<72hr):	<input type="checkbox"/> Yes <input checked="" type="checkbox"/> No <input type="checkbox"/> N/A	
Rush Turn Around Time requested:	<input type="checkbox"/> Yes <input checked="" type="checkbox"/> No <input type="checkbox"/> N/A	
Sufficient volume:	<input checked="" type="checkbox"/> Yes <input type="checkbox"/> No <input type="checkbox"/> N/A	
Correct containers used:	<input checked="" type="checkbox"/> Yes <input type="checkbox"/> No <input type="checkbox"/> N/A	
Pace containers used:	<input checked="" type="checkbox"/> Yes <input type="checkbox"/> No <input type="checkbox"/> N/A	
Containers intact:	<input checked="" type="checkbox"/> Yes <input type="checkbox"/> No <input type="checkbox"/> N/A	
Unpreserved 5035A / TX1005/1006 soils frozen in 48hrs?	<input type="checkbox"/> Yes <input type="checkbox"/> No <input checked="" type="checkbox"/> N/A	
Filtered volume received for dissolved tests?	<input type="checkbox"/> Yes <input type="checkbox"/> No <input checked="" type="checkbox"/> N/A	
Sample labels match COC: Date / time / ID / analyses	<input checked="" type="checkbox"/> Yes <input type="checkbox"/> No <input type="checkbox"/> N/A	
Samples contain multiple phases? Matrix: <u>WT</u>	<input type="checkbox"/> Yes <input checked="" type="checkbox"/> No <input type="checkbox"/> N/A	
Containers requiring pH preservation in compliance? (HNO ₃ , H ₂ SO ₄ , HCl<2; NaOH>9 Sulfide, NaOH>10 Cyanide) (Exceptions: VOA, Micro, O&G, KS TPH, OK-DRO)	<input type="checkbox"/> Yes <input type="checkbox"/> No <input checked="" type="checkbox"/> N/A	List sample IDs, volumes, lot #'s of preservative and the date/time added.
Cyanide water sample checks:		
Lead acetate strip turns dark? (Record only)	<input type="checkbox"/> Yes <input type="checkbox"/> No	
Potassium iodide test strip turns blue/purple? (Preserve)	<input type="checkbox"/> Yes <input type="checkbox"/> No	
Trip Blank present:	<input type="checkbox"/> Yes <input type="checkbox"/> No <input checked="" type="checkbox"/> N/A	
Headspace in VOA vials (>6mm):	<input type="checkbox"/> Yes <input type="checkbox"/> No <input checked="" type="checkbox"/> N/A	
Samples from USDA Regulated Area: State:	<input type="checkbox"/> Yes <input type="checkbox"/> No <input checked="" type="checkbox"/> N/A	
Additional labels attached to 5035A / TX1005 vials in the field?	<input type="checkbox"/> Yes <input type="checkbox"/> No <input checked="" type="checkbox"/> N/A	

Client Notification/ Resolution: Copy COC to Client? Y / N Field Data Required? Y / N

Person Contacted: _____ Date/Time: _____

Comments/ Resolution: _____

Project Manager Review: HWK for TDG

Date: 3/29/2013

Chain of Custody

Samples were sent directly to the Subcontracting Laboratory.

State Of Origin: IA



Workorder: 60266935

Workorder Name: SUTHERLAND GENERATING STATION

Owner Received Date: 3/28/2018

Results Requested By: 4/19/2018

Report To: Subcontract To

Trudy Gipson
Pace Analytical Kansas
9608 Loiret Blvd.
Lenexa, KS 66219
Phone 1(913)563-1405

Pace Analytical Pittsburgh
1638 Roseytown Road
Suites 2,3, & 4
Greensburg, PA 15601
Phone (724)850-5600

WO#: 30247796

30247796

Item	Sample ID	Sample Type	Collect Date/Time	Lab ID	Matrix	Preserved Containers		LAB USE ONLY	
						HNO3			
1	MWV-301	PS	3/27/2018 11:58	60266935001	Water	2		X	001
2	MWV-302	PS	3/27/2018 12:45	60266935002	Water	2		X	002
3	MWV-303	PS	3/27/2018 14:15	60266935003	Water	2		X	003
4	MWV-304	PS	3/26/2018 15:30	60266935004	Water	2		X	004
5	MWV-305	PS	3/26/2018 16:40	60266935005	Water	2		X	005
6	MWV-306	PS	3/27/2018 15:00	60266935006	Water	2		X	006
7	FIELD BLANK	PS	3/27/2018 15:15	60266935007	Water	2		X	007

Transfers	Released By	Date/Time	Received By	Date/Time	J-Flag required, auto J-Flag on, evaluate down to the MDL	Comments
1	<i>[Signature]</i>	3/27/2018 17:00	<i>[Signature]</i>	3/28/2018	0950	
2						
3						

Cooler Temperature on Receipt NA °C Custody Seal Y or N Received on Ice Y or N Samples Intact Y or N

***In order to maintain client confidentiality, location/home of the sampling site, sampler's name and signature may not be provided on this COC document. This chain of custody is considered complete as is since this information is available in the owner laboratory.

Pittsburgh Lab Sample Condition Upon Receipt

Face Analytical

Client Name: Pace KS

Project # 30247794

Courier: Fed Ex UPS USPS Client Commercial Pace Other _____

Tracking #: 412249456038

Label	<u>ZH</u>
LIMS Login	<u>ZH</u>

Custody Seal on Cooler/Box Present: yes no Seals intact: yes no

Thermometer Used N/A Type of Ice: Wet Blue None

Cooler Temperature Observed Temp _____ °C Correction Factor: _____ °C Final Temp: _____ °C

Temp should be above freezing to 6°C

Comments:	pH paper Lot#			Date and Initials of person examining contents: <u>ZH 3/30/18</u>
	Yes	No	N/A	
Chain of Custody Present:	<input checked="" type="checkbox"/>	<input type="checkbox"/>	<input type="checkbox"/>	1.
Chain of Custody Filled Out:	<input checked="" type="checkbox"/>	<input type="checkbox"/>	<input type="checkbox"/>	2.
Chain of Custody Relinquished:	<input checked="" type="checkbox"/>	<input type="checkbox"/>	<input type="checkbox"/>	3.
Sampler Name & Signature on COC:	<input type="checkbox"/>	<input checked="" type="checkbox"/>	<input type="checkbox"/>	4.
Sample Labels match COC:	<input checked="" type="checkbox"/>	<input type="checkbox"/>	<input type="checkbox"/>	5.
-Includes date/time/ID Matrix: <u>WT</u>				
Samples Arrived within Hold Time:	<input checked="" type="checkbox"/>	<input type="checkbox"/>	<input type="checkbox"/>	6.
Short Hold Time Analysis (<72hr remaining):	<input type="checkbox"/>	<input checked="" type="checkbox"/>	<input type="checkbox"/>	7.
Rush Turn Around Time Requested:	<input type="checkbox"/>	<input checked="" type="checkbox"/>	<input type="checkbox"/>	8.
Sufficient Volume:	<input checked="" type="checkbox"/>	<input type="checkbox"/>	<input type="checkbox"/>	9.
Correct Containers Used:	<input checked="" type="checkbox"/>	<input type="checkbox"/>	<input type="checkbox"/>	10.
-Pace Containers Used:	<input checked="" type="checkbox"/>	<input type="checkbox"/>	<input type="checkbox"/>	
Containers Intact:	<input checked="" type="checkbox"/>	<input type="checkbox"/>	<input type="checkbox"/>	11.
Orthophosphate field filtered	<input type="checkbox"/>	<input type="checkbox"/>	<input checked="" type="checkbox"/>	12.
Hex Cr Aqueous Compliance/NPDES sample field filtered	<input type="checkbox"/>	<input type="checkbox"/>	<input checked="" type="checkbox"/>	13.
Organic Samples checked for dechlorination:	<input type="checkbox"/>	<input type="checkbox"/>	<input checked="" type="checkbox"/>	14.
Filtered volume received for Dissolved tests	<input type="checkbox"/>	<input type="checkbox"/>	<input checked="" type="checkbox"/>	15.
All containers have been checked for preservation.	<input checked="" type="checkbox"/>	<input type="checkbox"/>	<input type="checkbox"/>	16.
All containers needing preservation are found to be in compliance with EPA recommendation.	<input checked="" type="checkbox"/>	<input type="checkbox"/>	<input type="checkbox"/>	<u>OKZ</u>
exceptions: VOA, coliform, TOC, O&G, Phenolics	Initial when completed <u>ZH</u>			Date/time of preservation
	Lot # of added preservative			
Headspace in VOA Vials (>6mm):	<input type="checkbox"/>	<input type="checkbox"/>	<input checked="" type="checkbox"/>	17.
Trip Blank Present:	<input type="checkbox"/>	<input type="checkbox"/>	<input checked="" type="checkbox"/>	18.
Trip Blank Custody Seals Present	<input type="checkbox"/>	<input type="checkbox"/>	<input checked="" type="checkbox"/>	
Rad Aqueous Samples Screened > 0.5 mrem/hr	<input type="checkbox"/>	<input checked="" type="checkbox"/>	<input type="checkbox"/>	Initial when completed: <u>ZH</u> Date: <u>3/30/18</u>

Client Notification/ Resolution:

Person Contacted: _____ Date/Time: _____ Contacted By: _____

Comments/ Resolution: _____

A check in this box indicates that additional information has been stored in ereports.

Note: Whenever there is a discrepancy affecting North Carolina compliance samples, a copy of this form will be sent to the North Carolina DEHNR Certification Office (i.e. out of hold, incorrect preservative, out of temp, incorrect containers)

*PM review is documented electronically in LIMS. When the Project Manager closes the SRF Review schedule in LIMS. The review is in the Status section of the Workorder Edit Screen.

A2 Round 2 Background Sampling, Analytical Laboratory Report

June 18, 2018

Meghan Blodgett
SCS Engineers
2830 Dairy Drive
Madison, WI 53718

RE: Project: SUTHERLAND GENERATING STATION
Pace Project No.: 60271153

Dear Meghan Blodgett:

Enclosed are the analytical results for sample(s) received by the laboratory on May 24, 2018. The results relate only to the samples included in this report. Results reported herein conform to the most current, applicable TNI/NELAC standards and the laboratory's Quality Assurance Manual, where applicable, unless otherwise noted in the body of the report.

If you have any questions concerning this report, please feel free to contact me.

Sincerely,



Hank Kapka
hank.kapka@pacelabs.com
(913)599-5665
PM Lab Management

Enclosures

cc: Tom Karwaski, SCS Engineers
Nicole Kron, SCS Engineers
Jeff Maxted, Alliant Energy
Jess Valcheff, SCS Engineers



REPORT OF LABORATORY ANALYSIS

This report shall not be reproduced, except in full,
without the written consent of Pace Analytical Services, LLC.

08/30/2019 - Classification: Internal - ECRM6700180

CERTIFICATIONS

Project: SUTHERLAND GENERATING STATION

Pace Project No.: 60271153

Kansas Certification IDs

9608 Loiret Boulevard, Lenexa, KS 66219

Missouri Certification Number: 10090

WY STR Certification #: 2456.01

Arkansas Certification #: 17-016-0

Illinois Certification #: 200030

Iowa Certification #: 118

Kansas/NELAP Certification #: E-10116

Louisiana Certification #: 03055

Nevada Certification #: KS000212018-1

Oklahoma Certification #: 9205/9935

Texas Certification #: T104704407

Utah Certification #: KS00021

Kansas Field Laboratory Accreditation: # E-92587

Missouri Certification: 10070

Missouri Certification Number: 10090

REPORT OF LABORATORY ANALYSIS

This report shall not be reproduced, except in full,
without the written consent of Pace Analytical Services, LLC.

SAMPLE SUMMARY

Project: SUTHERLAND GENERATING STATION

Pace Project No.: 60271153

Lab ID	Sample ID	Matrix	Date Collected	Date Received
60271153001	MW-301	Water	05/23/18 15:42	05/24/18 08:50
60271153002	MW-302	Water	05/23/18 09:44	05/24/18 08:50
60271153003	MW-303	Water	05/23/18 14:39	05/24/18 08:50
60271153004	MW-304	Water	05/23/18 11:09	05/24/18 08:50
60271153005	MW-305	Water	05/23/18 12:19	05/24/18 08:50
60271153006	MW-306	Water	05/23/18 13:43	05/24/18 08:50
60271153007	FIELD BLANK	Water	05/23/18 15:15	05/24/18 08:50

REPORT OF LABORATORY ANALYSIS

This report shall not be reproduced, except in full,
without the written consent of Pace Analytical Services, LLC.

SAMPLE ANALYTE COUNT

Project: SUTHERLAND GENERATING STATION

Pace Project No.: 60271153

Lab ID	Sample ID	Method	Analysts	Analytes Reported	Laboratory
60271153001	MW-301	EPA 6010	AGO	3	PASI-K
		EPA 6020	JGP	11	PASI-K
		EPA 7470	TDS	1	PASI-K
		SM 2540C	JDA	1	PASI-K
		EPA 9040	ZMH	1	PASI-K
		EPA 9056	OL	3	PASI-K
60271153002	MW-302	EPA 6010	AGO	3	PASI-K
		EPA 6020	JGP	11	PASI-K
		EPA 7470	TDS	1	PASI-K
		SM 2540C	JDA	1	PASI-K
		EPA 9040	ZMH	1	PASI-K
		EPA 9056	OL	3	PASI-K
60271153003	MW-303	EPA 6010	AGO	3	PASI-K
		EPA 6020	JGP	11	PASI-K
		EPA 7470	TDS	1	PASI-K
		SM 2540C	JDA	1	PASI-K
		EPA 9040	ZMH	1	PASI-K
		EPA 9056	OL	3	PASI-K
60271153004	MW-304	EPA 6010	AGO	3	PASI-K
		EPA 6020	JGP	11	PASI-K
		EPA 7470	TDS	1	PASI-K
		SM 2540C	JDA	1	PASI-K
		EPA 9040	ZMH	1	PASI-K
		EPA 9056	OL	3	PASI-K
60271153005	MW-305	EPA 6010	AGO	3	PASI-K
		EPA 6020	JGP	11	PASI-K
		EPA 7470	TDS	1	PASI-K
		SM 2540C	JDA	1	PASI-K
		EPA 9040	ZMH	1	PASI-K
		EPA 9056	OL	3	PASI-K
60271153006	MW-306	EPA 6010	AGO	3	PASI-K
		EPA 6020	JGP	11	PASI-K
		EPA 7470	TDS	1	PASI-K
		SM 2540C	JDA	1	PASI-K
		EPA 9040	ZMH	1	PASI-K
		EPA 9056	OL	3	PASI-K
60271153007	FIELD BLANK	EPA 6010	AGO	3	PASI-K

REPORT OF LABORATORY ANALYSIS

This report shall not be reproduced, except in full,
without the written consent of Pace Analytical Services, LLC.

SAMPLE ANALYTE COUNT

Project: SUTHERLAND GENERATING STATION

Pace Project No.: 60271153

Lab ID	Sample ID	Method	Analysts	Analytes Reported	Laboratory
		EPA 6020	JGP	11	PASI-K
		EPA 7470	TDS	1	PASI-K
		SM 2540C	JDA	1	PASI-K
		EPA 9040	ZMH	1	PASI-K
		EPA 9056	OL	3	PASI-K

REPORT OF LABORATORY ANALYSIS

This report shall not be reproduced, except in full,
without the written consent of Pace Analytical Services, LLC.

ANALYTICAL RESULTS

Project: SUTHERLAND GENERATING STATION

Pace Project No.: 60271153

Sample: MW-301 **Lab ID: 60271153001** Collected: 05/23/18 15:42 Received: 05/24/18 08:50 Matrix: Water

Parameters	Results	Units	PQL	MDL	DF	Prepared	Analyzed	CAS No.	Qual
Field Data									
Analytical Method:									
Collected By	CLIENT				1		05/23/18 15:42		
Field pH	7.62	Std. Units	0.10	0.050	1		05/23/18 15:42		
Field Temperature	10.8	deg C	0.50	0.25	1		05/23/18 15:42		
Field Specific Conductance	738	umhos/cm	1.0	1.0	1		05/23/18 15:42		
Field Oxidation Potential	185	mV			1		05/23/18 15:42		
Oxygen, Dissolved	.57	mg/L			1		05/23/18 15:42	7782-44-7	
Turbidity	73.98	NTU	1.0	1.0	1		05/23/18 15:42		
Groundwater Elevation	855.45	feet			1		05/23/18 15:42		
6010 MET ICP									
Analytical Method: EPA 6010 Preparation Method: EPA 3010									
Boron	189	ug/L	100	12.5	1	05/30/18 11:20	05/30/18 19:12	7440-42-8	
Calcium	85.9	mg/L	0.20	0.054	1	05/30/18 11:20	05/30/18 19:12	7440-70-2	
Lithium	<4.6	ug/L	10.0	4.6	1	05/30/18 11:20	05/30/18 19:12	7439-93-2	
6020 MET ICPMS									
Analytical Method: EPA 6020 Preparation Method: EPA 3010									
Antimony	0.18J	ug/L	1.0	0.15	1	05/30/18 11:20	06/15/18 13:27	7440-36-0	
Arsenic	2.4	ug/L	1.0	0.15	1	05/30/18 11:20	06/15/18 13:27	7440-38-2	
Barium	254	ug/L	1.0	0.34	1	05/30/18 11:20	06/15/18 13:27	7440-39-3	
Beryllium	0.30J	ug/L	0.50	0.12	1	05/30/18 11:20	06/15/18 13:27	7440-41-7	
Cadmium	0.11J	ug/L	0.50	0.070	1	05/30/18 11:20	06/15/18 13:27	7440-43-9	
Chromium	3.5	ug/L	1.0	0.19	1	05/30/18 11:20	06/15/18 13:27	7440-47-3	
Cobalt	3.8	ug/L	1.0	0.15	1	05/30/18 11:20	06/15/18 13:27	7440-48-4	
Lead	2.5	ug/L	1.0	0.12	1	05/30/18 11:20	06/15/18 13:27	7439-92-1	
Molybdenum	1.4	ug/L	1.0	0.13	1	05/30/18 11:20	06/15/18 13:27	7439-98-7	
Selenium	3.3	ug/L	1.0	0.16	1	05/30/18 11:20	06/15/18 13:27	7782-49-2	
Thallium	<0.14	ug/L	1.0	0.14	1	05/30/18 11:20	06/15/18 13:27	7440-28-0	
7470 Mercury									
Analytical Method: EPA 7470 Preparation Method: EPA 7470									
Mercury	<0.090	ug/L	0.20	0.090	1	06/04/18 17:17	06/05/18 13:59	7439-97-6	
2540C Total Dissolved Solids									
Analytical Method: SM 2540C									
Total Dissolved Solids	489	mg/L	5.0	5.0	1		05/29/18 15:26		
9040 pH									
Analytical Method: EPA 9040									
pH	6.8	Std. Units	0.10	0.10	1		05/29/18 13:35		H6
9056 IC Anions									
Analytical Method: EPA 9056									
Chloride	46.2	mg/L	5.0	2.3	5		06/03/18 13:20	16887-00-6	
Fluoride	0.22	mg/L	0.20	0.063	1		06/03/18 02:34	16984-48-8	
Sulfate	78.1	mg/L	5.0	1.2	5		06/03/18 13:20	14808-79-8	

REPORT OF LABORATORY ANALYSIS

This report shall not be reproduced, except in full,
without the written consent of Pace Analytical Services, LLC.

ANALYTICAL RESULTS

Project: SUTHERLAND GENERATING STATION

Pace Project No.: 60271153

Sample: MW-302 **Lab ID: 60271153002** Collected: 05/23/18 09:44 Received: 05/24/18 08:50 Matrix: Water

Parameters	Results	Units	PQL	MDL	DF	Prepared	Analyzed	CAS No.	Qual
Field Data		Analytical Method:							
Collected By	CLIENT				1		05/23/18 15:42		
Field pH	7.31	Std. Units	0.10	0.050	1		05/23/18 15:42		
Field Temperature	9.9	deg C	0.50	0.25	1		05/23/18 15:42		
Field Specific Conductance	527	umhos/cm	1.0	1.0	1		05/23/18 15:42		
Field Oxidation Potential	-89	mV			1		05/23/18 15:42		
Oxygen, Dissolved	.10	mg/L			1		05/23/18 15:42	7782-44-7	
Turbidity	17.12	NTU	1.0	1.0	1		05/23/18 15:42		
Groundwater Elevation	855.32	feet			1		05/23/18 15:42		
6010 MET ICP		Analytical Method: EPA 6010 Preparation Method: EPA 3010							
Boron	53.7J	ug/L	100	12.5	1	05/30/18 11:20	05/30/18 19:15	7440-42-8	
Calcium	67.3	mg/L	0.20	0.054	1	05/30/18 11:20	05/30/18 19:15	7440-70-2	
Lithium	<4.6	ug/L	10.0	4.6	1	05/30/18 11:20	05/30/18 19:15	7439-93-2	
6020 MET ICPMS		Analytical Method: EPA 6020 Preparation Method: EPA 3010							
Antimony	2.8	ug/L	1.0	0.15	1	05/30/18 11:20	06/15/18 13:29	7440-36-0	
Arsenic	5.8	ug/L	1.0	0.15	1	05/30/18 11:20	06/15/18 13:29	7440-38-2	
Barium	105	ug/L	1.0	0.34	1	05/30/18 11:20	06/15/18 13:29	7440-39-3	
Beryllium	<0.12	ug/L	0.50	0.12	1	05/30/18 11:20	06/15/18 13:29	7440-41-7	
Cadmium	<0.070	ug/L	0.50	0.070	1	05/30/18 11:20	06/15/18 13:29	7440-43-9	
Chromium	<0.19	ug/L	1.0	0.19	1	05/30/18 11:20	06/15/18 13:29	7440-47-3	
Cobalt	3.5	ug/L	1.0	0.15	1	05/30/18 11:20	06/15/18 13:29	7440-48-4	
Lead	<0.12	ug/L	1.0	0.12	1	05/30/18 11:20	06/15/18 13:29	7439-92-1	
Molybdenum	1.2	ug/L	1.0	0.13	1	05/30/18 11:20	06/15/18 13:29	7439-98-7	
Selenium	1.0	ug/L	1.0	0.16	1	05/30/18 11:20	06/15/18 13:29	7782-49-2	
Thallium	<0.14	ug/L	1.0	0.14	1	05/30/18 11:20	06/15/18 13:29	7440-28-0	
7470 Mercury		Analytical Method: EPA 7470 Preparation Method: EPA 7470							
Mercury	<0.090	ug/L	0.20	0.090	1	06/04/18 17:17	06/05/18 14:10	7439-97-6	
2540C Total Dissolved Solids		Analytical Method: SM 2540C							
Total Dissolved Solids	322	mg/L	5.0	5.0	1		05/29/18 15:26		
9040 pH		Analytical Method: EPA 9040							
pH	7.5	Std. Units	0.10	0.10	1		05/29/18 13:35		H6
9056 IC Anions		Analytical Method: EPA 9056							
Chloride	9.4	mg/L	1.0	0.46	1		06/03/18 02:49	16887-00-6	
Fluoride	0.24	mg/L	0.20	0.063	1		06/03/18 02:49	16984-48-8	
Sulfate	41.3	mg/L	5.0	1.2	5		06/03/18 14:01	14808-79-8	

REPORT OF LABORATORY ANALYSIS

This report shall not be reproduced, except in full,
without the written consent of Pace Analytical Services, LLC.

ANALYTICAL RESULTS

Project: SUTHERLAND GENERATING STATION

Pace Project No.: 60271153

Sample: MW-303 **Lab ID: 60271153003** Collected: 05/23/18 14:39 Received: 05/24/18 08:50 Matrix: Water

Parameters	Results	Units	PQL	MDL	DF	Prepared	Analyzed	CAS No.	Qual
Field Data		Analytical Method:							
Collected By	CLIENT				1		05/23/18 14:39		
Field pH	8.92	Std. Units	0.10	0.050	1		05/23/18 14:39		
Field Temperature	11.9	deg C	0.50	0.25	1		05/23/18 14:39		
Field Specific Conductance	923	umhos/cm	1.0	1.0	1		05/23/18 14:39		
Field Oxidation Potential	24	mV			1		05/23/18 14:39		
Oxygen, Dissolved	.05	mg/L			1		05/23/18 14:39	7782-44-7	
Turbidity	3.19	NTU	1.0	1.0	1		05/23/18 14:39		
Groundwater Elevation	854.07	feet			1		05/23/18 14:39		
6010 MET ICP		Analytical Method: EPA 6010 Preparation Method: EPA 3010							
Boron	799	ug/L	100	12.5	1	05/30/18 11:20	05/30/18 19:17	7440-42-8	
Calcium	116	mg/L	0.20	0.054	1	05/30/18 11:20	05/30/18 19:17	7440-70-2	
Lithium	35.9	ug/L	10.0	4.6	1	05/30/18 11:20	05/30/18 19:17	7439-93-2	
6020 MET ICPMS		Analytical Method: EPA 6020 Preparation Method: EPA 3010							
Antimony	<0.15	ug/L	1.0	0.15	1	05/30/18 11:20	06/15/18 13:31	7440-36-0	
Arsenic	1.3	ug/L	1.0	0.15	1	05/30/18 11:20	06/15/18 13:31	7440-38-2	
Barium	31.7	ug/L	1.0	0.34	1	05/30/18 11:20	06/15/18 13:31	7440-39-3	
Beryllium	<0.12	ug/L	0.50	0.12	1	05/30/18 11:20	06/15/18 13:31	7440-41-7	
Cadmium	<0.070	ug/L	0.50	0.070	1	05/30/18 11:20	06/15/18 13:31	7440-43-9	
Chromium	<0.19	ug/L	1.0	0.19	1	05/30/18 11:20	06/15/18 13:31	7440-47-3	
Cobalt	0.42J	ug/L	1.0	0.15	1	05/30/18 11:20	06/15/18 13:31	7440-48-4	
Lead	<0.12	ug/L	1.0	0.12	1	05/30/18 11:20	06/15/18 13:31	7439-92-1	
Molybdenum	32.7	ug/L	1.0	0.13	1	05/30/18 11:20	06/15/18 13:31	7439-98-7	
Selenium	<0.16	ug/L	1.0	0.16	1	05/30/18 11:20	06/15/18 13:31	7782-49-2	
Thallium	<0.14	ug/L	1.0	0.14	1	05/30/18 11:20	06/15/18 13:31	7440-28-0	
7470 Mercury		Analytical Method: EPA 7470 Preparation Method: EPA 7470							
Mercury	<0.090	ug/L	0.20	0.090	1	06/04/18 17:17	06/05/18 14:12	7439-97-6	
2540C Total Dissolved Solids		Analytical Method: SM 2540C							
Total Dissolved Solids	658	mg/L	5.0	5.0	1		05/29/18 15:26		
9040 pH		Analytical Method: EPA 9040							
pH	7.7	Std. Units	0.10	0.10	1		05/29/18 13:35		H6
9056 IC Anions		Analytical Method: EPA 9056							
Chloride	25.5	mg/L	2.0	0.92	2		06/03/18 14:28	16887-00-6	
Fluoride	0.54	mg/L	0.20	0.063	1		06/03/18 03:04	16984-48-8	
Sulfate	208	mg/L	20.0	4.7	20		06/03/18 14:41	14808-79-8	

REPORT OF LABORATORY ANALYSIS

This report shall not be reproduced, except in full,
without the written consent of Pace Analytical Services, LLC.

ANALYTICAL RESULTS

Project: SUTHERLAND GENERATING STATION

Pace Project No.: 60271153

Sample: MW-304 **Lab ID: 60271153004** Collected: 05/23/18 11:09 Received: 05/24/18 08:50 Matrix: Water

Parameters	Results	Units	PQL	MDL	DF	Prepared	Analyzed	CAS No.	Qual
Field Data		Analytical Method:							
Collected By	CLIENT				1		05/23/18 11:09		
Field pH	7.64	Std. Units	0.10	0.050	1		05/23/18 11:09		
Field Temperature	10.5	deg C	0.50	0.25	1		05/23/18 11:09		
Field Specific Conductance	1084	umhos/cm	1.0	1.0	1		05/23/18 11:09		
Field Oxidation Potential	107	mV			1		05/23/18 11:09		
Oxygen, Dissolved	.10	mg/L			1		05/23/18 11:09	7782-44-7	
Turbidity	.60	NTU	1.0	1.0	1		05/23/18 11:09		
Groundwater Elevation	853.92	feet			1		05/23/18 11:09		
6010 MET ICP		Analytical Method: EPA 6010 Preparation Method: EPA 3010							
Boron	604	ug/L	100	12.5	1	05/30/18 11:20	05/30/18 19:19	7440-42-8	
Calcium	145	mg/L	0.20	0.054	1	05/30/18 11:20	05/30/18 19:19	7440-70-2	
Lithium	6.9J	ug/L	10.0	4.6	1	05/30/18 11:20	05/30/18 19:19	7439-93-2	
6020 MET ICPMS		Analytical Method: EPA 6020 Preparation Method: EPA 3010							
Antimony	<0.15	ug/L	1.0	0.15	1	05/30/18 11:20	06/15/18 13:34	7440-36-0	
Arsenic	0.23J	ug/L	1.0	0.15	1	05/30/18 11:20	06/15/18 13:34	7440-38-2	
Barium	18.7	ug/L	1.0	0.34	1	05/30/18 11:20	06/15/18 13:34	7440-39-3	
Beryllium	<0.12	ug/L	0.50	0.12	1	05/30/18 11:20	06/15/18 13:34	7440-41-7	
Cadmium	0.14J	ug/L	0.50	0.070	1	05/30/18 11:20	06/15/18 13:34	7440-43-9	
Chromium	<0.19	ug/L	1.0	0.19	1	05/30/18 11:20	06/15/18 13:34	7440-47-3	
Cobalt	<0.15	ug/L	1.0	0.15	1	05/30/18 11:20	06/15/18 13:34	7440-48-4	
Lead	<0.12	ug/L	1.0	0.12	1	05/30/18 11:20	06/15/18 13:34	7439-92-1	
Molybdenum	2.0	ug/L	1.0	0.13	1	05/30/18 11:20	06/15/18 13:34	7439-98-7	
Selenium	<0.16	ug/L	1.0	0.16	1	05/30/18 11:20	06/15/18 13:34	7782-49-2	
Thallium	<0.14	ug/L	1.0	0.14	1	05/30/18 11:20	06/15/18 13:34	7440-28-0	
7470 Mercury		Analytical Method: EPA 7470 Preparation Method: EPA 7470							
Mercury	<0.090	ug/L	0.20	0.090	1	06/04/18 17:17	06/05/18 14:14	7439-97-6	
2540C Total Dissolved Solids		Analytical Method: SM 2540C							
Total Dissolved Solids	785	mg/L	5.0	5.0	1		05/29/18 15:26		
9040 pH		Analytical Method: EPA 9040							
pH	7.2	Std. Units	0.10	0.10	1		05/29/18 13:35		H6
9056 IC Anions		Analytical Method: EPA 9056							
Chloride	35.1	mg/L	2.0	0.92	2		06/03/18 14:55	16887-00-6	
Fluoride	0.46	mg/L	0.20	0.063	1		06/03/18 03:19	16984-48-8	
Sulfate	366	mg/L	50.0	11.8	50		06/03/18 15:09	14808-79-8	

REPORT OF LABORATORY ANALYSIS

This report shall not be reproduced, except in full,
without the written consent of Pace Analytical Services, LLC.

ANALYTICAL RESULTS

Project: SUTHERLAND GENERATING STATION

Pace Project No.: 60271153

Sample: MW-305 Lab ID: 60271153005 Collected: 05/23/18 12:19 Received: 05/24/18 08:50 Matrix: Water

Parameters	Results	Units	PQL	MDL	DF	Prepared	Analyzed	CAS No.	Qual
Field Data									
Analytical Method:									
Collected By	CLIENT				1		05/23/18 12:19		
Field pH	7.93	Std. Units	0.10	0.050	1		05/23/18 12:19		
Field Temperature	11	deg C	0.50	0.25	1		05/23/18 12:19		
Field Specific Conductance	1012	umhos/cm	1.0	1.0	1		05/23/18 12:19		
Field Oxidation Potential	-134	mV			1		05/23/18 12:19		
Oxygen, Dissolved	.08	mg/L			1		05/23/18 12:19	7782-44-7	
Turbidity	14.96	NTU	1.0	1.0	1		05/23/18 12:19		
Groundwater Elevation	853.99	feet			1		05/23/18 12:19		
6010 MET ICP									
Analytical Method: EPA 6010 Preparation Method: EPA 3010									
Boron	741	ug/L	100	12.5	1	05/30/18 11:20	05/30/18 19:21	7440-42-8	
Calcium	124	mg/L	0.20	0.054	1	05/30/18 11:20	05/30/18 19:21	7440-70-2	
Lithium	14.2	ug/L	10.0	4.6	1	05/30/18 11:20	05/30/18 19:21	7439-93-2	
6020 MET ICPMS									
Analytical Method: EPA 6020 Preparation Method: EPA 3010									
Antimony	<0.15	ug/L	1.0	0.15	1	05/30/18 11:20	06/15/18 13:36	7440-36-0	
Arsenic	8.6	ug/L	1.0	0.15	1	05/30/18 11:20	06/15/18 13:36	7440-38-2	
Barium	32.2	ug/L	1.0	0.34	1	05/30/18 11:20	06/15/18 13:36	7440-39-3	
Beryllium	<0.12	ug/L	0.50	0.12	1	05/30/18 11:20	06/15/18 13:36	7440-41-7	
Cadmium	<0.070	ug/L	0.50	0.070	1	05/30/18 11:20	06/15/18 13:36	7440-43-9	
Chromium	0.62J	ug/L	1.0	0.19	1	05/30/18 11:20	06/15/18 13:36	7440-47-3	
Cobalt	1.4	ug/L	1.0	0.15	1	05/30/18 11:20	06/15/18 13:36	7440-48-4	
Lead	0.43J	ug/L	1.0	0.12	1	05/30/18 11:20	06/15/18 13:36	7439-92-1	
Molybdenum	32.5	ug/L	1.0	0.13	1	05/30/18 11:20	06/15/18 13:36	7439-98-7	
Selenium	0.30J	ug/L	1.0	0.16	1	05/30/18 11:20	06/15/18 13:36	7782-49-2	
Thallium	<0.14	ug/L	1.0	0.14	1	05/30/18 11:20	06/15/18 13:36	7440-28-0	
7470 Mercury									
Analytical Method: EPA 7470 Preparation Method: EPA 7470									
Mercury	<0.090	ug/L	0.20	0.090	1	06/04/18 17:17	06/05/18 14:17	7439-97-6	
2540C Total Dissolved Solids									
Analytical Method: SM 2540C									
Total Dissolved Solids	742	mg/L	5.0	5.0	1		05/29/18 15:26		
9040 pH									
Analytical Method: EPA 9040									
pH	7.4	Std. Units	0.10	0.10	1		05/29/18 13:35		H6
9056 IC Anions									
Analytical Method: EPA 9056									
Chloride	31.5	mg/L	2.0	0.92	2		06/03/18 15:22	16887-00-6	
Fluoride	0.63	mg/L	0.20	0.063	1		06/03/18 03:34	16984-48-8	
Sulfate	365	mg/L	50.0	11.8	50		06/03/18 15:36	14808-79-8	

REPORT OF LABORATORY ANALYSIS

This report shall not be reproduced, except in full,
without the written consent of Pace Analytical Services, LLC.

ANALYTICAL RESULTS

Project: SUTHERLAND GENERATING STATION

Pace Project No.: 60271153

Sample: MW-306 **Lab ID: 60271153006** Collected: 05/23/18 13:43 Received: 05/24/18 08:50 Matrix: Water

Parameters	Results	Units	PQL	MDL	DF	Prepared	Analyzed	CAS No.	Qual
Field Data		Analytical Method:							
Collected By	CLIENT				1		05/23/18 13:43		
Field pH	9.46	Std. Units	0.10	0.050	1		05/23/18 13:43		
Field Temperature	11.9	deg C	0.50	0.25	1		05/23/18 13:43		
Field Specific Conductance	1432	umhos/cm	1.0	1.0	1		05/23/18 13:43		
Field Oxidation Potential	-17	mV			1		05/23/18 13:43		
Oxygen, Dissolved	.06	mg/L			1		05/23/18 13:43	7782-44-7	
Turbidity	1.82	NTU	1.0	1.0	1		05/23/18 13:43		
Groundwater Elevation	854.11	feet			1		05/23/18 13:43		
6010 MET ICP		Analytical Method: EPA 6010 Preparation Method: EPA 3010							
Boron	1790	ug/L	100	12.5	1	05/30/18 11:20	05/30/18 19:24	7440-42-8	
Calcium	201	mg/L	0.20	0.054	1	05/30/18 11:20	05/30/18 19:24	7440-70-2	
Lithium	28.6	ug/L	10.0	4.6	1	05/30/18 11:20	05/30/18 19:24	7439-93-2	
6020 MET ICPMS		Analytical Method: EPA 6020 Preparation Method: EPA 3010							
Antimony	<0.15	ug/L	1.0	0.15	1	05/30/18 11:20	06/15/18 13:38	7440-36-0	
Arsenic	3.1	ug/L	1.0	0.15	1	05/30/18 11:20	06/15/18 13:38	7440-38-2	
Barium	93.4	ug/L	1.0	0.34	1	05/30/18 11:20	06/15/18 13:38	7440-39-3	
Beryllium	<0.12	ug/L	0.50	0.12	1	05/30/18 11:20	06/15/18 13:38	7440-41-7	
Cadmium	<0.070	ug/L	0.50	0.070	1	05/30/18 11:20	06/15/18 13:38	7440-43-9	
Chromium	<0.19	ug/L	1.0	0.19	1	05/30/18 11:20	06/15/18 13:38	7440-47-3	
Cobalt	0.81J	ug/L	1.0	0.15	1	05/30/18 11:20	06/15/18 13:38	7440-48-4	
Lead	<0.12	ug/L	1.0	0.12	1	05/30/18 11:20	06/15/18 13:38	7439-92-1	
Molybdenum	36.4	ug/L	1.0	0.13	1	05/30/18 11:20	06/15/18 13:38	7439-98-7	
Selenium	<0.16	ug/L	1.0	0.16	1	05/30/18 11:20	06/15/18 13:38	7782-49-2	
Thallium	<0.14	ug/L	1.0	0.14	1	05/30/18 11:20	06/15/18 13:38	7440-28-0	
7470 Mercury		Analytical Method: EPA 7470 Preparation Method: EPA 7470							
Mercury	<0.090	ug/L	0.20	0.090	1	06/04/18 17:17	06/05/18 14:19	7439-97-6	
2540C Total Dissolved Solids		Analytical Method: SM 2540C							
Total Dissolved Solids	1160	mg/L	5.0	5.0	1		05/29/18 15:26		
9040 pH		Analytical Method: EPA 9040							
pH	7.8	Std. Units	0.10	0.10	1		05/29/18 13:35		H6
9056 IC Anions		Analytical Method: EPA 9056							
Chloride	35.1	mg/L	2.0	0.92	2		06/03/18 15:50	16887-00-6	
Fluoride	0.50	mg/L	0.20	0.063	1		06/03/18 03:49	16984-48-8	
Sulfate	709	mg/L	50.0	11.8	50		06/03/18 16:03	14808-79-8	

REPORT OF LABORATORY ANALYSIS

This report shall not be reproduced, except in full,
without the written consent of Pace Analytical Services, LLC.

ANALYTICAL RESULTS

Project: SUTHERLAND GENERATING STATION

Pace Project No.: 60271153

Sample: FIELD BLANK **Lab ID: 60271153007** Collected: 05/23/18 15:15 Received: 05/24/18 08:50 Matrix: Water

Parameters	Results	Units	PQL	MDL	DF	Prepared	Analyzed	CAS No.	Qual
6010 MET ICP		Analytical Method: EPA 6010 Preparation Method: EPA 3010							
Boron	<12.5	ug/L	100	12.5	1	05/30/18 11:20	05/30/18 19:26	7440-42-8	
Calcium	<0.054	mg/L	0.20	0.054	1	05/30/18 11:20	05/30/18 19:26	7440-70-2	
Lithium	<4.6	ug/L	10.0	4.6	1	05/30/18 11:20	05/30/18 19:26	7439-93-2	
6020 MET ICPMS		Analytical Method: EPA 6020 Preparation Method: EPA 3010							
Antimony	<0.15	ug/L	1.0	0.15	1	05/30/18 11:20	06/15/18 13:25	7440-36-0	
Arsenic	<0.15	ug/L	1.0	0.15	1	05/30/18 11:20	06/15/18 13:25	7440-38-2	
Barium	<0.34	ug/L	1.0	0.34	1	05/30/18 11:20	06/15/18 13:25	7440-39-3	
Beryllium	<0.12	ug/L	0.50	0.12	1	05/30/18 11:20	06/15/18 13:25	7440-41-7	
Cadmium	<0.070	ug/L	0.50	0.070	1	05/30/18 11:20	06/15/18 13:25	7440-43-9	
Chromium	<0.19	ug/L	1.0	0.19	1	05/30/18 11:20	06/15/18 13:25	7440-47-3	
Cobalt	<0.15	ug/L	1.0	0.15	1	05/30/18 11:20	06/15/18 13:25	7440-48-4	
Lead	<0.12	ug/L	1.0	0.12	1	05/30/18 11:20	06/15/18 13:25	7439-92-1	
Molybdenum	<0.13	ug/L	1.0	0.13	1	05/30/18 11:20	06/15/18 13:25	7439-98-7	
Selenium	<0.16	ug/L	1.0	0.16	1	05/30/18 11:20	06/15/18 13:25	7782-49-2	
Thallium	<0.14	ug/L	1.0	0.14	1	05/30/18 11:20	06/15/18 13:25	7440-28-0	
7470 Mercury		Analytical Method: EPA 7470 Preparation Method: EPA 7470							
Mercury	<0.090	ug/L	0.20	0.090	1	06/04/18 17:17	06/05/18 14:21	7439-97-6	
2540C Total Dissolved Solids		Analytical Method: SM 2540C							
Total Dissolved Solids	<5.0	mg/L	5.0	5.0	1		05/29/18 15:26		
9040 pH		Analytical Method: EPA 9040							
pH	5.8	Std. Units	0.10	0.10	1		05/29/18 13:35		H6
9056 IC Anions		Analytical Method: EPA 9056							
Chloride	<0.46	mg/L	1.0	0.46	1		06/03/18 16:45	16887-00-6	
Fluoride	<0.063	mg/L	0.20	0.063	1		06/03/18 16:45	16984-48-8	
Sulfate	<0.24	mg/L	1.0	0.24	1		06/03/18 16:45	14808-79-8	

REPORT OF LABORATORY ANALYSIS

This report shall not be reproduced, except in full,
without the written consent of Pace Analytical Services, LLC.

QUALITY CONTROL DATA

Project: SUTHERLAND GENERATING STATION

Pace Project No.: 60271153

QC Batch: 528550 Analysis Method: EPA 7470
 QC Batch Method: EPA 7470 Analysis Description: 7470 Mercury
 Associated Lab Samples: 60271153001, 60271153002, 60271153003, 60271153004, 60271153005, 60271153006, 60271153007

METHOD BLANK: 2165189 Matrix: Water
 Associated Lab Samples: 60271153001, 60271153002, 60271153003, 60271153004, 60271153005, 60271153006, 60271153007

Parameter	Units	Blank Result	Reporting Limit	MDL	Analyzed	Qualifiers
Mercury	ug/L	<0.090	0.20	0.090	06/05/18 13:55	

LABORATORY CONTROL SAMPLE: 2165190

Parameter	Units	Spike Conc.	LCS Result	LCS % Rec	% Rec Limits	Qualifiers
Mercury	ug/L	5	4.8	96	80-120	

MATRIX SPIKE & MATRIX SPIKE DUPLICATE: 2165191 2165192

Parameter	Units	60271153001 Result	MS Spike Conc.	MSD Spike Conc.	MS Result	MSD Result	MS % Rec	MSD % Rec	% Rec Limits	RPD	Max RPD	Qual
Mercury	ug/L	<0.090	5	5	4.6	4.9	93	98	75-125	5	20	

Results presented on this page are in the units indicated by the "Units" column except where an alternate unit is presented to the right of the result.

REPORT OF LABORATORY ANALYSIS

This report shall not be reproduced, except in full,
 without the written consent of Pace Analytical Services, LLC.

QUALITY CONTROL DATA

Project: SUTHERLAND GENERATING STATION

Pace Project No.: 60271153

QC Batch: 527865 Analysis Method: EPA 6010
 QC Batch Method: EPA 3010 Analysis Description: 6010 MET
 Associated Lab Samples: 60271153001, 60271153002, 60271153003, 60271153004, 60271153005, 60271153006, 60271153007

METHOD BLANK: 2162509 Matrix: Water
 Associated Lab Samples: 60271153001, 60271153002, 60271153003, 60271153004, 60271153005, 60271153006, 60271153007

Parameter	Units	Blank Result	Reporting Limit	MDL	Analyzed	Qualifiers
Boron	ug/L	<12.5	100	12.5	05/30/18 18:46	
Calcium	mg/L	<0.054	0.20	0.054	05/30/18 18:46	
Lithium	ug/L	<4.6	10.0	4.6	05/30/18 18:46	

LABORATORY CONTROL SAMPLE: 2162510

Parameter	Units	Spike Conc.	LCS Result	LCS % Rec	% Rec Limits	Qualifiers
Boron	ug/L	1000	907	91	80-120	
Calcium	mg/L	10	9.9	99	80-120	
Lithium	ug/L	1000	996	100	80-120	

MATRIX SPIKE & MATRIX SPIKE DUPLICATE: 2162511 2162512

Parameter	Units	60271138001		MSD		MS		MSD		% Rec Limits	RPD	Max RPD	Qual
		Result	MS Spike Conc.	Spike Conc.	Result	MSD Result	% Rec	MSD % Rec					
Boron	ug/L	12500	1000	1000	13500	13600	93	108	75-125	1	20		
Calcium	mg/L	123	10	10	132	134	92	106	75-125	1	20		
Lithium	ug/L	<4.6	1000	1000	1020	1030	102	103	75-125	1	20		

Results presented on this page are in the units indicated by the "Units" column except where an alternate unit is presented to the right of the result.

REPORT OF LABORATORY ANALYSIS

This report shall not be reproduced, except in full,
 without the written consent of Pace Analytical Services, LLC.

QUALITY CONTROL DATA

Project: SUTHERLAND GENERATING STATION

Pace Project No.: 60271153

QC Batch: 527867 Analysis Method: EPA 6020
 QC Batch Method: EPA 3010 Analysis Description: 6020 MET
 Associated Lab Samples: 60271153001, 60271153002, 60271153003, 60271153004, 60271153005, 60271153006, 60271153007

METHOD BLANK: 2162518 Matrix: Water
 Associated Lab Samples: 60271153001, 60271153002, 60271153003, 60271153004, 60271153005, 60271153006, 60271153007

Parameter	Units	Blank Result	Reporting Limit	MDL	Analyzed	Qualifiers
Antimony	ug/L	<0.15	1.0	0.15	06/15/18 12:55	
Arsenic	ug/L	<0.15	1.0	0.15	06/15/18 12:55	
Barium	ug/L	<0.34	1.0	0.34	06/15/18 12:55	
Beryllium	ug/L	<0.12	0.50	0.12	06/15/18 12:55	
Cadmium	ug/L	<0.070	0.50	0.070	06/15/18 12:55	
Chromium	ug/L	<0.19	1.0	0.19	06/15/18 12:55	
Cobalt	ug/L	<0.15	1.0	0.15	06/15/18 12:55	
Lead	ug/L	<0.12	1.0	0.12	06/15/18 12:55	
Molybdenum	ug/L	<0.13	1.0	0.13	06/15/18 12:55	
Selenium	ug/L	<0.16	1.0	0.16	06/15/18 12:55	
Thallium	ug/L	<0.14	1.0	0.14	06/15/18 12:55	

LABORATORY CONTROL SAMPLE: 2162519

Parameter	Units	Spike Conc.	LCS Result	LCS % Rec	% Rec Limits	Qualifiers
Antimony	ug/L	40	42.0	105	80-120	
Arsenic	ug/L	40	41.0	103	80-120	
Barium	ug/L	40	40.7	102	80-120	
Beryllium	ug/L	40	41.2	103	80-120	
Cadmium	ug/L	40	41.4	104	80-120	
Chromium	ug/L	40	40.7	102	80-120	
Cobalt	ug/L	40	39.3	98	80-120	
Lead	ug/L	40	39.5	99	80-120	
Molybdenum	ug/L	40	40.9	102	80-120	
Selenium	ug/L	40	39.8	99	80-120	
Thallium	ug/L	40	37.5	94	80-120	

MATRIX SPIKE & MATRIX SPIKE DUPLICATE: 2162520 2162521

Parameter	Units	MS		MSD		MS % Rec	MSD % Rec	% Rec Limits	RPD	Max RPD	Qual	
		Spike Conc.	Result	Spike Conc.	Result							
Antimony	ug/L	0.33J	40	40	41.7	41.8	103	104	75-125	0	20	
Arsenic	ug/L	8.8	40	40	49.0	48.7	100	100	75-125	1	20	
Barium	ug/L	60.4	40	40	101	100	101	99	75-125	1	20	
Beryllium	ug/L	<0.12	40	40	40.6	40.3	101	101	75-125	1	20	
Cadmium	ug/L	0.12J	40	40	40.2	40.4	100	101	75-125	0	20	
Chromium	ug/L	1.4	40	40	40.9	40.8	99	98	75-125	0	20	
Cobalt	ug/L	0.46J	40	40	39.1	39.2	97	97	75-125	0	20	

Results presented on this page are in the units indicated by the "Units" column except where an alternate unit is presented to the right of the result.

REPORT OF LABORATORY ANALYSIS

This report shall not be reproduced, except in full,
 without the written consent of Pace Analytical Services, LLC.

QUALITY CONTROL DATA

Project: SUTHERLAND GENERATING STATION

Pace Project No.: 60271153

Parameter	Units	2162520		2162521		MS Result	MSD Result	MS % Rec	MSD % Rec	% Rec Limits	Max RPD	RPD	Qual
		MS Spike Conc.	MSD Spike Conc.	MS Result	MSD Result								
Lead	ug/L	0.60J	40	40	38.2	38.3	94	94	75-125	0	20		
Molybdenum	ug/L	235	40	40	278	274	108	99	75-125	1	20		
Selenium	ug/L	6.7	40	40	43.4	43.0	92	91	75-125	1	20		
Thallium	ug/L	<0.14	40	40	36.2	35.9	90	90	75-125	1	20		

Results presented on this page are in the units indicated by the "Units" column except where an alternate unit is presented to the right of the result.

REPORT OF LABORATORY ANALYSIS

This report shall not be reproduced, except in full,
without the written consent of Pace Analytical Services, LLC.

QUALITY CONTROL DATA

Project: SUTHERLAND GENERATING STATION

Pace Project No.: 60271153

QC Batch: 527618

Analysis Method: SM 2540C

QC Batch Method: SM 2540C

Analysis Description: 2540C Total Dissolved Solids

Associated Lab Samples: 60271153001, 60271153002, 60271153003, 60271153004, 60271153005, 60271153006, 60271153007

METHOD BLANK: 2161671

Matrix: Water

Associated Lab Samples: 60271153001, 60271153002, 60271153003, 60271153004, 60271153005, 60271153006, 60271153007

Parameter	Units	Blank Result	Reporting Limit	MDL	Analyzed	Qualifiers
Total Dissolved Solids	mg/L	<5.0	5.0	5.0	05/29/18 15:24	

LABORATORY CONTROL SAMPLE: 2161672

Parameter	Units	Spike Conc.	LCS Result	LCS % Rec	% Rec Limits	Qualifiers
Total Dissolved Solids	mg/L	1000	987	99	80-120	

SAMPLE DUPLICATE: 2161673

Parameter	Units	60271146005 Result	Dup Result	RPD	Max RPD	Qualifiers
Total Dissolved Solids	mg/L	1080	1080	1	10	

SAMPLE DUPLICATE: 2161674

Parameter	Units	60271152005 Result	Dup Result	RPD	Max RPD	Qualifiers
Total Dissolved Solids	mg/L	ND	<5.0		10	

Results presented on this page are in the units indicated by the "Units" column except where an alternate unit is presented to the right of the result.

REPORT OF LABORATORY ANALYSIS

This report shall not be reproduced, except in full,
without the written consent of Pace Analytical Services, LLC.

QUALITY CONTROL DATA

Project: SUTHERLAND GENERATING STATION

Pace Project No.: 60271153

QC Batch:	527614	Analysis Method:	EPA 9040
QC Batch Method:	EPA 9040	Analysis Description:	9040 pH

Associated Lab Samples: 60271153001, 60271153002, 60271153003, 60271153004, 60271153005, 60271153006, 60271153007

SAMPLE DUPLICATE: 2161666

Parameter	Units	60271238001 Result	Dup Result	RPD	Max RPD	Qualifiers
pH	Std. Units	7.7	7.8	1	10	H6

Results presented on this page are in the units indicated by the "Units" column except where an alternate unit is presented to the right of the result.

REPORT OF LABORATORY ANALYSIS

This report shall not be reproduced, except in full,
without the written consent of Pace Analytical Services, LLC.

QUALITY CONTROL DATA

Project: SUTHERLAND GENERATING STATION

Pace Project No.: 60271153

QC Batch: 528369 Analysis Method: EPA 9056
 QC Batch Method: EPA 9056 Analysis Description: 9056 IC Anions
 Associated Lab Samples: 60271153001, 60271153002, 60271153003, 60271153004, 60271153005, 60271153006

METHOD BLANK: 2164566 Matrix: Water
 Associated Lab Samples: 60271153001, 60271153002, 60271153003, 60271153004, 60271153005, 60271153006

Parameter	Units	Blank Result	Reporting Limit	MDL	Analyzed	Qualifiers
Chloride	mg/L	<0.46	1.0	0.46	06/02/18 22:21	
Fluoride	mg/L	<0.063	0.20	0.063	06/02/18 22:21	

LABORATORY CONTROL SAMPLE: 2164567

Parameter	Units	Spike Conc.	LCS Result	LCS % Rec	% Rec Limits	Qualifiers
Chloride	mg/L	5	4.7	93	80-120	
Fluoride	mg/L	2.5	2.4	97	80-120	

MATRIX SPIKE & MATRIX SPIKE DUPLICATE: 2164568 2164569

Parameter	Units	60271138001 Result	MS Spike Conc.	MSD Spike Conc.	MS Result	MSD Result	MS % Rec	MSD % Rec	% Rec Limits	RPD	Max RPD	Qual
Fluoride	mg/L	0.25	2.5	2.5	2.9	3.1	104	113	80-120	7	15	

SAMPLE DUPLICATE: 2164570

Parameter	Units	60271138002 Result	Dup Result	RPD	Max RPD	Qualifiers
Chloride	mg/L	17.6	17.7	1	15	
Fluoride	mg/L	0.39	0.39	0	15	

Results presented on this page are in the units indicated by the "Units" column except where an alternate unit is presented to the right of the result.

REPORT OF LABORATORY ANALYSIS

This report shall not be reproduced, except in full,
 without the written consent of Pace Analytical Services, LLC.

QUALITY CONTROL DATA

Project: SUTHERLAND GENERATING STATION

Pace Project No.: 60271153

QC Batch:	528383	Analysis Method:	EPA 9056
QC Batch Method:	EPA 9056	Analysis Description:	9056 IC Anions
Associated Lab Samples: 60271153001, 60271153002, 60271153003, 60271153004, 60271153005, 60271153006, 60271153007			

METHOD BLANK: 2164741 Matrix: Water
Associated Lab Samples: 60271153001, 60271153002, 60271153003, 60271153004, 60271153005, 60271153006, 60271153007

Parameter	Units	Blank Result	Reporting Limit	MDL	Analyzed	Qualifiers
Chloride	mg/L	<0.46	1.0	0.46	06/03/18 09:10	
Fluoride	mg/L	<0.063	0.20	0.063	06/03/18 09:10	
Sulfate	mg/L	<0.24	1.0	0.24	06/03/18 09:10	

LABORATORY CONTROL SAMPLE: 2164742

Parameter	Units	Spike Conc.	LCS Result	LCS % Rec	% Rec Limits	Qualifiers
Chloride	mg/L	5	5.0	99	80-120	
Fluoride	mg/L	2.5	2.5	101	80-120	
Sulfate	mg/L	5	5.1	101	80-120	

MATRIX SPIKE & MATRIX SPIKE DUPLICATE: 2164743 2164744

Parameter	Units	60271138002		MSD		MS		MSD		% Rec Limits	Max RPD	Qual
		Result	Spike Conc.	Spike Conc.	Result	Result	% Rec	% Rec				
Sulfate	mg/L	199	100	100	301	300	102	101	80-120	0	15	

Results presented on this page are in the units indicated by the "Units" column except where an alternate unit is presented to the right of the result.

REPORT OF LABORATORY ANALYSIS

This report shall not be reproduced, except in full,
without the written consent of Pace Analytical Services, LLC.

QUALIFIERS

Project: SUTHERLAND GENERATING STATION

Pace Project No.: 60271153

DEFINITIONS

DF - Dilution Factor, if reported, represents the factor applied to the reported data due to dilution of the sample aliquot.

ND - Not Detected at or above adjusted reporting limit.

TNTC - Too Numerous To Count

J - Estimated concentration above the adjusted method detection limit and below the adjusted reporting limit.

MDL - Adjusted Method Detection Limit.

PQL - Practical Quantitation Limit.

RL - Reporting Limit - The lowest concentration value that meets project requirements for quantitative data with known precision and bias for a specific analyte in a specific matrix.

S - Surrogate

1,2-Diphenylhydrazine decomposes to and cannot be separated from Azobenzene using Method 8270. The result for each analyte is a combined concentration.

Consistent with EPA guidelines, unrounded data are displayed and have been used to calculate % recovery and RPD values.

LCS(D) - Laboratory Control Sample (Duplicate)

MS(D) - Matrix Spike (Duplicate)

DUP - Sample Duplicate

RPD - Relative Percent Difference

NC - Not Calculable.

SG - Silica Gel - Clean-Up

U - Indicates the compound was analyzed for, but not detected.

N-Nitrosodiphenylamine decomposes and cannot be separated from Diphenylamine using Method 8270. The result reported for each analyte is a combined concentration.

Pace Analytical is TNI accredited. Contact your Pace PM for the current list of accredited analytes.

TNI - The NELAC Institute.

LABORATORIES

PASI-K Pace Analytical Services - Kansas City

ANALYTE QUALIFIERS

H6 Analysis initiated outside of the 15 minute EPA required holding time.

REPORT OF LABORATORY ANALYSIS

This report shall not be reproduced, except in full,
without the written consent of Pace Analytical Services, LLC.

QUALITY CONTROL DATA CROSS REFERENCE TABLE

Project: SUTHERLAND GENERATING STATION

Pace Project No.: 60271153

Lab ID	Sample ID	QC Batch Method	QC Batch	Analytical Method	Analytical Batch
60271153001	MW-301		528706		
60271153002	MW-302		528706		
60271153003	MW-303		528706		
60271153004	MW-304		528706		
60271153005	MW-305		528706		
60271153006	MW-306		528706		
60271153001	MW-301	EPA 3010	527865	EPA 6010	527895
60271153002	MW-302	EPA 3010	527865	EPA 6010	527895
60271153003	MW-303	EPA 3010	527865	EPA 6010	527895
60271153004	MW-304	EPA 3010	527865	EPA 6010	527895
60271153005	MW-305	EPA 3010	527865	EPA 6010	527895
60271153006	MW-306	EPA 3010	527865	EPA 6010	527895
60271153007	FIELD BLANK	EPA 3010	527865	EPA 6010	527895
60271153001	MW-301	EPA 3010	527867	EPA 6020	527896
60271153002	MW-302	EPA 3010	527867	EPA 6020	527896
60271153003	MW-303	EPA 3010	527867	EPA 6020	527896
60271153004	MW-304	EPA 3010	527867	EPA 6020	527896
60271153005	MW-305	EPA 3010	527867	EPA 6020	527896
60271153006	MW-306	EPA 3010	527867	EPA 6020	527896
60271153007	FIELD BLANK	EPA 3010	527867	EPA 6020	527896
60271153001	MW-301	EPA 7470	528550	EPA 7470	528638
60271153002	MW-302	EPA 7470	528550	EPA 7470	528638
60271153003	MW-303	EPA 7470	528550	EPA 7470	528638
60271153004	MW-304	EPA 7470	528550	EPA 7470	528638
60271153005	MW-305	EPA 7470	528550	EPA 7470	528638
60271153006	MW-306	EPA 7470	528550	EPA 7470	528638
60271153007	FIELD BLANK	EPA 7470	528550	EPA 7470	528638
60271153001	MW-301	SM 2540C	527618		
60271153002	MW-302	SM 2540C	527618		
60271153003	MW-303	SM 2540C	527618		
60271153004	MW-304	SM 2540C	527618		
60271153005	MW-305	SM 2540C	527618		
60271153006	MW-306	SM 2540C	527618		
60271153007	FIELD BLANK	SM 2540C	527618		
60271153001	MW-301	EPA 9040	527614		
60271153002	MW-302	EPA 9040	527614		
60271153003	MW-303	EPA 9040	527614		
60271153004	MW-304	EPA 9040	527614		
60271153005	MW-305	EPA 9040	527614		
60271153006	MW-306	EPA 9040	527614		
60271153007	FIELD BLANK	EPA 9040	527614		
60271153001	MW-301	EPA 9056	528369		
60271153001	MW-301	EPA 9056	528383		
60271153002	MW-302	EPA 9056	528369		

REPORT OF LABORATORY ANALYSIS

This report shall not be reproduced, except in full,
without the written consent of Pace Analytical Services, LLC.

QUALITY CONTROL DATA CROSS REFERENCE TABLE

Project: SUTHERLAND GENERATING STATION

Pace Project No.: 60271153

Lab ID	Sample ID	QC Batch Method	QC Batch	Analytical Method	Analytical Batch
60271153002	MW-302	EPA 9056	528383		
60271153003	MW-303	EPA 9056	528369		
60271153003	MW-303	EPA 9056	528383		
60271153004	MW-304	EPA 9056	528369		
60271153004	MW-304	EPA 9056	528383		
60271153005	MW-305	EPA 9056	528369		
60271153005	MW-305	EPA 9056	528383		
60271153006	MW-306	EPA 9056	528369		
60271153006	MW-306	EPA 9056	528383		
60271153007	FIELD BLANK	EPA 9056	528383		

REPORT OF LABORATORY ANALYSIS

This report shall not be reproduced, except in full,
without the written consent of Pace Analytical Services, LLC.



Sample Condition Upon Receipt

WO#: 60271153



Client Name: SCS Engineers

Courier: FedEx [X] UPS [] VIA [] Clay [] PEX [] ECI [] Pace [] Xroads [] Client [] Other []

Tracking #: 43687274479 Pace Shipping Label Used? Yes [] No [X]

Custody Seal on Cooler/Box Present: Yes [X] No [] Seals intact: Yes [X] No []

Packing Material: Bubble Wrap [] Bubble Bags [] Foam [] None [] Other [X] Ziploc

Thermometer Used: T300 Type of Ice: Wet [X] Blue [] None []

Cooler Temperature (°C): As-read 4.3 Corr. Factor +1.2 Corrected 5.5

Date and initials of person examining contents: 5/24/18 [initials]

Temperature should be above freezing to 6°C

Table with 2 columns: Question/Requirement and Yes/No/N/A checkboxes. Includes items like Chain of Custody, Samples arrived within holding time, Short Hold Time analyses, Rush Turn Around Time, Sufficient volume, Correct containers used, Pace containers used, Containers intact, Unpreserved soils, Filtered volume, Sample labels match COC, Samples contain multiple phases, Containers requiring pH preservation, Cyanide water sample checks, Trip Blank present, Headspace in VOA vials, Samples from USDA Regulated Area, Additional labels attached to 5035A / TX1005 vials.

Client Notification/ Resolution: Copy COC to Client? Y / N Field Data Required? Y / N

Person Contacted: _____ Date/Time: _____

Comments/ Resolution: _____

Project Manager Review: [Signature]

Date: 5-24-2018



CHAIN-OF-CUSTODY / Analytical Request Document

The Chain-of-Custody is a LEGAL DOCUMENT. All relevant fields must be completed accurately.

Section A Required Client Information:	Section B Required Project Information:	Section C Invoice Information:	Page: _____ of _____
Company: SCS Engineers	Report To: Meghan Blodgett	Attention: Meghan Blodgett/Jess Valcheff	
Address: 2830 Dairy Drive Madison WI 53718	Copy To: Tom Karwaski	Company Name: SCS Engineers	
Email To: mblodgett@sccsengineers.com	Purchase Order No.:	Address:	
Phone: 608-216-7362 Fax:	Project Name: Sutherland Generating Station	Pace Quote Reference:	
Requested Due Date/TAT: Standard	Project Number: 25218062.00.	Pace Project Manager:	
		Pace Profile #:	

ITEM #	Valid Matrix Codes MATRIX CODE DRINKING WATER DW WATER WT WASTE WATER WW PRODUCT P SOIL/SOLID SL OIL OL WIPE WP AIR AR OTHER OT TISSUE TS	SAMPLE ID (A-Z, 0-9 / . -)	SAMPLE TYPE (G=GRAB C=COMP)	COLLECTED		# OF CONTAINERS	Requested Analysis Filtered (Y/N)										Pace Project No./ Lab I.D.						
				DATE	TIME		DATE	TIME	Y	N	Unpreserved	H ₂ SO ₄	HNO ₃	HCl	NaOH	Na ₂ S ₂ O ₃		Methanol	Other				
1		MW-301	G	5/23/18	1542	3	X	X	X	X	X	X	X	X	X	X	X	X	X	X	X	X	601
2		MW-302	G	5/23/18	0944	3	X	X	X	X	X	X	X	X	X	X	X	X	X	X	X	X	602
3		MW-303	G	5/23/18	1439	3	X	X	X	X	X	X	X	X	X	X	X	X	X	X	X	X	603
4		MW-304	G	5/23/18	1109	3	X	X	X	X	X	X	X	X	X	X	X	X	X	X	X	X	604
5		MW-305	G	5/23/18	1219	3	X	X	X	X	X	X	X	X	X	X	X	X	X	X	X	X	605
6		MW-306	G	5/23/18	1343	3	X	X	X	X	X	X	X	X	X	X	X	X	X	X	X	X	606
7		FIELD BLANK	G	5/23/18	1515	3	X	X	X	X	X	X	X	X	X	X	X	X	X	X	X	X	607
8																							
9																							
10																							
11																							
12																							

ADDITIONAL COMMENTS Ship To: 9608 Loiret Boulevard, Lenexa, KS 66219 * As-Ba-Ba-Cd-Cr-Pb-Mo-Sb-Se-Tl	RELINQUISHED BY / AFFILIATION Charles Forini / SIS	DATE 5/23/18	TIME 1700	ACCEPTED BY / AFFILIATION KZ: J.F. / Pasi	DATE 5/24/18	TIME 0850	SAMPLE CONDITIONS Temp in °C Ice (Y/N) Cooler (Y/N) Custody Sealed (Y/N) Samples Intact (Y/N)
	SAMPLER NAME AND SIGNATURE						
	PRINT Name of SAMPLER:						
	SIGNATURE of SAMPLER:						
	DATE Signed (MM/DD/YY):						

June 15, 2018

Meghan Blodgett
SCS Engineers
2830 Dairy Drive
Madison, WI 53718

RE: Project: SUTHERLAND GENERATING STATION
Pace Project No.: 60271175

Dear Meghan Blodgett:

Enclosed are the analytical results for sample(s) received by the laboratory on May 24, 2018. The results relate only to the samples included in this report. Results reported herein conform to the most current, applicable TNI/NELAC standards and the laboratory's Quality Assurance Manual, where applicable, unless otherwise noted in the body of the report.

If you have any questions concerning this report, please feel free to contact me.

Sincerely,



Hank Kapka
hank.kapka@pacelabs.com
(913)599-5665
PM Lab Management

Enclosures

cc: Tom Karwaski, SCS Engineers
Nicole Kron, SCS Engineers
Jeff Maxted, Alliant Energy
Jess Valcheff, SCS Engineers



REPORT OF LABORATORY ANALYSIS

This report shall not be reproduced, except in full,
without the written consent of Pace Analytical Services, LLC.

08/30/2019 - Classification: Internal - ECRM6700180

CERTIFICATIONS

Project: SUTHERLAND GENERATING STATION

Pace Project No.: 60271175

Pennsylvania Certification IDs

1638 Roseytown Rd Suites 2,3&4, Greensburg, PA 15601

ANAB DOD-ELAP Rad Accreditation #: L2417

Alabama Certification #: 41590

Arizona Certification #: AZ0734

Arkansas Certification

California Certification #: 04222CA

Colorado Certification #: PA01547

Connecticut Certification #: PH-0694

Delaware Certification

EPA Region 4 DW Rad

Florida/TNI Certification #: E87683

Georgia Certification #: C040

Guam Certification

Hawaii Certification

Idaho Certification

Illinois Certification

Indiana Certification

Iowa Certification #: 391

Kansas/TNI Certification #: E-10358

Kentucky Certification #: KY90133

KY WW Permit #: KY0098221

KY WW Permit #: KY0000221

Louisiana DHH/TNI Certification #: LA180012

Louisiana DEQ/TNI Certification #: 4086

Maine Certification #: 2017020

Maryland Certification #: 308

Massachusetts Certification #: M-PA1457

Michigan/PADEP Certification #: 9991

Missouri Certification #: 235

Montana Certification #: Cert0082

Nebraska Certification #: NE-OS-29-14

Nevada Certification #: PA014572018-1

New Hampshire/TNI Certification #: 297617

New Jersey/TNI Certification #: PA051

New Mexico Certification #: PA01457

New York/TNI Certification #: 10888

North Carolina Certification #: 42706

North Dakota Certification #: R-190

Ohio EPA Rad Approval: #41249

Oregon/TNI Certification #: PA200002-010

Pennsylvania/TNI Certification #: 65-00282

Puerto Rico Certification #: PA01457

Rhode Island Certification #: 65-00282

South Dakota Certification

Tennessee Certification #: 02867

Texas/TNI Certification #: T104704188-17-3

Utah/TNI Certification #: PA014572017-9

USDA Soil Permit #: P330-17-00091

Vermont Dept. of Health: ID# VT-0282

Virgin Island/PADEP Certification

Virginia/VELAP Certification #: 9526

Washington Certification #: C868

West Virginia DEP Certification #: 143

West Virginia DHHR Certification #: 9964C

Wisconsin Approve List for Rad

Wyoming Certification #: 8TMS-L

REPORT OF LABORATORY ANALYSIS

This report shall not be reproduced, except in full,
without the written consent of Pace Analytical Services, LLC.

08/30/2019 - Classification: Internal - ECRM6700180

SAMPLE SUMMARY

Project: SUTHERLAND GENERATING STATION

Pace Project No.: 60271175

Lab ID	Sample ID	Matrix	Date Collected	Date Received
60271175001	MW-301	Water	05/23/18 15:42	05/24/18 08:50
60271175002	MW-302	Water	05/23/18 09:44	05/24/18 08:50
60271175003	MW-303	Water	05/23/18 14:39	05/24/18 08:50
60271175004	MW-304	Water	05/23/18 11:09	05/24/18 08:50
60271175005	MW-305	Water	05/23/18 12:19	05/24/18 08:50
60271175006	MW-306	Water	05/23/18 13:43	05/24/18 08:50
60271175007	FIELD BLANK	Water	05/23/18 15:15	05/24/18 08:50

REPORT OF LABORATORY ANALYSIS

This report shall not be reproduced, except in full,
without the written consent of Pace Analytical Services, LLC.

SAMPLE ANALYTE COUNT

Project: SUTHERLAND GENERATING STATION

Pace Project No.: 60271175

Lab ID	Sample ID	Method	Analysts	Analytes Reported	Laboratory
60271175001	MW-301	EPA 903.1	KAC	1	PASI-PA
		EPA 904.0	JLW	1	PASI-PA
		Total Radium Calculation	CMC	1	PASI-PA
60271175002	MW-302	EPA 903.1	KAC	1	PASI-PA
		EPA 904.0	JLW	1	PASI-PA
		Total Radium Calculation	CMC	1	PASI-PA
60271175003	MW-303	EPA 903.1	KAC	1	PASI-PA
		EPA 904.0	JLW	1	PASI-PA
		Total Radium Calculation	CMC	1	PASI-PA
60271175004	MW-304	EPA 903.1	KAC	1	PASI-PA
		EPA 904.0	JLW	1	PASI-PA
		Total Radium Calculation	CMC	1	PASI-PA
60271175005	MW-305	EPA 903.1	KAC	1	PASI-PA
		EPA 904.0	JLW	1	PASI-PA
		Total Radium Calculation	CMC	1	PASI-PA
60271175006	MW-306	EPA 903.1	KAC	1	PASI-PA
		EPA 904.0	JLW	1	PASI-PA
		Total Radium Calculation	CMC	1	PASI-PA
60271175007	FIELD BLANK	EPA 903.1	KAC	1	PASI-PA
		EPA 904.0	JLW	1	PASI-PA
		Total Radium Calculation	CMC	1	PASI-PA

REPORT OF LABORATORY ANALYSIS

This report shall not be reproduced, except in full,
without the written consent of Pace Analytical Services, LLC.

ANALYTICAL RESULTS - RADIOCHEMISTRY

Project: SUTHERLAND GENERATING STATION

Pace Project No.: 60271175

Sample: MW-301 **Lab ID: 60271175001** Collected: 05/23/18 15:42 Received: 05/24/18 08:50 Matrix: Water
PWS: Site ID: Sample Type:

Parameters	Method	Act ± Unc (MDC) Carr Trac	Units	Analyzed	CAS No.	Qual
Radium-226	EPA 903.1	0.000 ± 0.480 (1.08) C:NA T:55%	pCi/L	06/14/18 21:12	13982-63-3	
Radium-228	EPA 904.0	0.429 ± 0.617 (1.33) C:76% T:72%	pCi/L	06/14/18 18:52	15262-20-1	
Total Radium	Total Radium Calculation	0.429 ± 1.10 (2.41)	pCi/L	06/15/18 11:33	7440-14-4	

REPORT OF LABORATORY ANALYSIS

This report shall not be reproduced, except in full,
without the written consent of Pace Analytical Services, LLC.

ANALYTICAL RESULTS - RADIOCHEMISTRY

Project: SUTHERLAND GENERATING STATION

Pace Project No.: 60271175

Sample: MW-302 **Lab ID: 60271175002** Collected: 05/23/18 09:44 Received: 05/24/18 08:50 Matrix: Water
PWS: Site ID: Sample Type:

Parameters	Method	Act ± Unc (MDC) Carr Trac	Units	Analyzed	CAS No.	Qual
Radium-226	EPA 903.1	0.392 ± 0.446 (0.704) C:NA T:89%	pCi/L	06/14/18 21:12	13982-63-3	
Radium-228	EPA 904.0	0.534 ± 0.581 (1.21) C:76% T:82%	pCi/L	06/14/18 18:52	15262-20-1	
Total Radium	Total Radium Calculation	0.926 ± 1.03 (1.91)	pCi/L	06/15/18 11:33	7440-14-4	

REPORT OF LABORATORY ANALYSIS

This report shall not be reproduced, except in full,
without the written consent of Pace Analytical Services, LLC.

ANALYTICAL RESULTS - RADIOCHEMISTRY

Project: SUTHERLAND GENERATING STATION

Pace Project No.: 60271175

Sample: MW-303 **Lab ID: 60271175003** Collected: 05/23/18 14:39 Received: 05/24/18 08:50 Matrix: Water
PWS: Site ID: Sample Type:

Parameters	Method	Act ± Unc (MDC) Carr Trac	Units	Analyzed	CAS No.	Qual
Radium-226	EPA 903.1	0.115 ± 0.318 (0.618) C:NA T:96%	pCi/L	06/14/18 21:12	13982-63-3	
Radium-228	EPA 904.0	0.584 ± 0.745 (1.59) C:76% T:80%	pCi/L	06/14/18 19:05	15262-20-1	
Total Radium	Total Radium Calculation	0.699 ± 1.06 (2.21)	pCi/L	06/15/18 11:33	7440-14-4	

REPORT OF LABORATORY ANALYSIS

This report shall not be reproduced, except in full,
without the written consent of Pace Analytical Services, LLC.

ANALYTICAL RESULTS - RADIOCHEMISTRY

Project: SUTHERLAND GENERATING STATION

Pace Project No.: 60271175

Sample: MW-304 **Lab ID: 60271175004** Collected: 05/23/18 11:09 Received: 05/24/18 08:50 Matrix: Water
PWS: Site ID: Sample Type:

Parameters	Method	Act ± Unc (MDC) Carr Trac	Units	Analyzed	CAS No.	Qual
Radium-226	EPA 903.1	0.174 ± 0.341 (0.623) C:NA T:91%	pCi/L	06/14/18 21:12	13982-63-3	
Radium-228	EPA 904.0	0.349 ± 0.611 (1.33) C:75% T:85%	pCi/L	06/14/18 19:05	15262-20-1	
Total Radium	Total Radium Calculation	0.523 ± 0.952 (1.95)	pCi/L	06/15/18 11:33	7440-14-4	

REPORT OF LABORATORY ANALYSIS

This report shall not be reproduced, except in full,
without the written consent of Pace Analytical Services, LLC.

ANALYTICAL RESULTS - RADIOCHEMISTRY

Project: SUTHERLAND GENERATING STATION

Pace Project No.: 60271175

Sample: MW-305 **Lab ID: 60271175005** Collected: 05/23/18 12:19 Received: 05/24/18 08:50 Matrix: Water
PWS: Site ID: Sample Type:

Parameters	Method	Act ± Unc (MDC) Carr Trac	Units	Analyzed	CAS No.	Qual
Radium-226	EPA 903.1	0.590 ± 0.505 (0.685) C:NA T:79%	pCi/L	06/14/18 21:12	13982-63-3	
Radium-228	EPA 904.0	0.458 ± 0.675 (1.46) C:75% T:86%	pCi/L	06/14/18 19:05	15262-20-1	
Total Radium	Total Radium Calculation	1.05 ± 1.18 (2.15)	pCi/L	06/15/18 11:33	7440-14-4	

REPORT OF LABORATORY ANALYSIS

This report shall not be reproduced, except in full,
without the written consent of Pace Analytical Services, LLC.

ANALYTICAL RESULTS - RADIOCHEMISTRY

Project: SUTHERLAND GENERATING STATION

Pace Project No.: 60271175

Sample: MW-306 **Lab ID: 60271175006** Collected: 05/23/18 13:43 Received: 05/24/18 08:50 Matrix: Water
PWS: Site ID: Sample Type:

Parameters	Method	Act ± Unc (MDC) Carr Trac	Units	Analyzed	CAS No.	Qual
Radium-226	EPA 903.1	0.0586 ± 0.267 (0.544) C:NA T:91%	pCi/L	06/14/18 21:12	13982-63-3	
Radium-228	EPA 904.0	-0.195 ± 0.715 (1.67) C:75% T:77%	pCi/L	06/14/18 19:05	15262-20-1	
Total Radium	Total Radium Calculation	0.0586 ± 0.982 (2.21)	pCi/L	06/15/18 11:33	7440-14-4	

REPORT OF LABORATORY ANALYSIS

This report shall not be reproduced, except in full,
without the written consent of Pace Analytical Services, LLC.

ANALYTICAL RESULTS - RADIOCHEMISTRY

Project: SUTHERLAND GENERATING STATION

Pace Project No.: 60271175

Parameters	Method	Act ± Unc (MDC) Carr Trac	Units	Analyzed	CAS No.	Qual
Sample: FIELD BLANK Lab ID: 60271175007 Collected: 05/23/18 15:15 Received: 05/24/18 08:50 Matrix: Water PWS: Site ID: Sample Type:						
Radium-226	EPA 903.1	0.235 ± 0.327 (0.546) C:NA T:93%	pCi/L	06/14/18 21:26	13982-63-3	
Radium-228	EPA 904.0	-1.14 ± 0.735 (1.81) C:76% T:79%	pCi/L	06/14/18 19:05	15262-20-1	
Total Radium	Total Radium Calculation	0.235 ± 1.06 (2.36)	pCi/L	06/15/18 11:33	7440-14-4	

REPORT OF LABORATORY ANALYSIS

This report shall not be reproduced, except in full,
without the written consent of Pace Analytical Services, LLC.

QUALITY CONTROL - RADIOCHEMISTRY

Project: SUTHERLAND GENERATING STATION

Pace Project No.: 60271175

QC Batch:	300530	Analysis Method:	EPA 903.1
QC Batch Method:	EPA 903.1	Analysis Description:	903.1 Radium-226
Associated Lab Samples:	60271175001, 60271175002, 60271175003, 60271175004, 60271175005, 60271175006, 60271175007		

METHOD BLANK:	1470779	Matrix:	Water
Associated Lab Samples:	60271175001, 60271175002, 60271175003, 60271175004, 60271175005, 60271175006, 60271175007		

Parameter	Act ± Unc (MDC) Carr Trac	Units	Analyzed	Qualifiers
Radium-226	0.125 ± 0.286 (0.170) C:NA T:90%	pCi/L	06/14/18 20:57	

Results presented on this page are in the units indicated by the "Units" column except where an alternate unit is presented to the right of the result.

REPORT OF LABORATORY ANALYSIS

This report shall not be reproduced, except in full,
without the written consent of Pace Analytical Services, LLC.

QUALITY CONTROL - RADIOCHEMISTRY

Project: SUTHERLAND GENERATING STATION

Pace Project No.: 60271175

QC Batch:	300553	Analysis Method:	EPA 904.0
QC Batch Method:	EPA 904.0	Analysis Description:	904.0 Radium 228
Associated Lab Samples:	60271175001, 60271175002, 60271175003, 60271175004, 60271175005, 60271175006, 60271175007		

METHOD BLANK:	1470874	Matrix:	Water
Associated Lab Samples:	60271175001, 60271175002, 60271175003, 60271175004, 60271175005, 60271175006, 60271175007		

Parameter	Act ± Unc (MDC) Carr Trac	Units	Analyzed	Qualifiers
Radium-228	0.382 ± 0.364 (0.743) C:76% T:82%	pCi/L	06/14/18 15:46	

Results presented on this page are in the units indicated by the "Units" column except where an alternate unit is presented to the right of the result.

REPORT OF LABORATORY ANALYSIS

This report shall not be reproduced, except in full,
without the written consent of Pace Analytical Services, LLC.

QUALIFIERS

Project: SUTHERLAND GENERATING STATION

Pace Project No.: 60271175

DEFINITIONS

DF - Dilution Factor, if reported, represents the factor applied to the reported data due to dilution of the sample aliquot.

ND - Not Detected at or above adjusted reporting limit.

TNTC - Too Numerous To Count

J - Estimated concentration above the adjusted method detection limit and below the adjusted reporting limit.

MDL - Adjusted Method Detection Limit.

PQL - Practical Quantitation Limit.

RL - Reporting Limit - The lowest concentration value that meets project requirements for quantitative data with known precision and bias for a specific analyte in a specific matrix.

S - Surrogate

1,2-Diphenylhydrazine decomposes to and cannot be separated from Azobenzene using Method 8270. The result for each analyte is a combined concentration.

Consistent with EPA guidelines, unrounded data are displayed and have been used to calculate % recovery and RPD values.

LCS(D) - Laboratory Control Sample (Duplicate)

MS(D) - Matrix Spike (Duplicate)

DUP - Sample Duplicate

RPD - Relative Percent Difference

NC - Not Calculable.

SG - Silica Gel - Clean-Up

U - Indicates the compound was analyzed for, but not detected.

N-Nitrosodiphenylamine decomposes and cannot be separated from Diphenylamine using Method 8270. The result reported for each analyte is a combined concentration.

Act - Activity

Unc - Uncertainty: SDWA = 1.96 sigma count uncertainty, all other matrices = Expanded Uncertainty (95% confidence interval).

Gamma Spec = Expanded Uncertainty (95.4% Confidence Interval)

(MDC) - Minimum Detectable Concentration

Trac - Tracer Recovery (%)

Carr - Carrier Recovery (%)

Pace Analytical is TNI accredited. Contact your Pace PM for the current list of accredited analytes.

TNI - The NELAC Institute.

LABORATORIES

PASI-PA Pace Analytical Services - Greensburg

REPORT OF LABORATORY ANALYSIS

This report shall not be reproduced, except in full,
without the written consent of Pace Analytical Services, LLC.

QUALITY CONTROL DATA CROSS REFERENCE TABLE

Project: SUTHERLAND GENERATING STATION

Pace Project No.: 60271175

Lab ID	Sample ID	QC Batch Method	QC Batch	Analytical Method	Analytical Batch
60271175001	MW-301	EPA 903.1	300530		
60271175002	MW-302	EPA 903.1	300530		
60271175003	MW-303	EPA 903.1	300530		
60271175004	MW-304	EPA 903.1	300530		
60271175005	MW-305	EPA 903.1	300530		
60271175006	MW-306	EPA 903.1	300530		
60271175007	FIELD BLANK	EPA 903.1	300530		
60271175001	MW-301	EPA 904.0	300553		
60271175002	MW-302	EPA 904.0	300553		
60271175003	MW-303	EPA 904.0	300553		
60271175004	MW-304	EPA 904.0	300553		
60271175005	MW-305	EPA 904.0	300553		
60271175006	MW-306	EPA 904.0	300553		
60271175007	FIELD BLANK	EPA 904.0	300553		
60271175001	MW-301	Total Radium Calculation	302326		
60271175002	MW-302	Total Radium Calculation	302326		
60271175003	MW-303	Total Radium Calculation	302326		
60271175004	MW-304	Total Radium Calculation	302326		
60271175005	MW-305	Total Radium Calculation	302326		
60271175006	MW-306	Total Radium Calculation	302326		
60271175007	FIELD BLANK	Total Radium Calculation	302326		

REPORT OF LABORATORY ANALYSIS

This report shall not be reproduced, except in full,
without the written consent of Pace Analytical Services, LLC.



Sample Condition Upon Receipt

WO#: 60271175



60271175

Client Name: SCS

Courier: FedEx [x] UPS [] VIA [] Clay [] PEX [] ECI [] Pace [] Xroads [] Client [] Other []

Tracking #: 4368 7274 4424 Pace Shipping Label Used? Yes [] No [x]

Custody Seal on Cooler/Box Present: Yes [x] No [] Seals intact: Yes [x] No []

Packing Material: Bubble Wrap [] Bubble Bags [] Foam [] None [] Other [x] ZPLC

Thermometer Used: T-298 Type of Ice: Wet [x] Blue [] None []

Cooler Temperature (°C): As-read 3.5 Corr. Factor +1.1 Corrected 4.6

Date and initials of person examining contents: JAG 5-24-18

Temperature should be above freezing to 6°C

Table with 3 columns: Question, Yes/No/N/A checkboxes, and Notes. Rows include Chain of Custody, Short Hold Time, Rush Turn Around Time, Sufficient volume, Correct containers used, Pace containers used, Containers intact, Unpreserved soils, Filtered volume, Sample labels match, Samples contain multiple phases, Containers requiring pH preservation, Cyanide water sample checks, Trip Blank present, Headspace in VOA vials, Samples from USDA Regulated Area, Additional labels attached.

Client Notification/ Resolution: Copy COC to Client? Y / N Field Data Required? Y / N

Person Contacted: Date/Time:

Comments/ Resolution:

Project Manager Review: Date:



CHAIN-OF-CUSTODY / Analytical Request Document

The Chain-of-Custody is a LEGAL DOCUMENT. All relevant fields must be completed accurately.

Page: _____ of _____

Section A
 Required Client Information:
 Company: SCS Engineers
 Address: 2830 Dairy Drive
 Madison WI 53718
 Email To: mblodgett@scsengineers.com
 Phone: 608-216-7362 Fax:
 Required Due Date/TAT: *Standard*

Section B
 Required Project Information:
 Report To: Meghan Blodgett
 Copy To: Tom Karwaski
 Purchase Order No.:
 Project Name: Sutherland Generating Station
 Project Number: 25218062.00.

Section C
 Invoice Information:
 Attention: Meghan Blodgett/Jess Vaicheff
 Company Name: SCS Engineers
 Address:
 Pace Quote Reference:
 Pace Project Manager: Trudy Gipson 913-563-1405
 Pace Profile #: 6696 Line 2

REGULATORY AGENCY
 NPDES GROUND WATER DRINKING WATER
 UST RCRA OTHER _____
 Site Location _____
 STATE: IA

ITEM #	Valid Matrix Codes MATRIX CODE DRINKING WATER DW WATER WT WASTE WATER WW PRODUCT P SOIL/SOLID SL OIL OL WIPE WP AIR AR OTHER OT TISSUE TS	SAMPLE ID (A-Z, 0-9 / . -) Sample IDs MUST BE UNIQUE	COLLECTED		SAMPLE TEMP AT COLLECTION	# OF CONTAINERS	Preservatives H ₂ SO ₄ HNO ₃ HCl NaOH Na ₂ S ₂ O ₃ Methanol Other	Requested Analysis Filtered (Y/N)	Pace Project No./ Lab I.D.
			DATE	TIME					
1	MW-301		WT	G	5/23/18	1542	2	X	601
2	MW-302		WT	G	5/23/18	0944	2	X	002
3	MW-303		WT	G	5/23/18	1439	2	X	003
4	MW-304		WT	G	5/23/18	1109	2	X	004
5	MW-305		WT	G	5/23/18	1219	2	X	005
6	MW-306		WT	G	5/23/18	1343	2	X	006
7	FIELD BLANK		WT	G	5/23/18	1515	2	X	007
8									
9									
10									
11									
12									

ADDITIONAL COMMENTS
 Ship To: 9608 Loiret Boulevard, Lenexa, KS 66219
Charles H. S.S. 3/23/18 1700

RELINQUISHED BY / AFFILIATION
 DATE TIME ACCEPTED BY / AFFILIATION
 5/21/18 0850 4.6 Y Y Y
 Pace

SAMPLER NAME AND SIGNATURE
 PRINT Name of SAMPLER: _____
 SIGNATURE of SAMPLER: _____
 DATE Signed (MM/DD/YY): _____

Temp in °C
 Received on Ice (Y/N) Custody Sealed Cooler (Y/N) Samples Intact (Y/N)

A3 Round 3 Background Sampling, Analytical Laboratory Report

July 19, 2018

Meghan Blodgett
SCS Engineers
2830 Dairy Drive
Madison, WI 53718

RE: Project: Sutherland Generating Station
Pace Project No.: 60273577

Dear Meghan Blodgett:

Enclosed are the analytical results for sample(s) received by the laboratory on June 27, 2018. The results relate only to the samples included in this report. Results reported herein conform to the most current, applicable TNI/NELAC standards and the laboratory's Quality Assurance Manual, where applicable, unless otherwise noted in the body of the report.

If you have any questions concerning this report, please feel free to contact me.

Sincerely,



Hank Kapka
hank.kapka@pacelabs.com
(913)599-5665
PM Lab Management

Enclosures

cc: Tom Karwaski, SCS Engineers
Nicole Kron, SCS Engineers
Jeff Maxted, Alliant Energy
Jess Valcheff, SCS Engineers



REPORT OF LABORATORY ANALYSIS

This report shall not be reproduced, except in full,
without the written consent of Pace Analytical Services, LLC.

08/30/2019 - Classification: Internal - ECRM6700180

CERTIFICATIONS

Project: Sutherland Generating Station

Pace Project No.: 60273577

Pennsylvania Certification IDs

1638 Roseytown Rd Suites 2,3&4, Greensburg, PA 15601

ANAB DOD-ELAP Rad Accreditation #: L2417

Alabama Certification #: 41590

Arizona Certification #: AZ0734

Arkansas Certification

California Certification #: 04222CA

Colorado Certification #: PA01547

Connecticut Certification #: PH-0694

Delaware Certification

EPA Region 4 DW Rad

Florida/TNI Certification #: E87683

Georgia Certification #: C040

Guam Certification

Hawaii Certification

Idaho Certification

Illinois Certification

Indiana Certification

Iowa Certification #: 391

Kansas/TNI Certification #: E-10358

Kentucky Certification #: KY90133

KY WW Permit #: KY0098221

KY WW Permit #: KY0000221

Louisiana DHH/TNI Certification #: LA180012

Louisiana DEQ/TNI Certification #: 4086

Maine Certification #: 2017020

Maryland Certification #: 308

Massachusetts Certification #: M-PA1457

Michigan/PADEP Certification #: 9991

Missouri Certification #: 235

Montana Certification #: Cert0082

Nebraska Certification #: NE-OS-29-14

Nevada Certification #: PA014572018-1

New Hampshire/TNI Certification #: 297617

New Jersey/TNI Certification #: PA051

New Mexico Certification #: PA01457

New York/TNI Certification #: 10888

North Carolina Certification #: 42706

North Dakota Certification #: R-190

Ohio EPA Rad Approval: #41249

Oregon/TNI Certification #: PA200002-010

Pennsylvania/TNI Certification #: 65-00282

Puerto Rico Certification #: PA01457

Rhode Island Certification #: 65-00282

South Dakota Certification

Tennessee Certification #: 02867

Texas/TNI Certification #: T104704188-17-3

Utah/TNI Certification #: PA014572017-9

USDA Soil Permit #: P330-17-00091

Vermont Dept. of Health: ID# VT-0282

Virgin Island/PADEP Certification

Virginia/VELAP Certification #: 9526

Washington Certification #: C868

West Virginia DEP Certification #: 143

West Virginia DHHR Certification #: 9964C

Wisconsin Approve List for Rad

Wyoming Certification #: 8TMS-L

REPORT OF LABORATORY ANALYSIS

This report shall not be reproduced, except in full,
without the written consent of Pace Analytical Services, LLC.

08/30/2019 - Classification: Internal - ECRM6700180

SAMPLE SUMMARY

Project: Sutherland Generating Station

Pace Project No.: 60273577

Lab ID	Sample ID	Matrix	Date Collected	Date Received
60273577001	MW-301	Water	06/26/18 13:39	06/27/18 08:30
60273577002	MW-302	Water	06/26/18 12:31	06/27/18 08:30
60273577003	MW-303	Water	06/26/18 11:46	06/27/18 08:30
60273577004	MW-304	Water	06/26/18 09:54	06/27/18 08:30
60273577005	MW-305	Water	06/26/18 09:06	06/27/18 08:30
60273577006	MW-306	Water	06/26/18 10:59	06/27/18 08:30
60273577007	Field Blank	Water	06/26/18 12:20	06/27/18 08:30

REPORT OF LABORATORY ANALYSIS

This report shall not be reproduced, except in full,
without the written consent of Pace Analytical Services, LLC.

SAMPLE ANALYTE COUNT

Project: Sutherland Generating Station

Pace Project No.: 60273577

Lab ID	Sample ID	Method	Analysts	Analytes Reported	Laboratory
60273577001	MW-301	EPA 903.1	KAC	1	PASI-PA
		EPA 904.0	JLW	1	PASI-PA
		Total Radium Calculation	RMK	1	PASI-PA
60273577002	MW-302	EPA 903.1	KAC	1	PASI-PA
		EPA 904.0	JLW	1	PASI-PA
		Total Radium Calculation	RMK	1	PASI-PA
60273577003	MW-303	EPA 903.1	KAC	1	PASI-PA
		EPA 904.0	JLW	1	PASI-PA
		Total Radium Calculation	RMK	1	PASI-PA
60273577004	MW-304	EPA 903.1	KAC	1	PASI-PA
		EPA 904.0	JLW	1	PASI-PA
		Total Radium Calculation	RMK	1	PASI-PA
60273577005	MW-305	EPA 903.1	KAC	1	PASI-PA
		EPA 904.0	JLW	1	PASI-PA
		Total Radium Calculation	RMK	1	PASI-PA
60273577006	MW-306	EPA 903.1	KAC	1	PASI-PA
		EPA 904.0	JLW	1	PASI-PA
		Total Radium Calculation	RMK	1	PASI-PA
60273577007	Field Blank	EPA 903.1	KAC	1	PASI-PA
		EPA 904.0	JLW	1	PASI-PA
		Total Radium Calculation	RMK	1	PASI-PA

REPORT OF LABORATORY ANALYSIS

This report shall not be reproduced, except in full,
without the written consent of Pace Analytical Services, LLC.

ANALYTICAL RESULTS - RADIOCHEMISTRY

Project: Sutherland Generating Station

Pace Project No.: 60273577

Sample: MW-301 **Lab ID: 60273577001** Collected: 06/26/18 13:39 Received: 06/27/18 08:30 Matrix: Water
PWS: Site ID: Sample Type:

Parameters	Method	Act ± Unc (MDC) Carr Trac	Units	Analyzed	CAS No.	Qual
Radium-226	EPA 903.1	0.342 ± 0.412 (0.629) C:NA T:91%	pCi/L	07/13/18 10:51	13982-63-3	
Radium-228	EPA 904.0	0.295 ± 0.397 (0.846) C:72% T:80%	pCi/L	07/17/18 16:35	15262-20-1	
Total Radium	Total Radium Calculation	0.637 ± 0.809 (1.48)	pCi/L	07/19/18 14:28	7440-14-4	

REPORT OF LABORATORY ANALYSIS

This report shall not be reproduced, except in full,
without the written consent of Pace Analytical Services, LLC.

ANALYTICAL RESULTS - RADIOCHEMISTRY

Project: Sutherland Generating Station

Pace Project No.: 60273577

Sample: MW-302 **Lab ID: 60273577002** Collected: 06/26/18 12:31 Received: 06/27/18 08:30 Matrix: Water
PWS: Site ID: Sample Type:

Parameters	Method	Act ± Unc (MDC) Carr Trac	Units	Analyzed	CAS No.	Qual
Radium-226	EPA 903.1	-0.084 ± 0.437 (1.01) C:NA T:88%	pCi/L	07/13/18 10:51	13982-63-3	
Radium-228	EPA 904.0	0.680 ± 0.524 (1.06) C:75% T:87%	pCi/L	07/17/18 16:38	15262-20-1	
Total Radium	Total Radium Calculation	0.680 ± 0.961 (2.07)	pCi/L	07/19/18 14:28	7440-14-4	

REPORT OF LABORATORY ANALYSIS

This report shall not be reproduced, except in full,
without the written consent of Pace Analytical Services, LLC.

ANALYTICAL RESULTS - RADIOCHEMISTRY

Project: Sutherland Generating Station

Pace Project No.: 60273577

Sample: MW-303 **Lab ID: 60273577003** Collected: 06/26/18 11:46 Received: 06/27/18 08:30 Matrix: Water
PWS: Site ID: Sample Type:

Parameters	Method	Act ± Unc (MDC) Carr Trac	Units	Analyzed	CAS No.	Qual
Radium-226	EPA 903.1	0.381 ± 0.530 (0.885) C:NA T:78%	pCi/L	07/13/18 10:51	13982-63-3	
Radium-228	EPA 904.0	0.560 ± 0.481 (0.979) C:74% T:85%	pCi/L	07/17/18 16:38	15262-20-1	
Total Radium	Total Radium Calculation	0.941 ± 1.01 (1.86)	pCi/L	07/19/18 14:28	7440-14-4	

REPORT OF LABORATORY ANALYSIS

This report shall not be reproduced, except in full,
without the written consent of Pace Analytical Services, LLC.

ANALYTICAL RESULTS - RADIOCHEMISTRY

Project: Sutherland Generating Station

Pace Project No.: 60273577

Sample: MW-304 **Lab ID: 60273577004** Collected: 06/26/18 09:54 Received: 06/27/18 08:30 Matrix: Water
PWS: Site ID: Sample Type:

Parameters	Method	Act ± Unc (MDC) Carr Trac	Units	Analyzed	CAS No.	Qual
Radium-226	EPA 903.1	0.0806 ± 0.368 (0.748) C:NA T:92%	pCi/L	07/13/18 11:07	13982-63-3	
Radium-228	EPA 904.0	0.385 ± 0.522 (1.12) C:73% T:73%	pCi/L	07/17/18 16:38	15262-20-1	
Total Radium	Total Radium Calculation	0.466 ± 0.890 (1.87)	pCi/L	07/19/18 14:28	7440-14-4	

REPORT OF LABORATORY ANALYSIS

This report shall not be reproduced, except in full,
without the written consent of Pace Analytical Services, LLC.

ANALYTICAL RESULTS - RADIOCHEMISTRY

Project: Sutherland Generating Station

Pace Project No.: 60273577

Sample: MW-305 **Lab ID: 60273577005** Collected: 06/26/18 09:06 Received: 06/27/18 08:30 Matrix: Water
PWS: Site ID: Sample Type:

Parameters	Method	Act ± Unc (MDC) Carr Trac	Units	Analyzed	CAS No.	Qual
Radium-226	EPA 903.1	0.000 ± 0.430 (0.931) C:NA T:93%	pCi/L	07/13/18 10:51	13982-63-3	
Radium-228	EPA 904.0	-0.116 ± 0.553 (1.28) C:72% T:83%	pCi/L	07/17/18 16:38	15262-20-1	
Total Radium	Total Radium Calculation	0.000 ± 0.983 (2.21)	pCi/L	07/19/18 14:28	7440-14-4	

REPORT OF LABORATORY ANALYSIS

This report shall not be reproduced, except in full,
without the written consent of Pace Analytical Services, LLC.

ANALYTICAL RESULTS - RADIOCHEMISTRY

Project: Sutherland Generating Station

Pace Project No.: 60273577

Sample: MW-306 **Lab ID: 60273577006** Collected: 06/26/18 10:59 Received: 06/27/18 08:30 Matrix: Water
PWS: Site ID: Sample Type:

Parameters	Method	Act ± Unc (MDC) Carr Trac	Units	Analyzed	CAS No.	Qual
Radium-226	EPA 903.1	0.351 ± 0.424 (0.647) C:NA T:88%	pCi/L	07/13/18 11:07	13982-63-3	
Radium-228	EPA 904.0	0.509 ± 0.459 (0.945) C:74% T:94%	pCi/L	07/17/18 16:38	15262-20-1	
Total Radium	Total Radium Calculation	0.860 ± 0.883 (1.59)	pCi/L	07/19/18 14:28	7440-14-4	

REPORT OF LABORATORY ANALYSIS

This report shall not be reproduced, except in full,
without the written consent of Pace Analytical Services, LLC.

ANALYTICAL RESULTS - RADIOCHEMISTRY

Project: Sutherland Generating Station

Pace Project No.: 60273577

Sample: Field Blank **Lab ID: 60273577007** Collected: 06/26/18 12:20 Received: 06/27/18 08:30 Matrix: Water
PWS: Site ID: Sample Type:

Parameters	Method	Act ± Unc (MDC) Carr Trac	Units	Analyzed	CAS No.	Qual
Radium-226	EPA 903.1	0.181 ± 0.413 (0.665) C:NA T:80%	pCi/L	07/13/18 11:07	13982-63-3	
Radium-228	EPA 904.0	-0.575 ± 0.513 (1.25) C:75% T:81%	pCi/L	07/17/18 16:38	15262-20-1	
Total Radium	Total Radium Calculation	0.181 ± 0.926 (1.92)	pCi/L	07/19/18 14:28	7440-14-4	

REPORT OF LABORATORY ANALYSIS

This report shall not be reproduced, except in full,
without the written consent of Pace Analytical Services, LLC.

QUALITY CONTROL - RADIOCHEMISTRY

Project: Sutherland Generating Station

Pace Project No.: 60273577

QC Batch:	304664	Analysis Method:	EPA 903.1
QC Batch Method:	EPA 903.1	Analysis Description:	903.1 Radium-226
Associated Lab Samples:	60273577001, 60273577002, 60273577003, 60273577004, 60273577005, 60273577006, 60273577007		

METHOD BLANK:	1490530	Matrix:	Water
Associated Lab Samples:	60273577001, 60273577002, 60273577003, 60273577004, 60273577005, 60273577006, 60273577007		

Parameter	Act ± Unc (MDC) Carr Trac	Units	Analyzed	Qualifiers
Radium-226	-0.093 ± 0.426 (1.00) C:NA T:91%	pCi/L	07/13/18 10:24	

Results presented on this page are in the units indicated by the "Units" column except where an alternate unit is presented to the right of the result.

REPORT OF LABORATORY ANALYSIS

This report shall not be reproduced, except in full,
without the written consent of Pace Analytical Services, LLC.

QUALITY CONTROL - RADIOCHEMISTRY

Project: Sutherland Generating Station

Pace Project No.: 60273577

QC Batch:	304672	Analysis Method:	EPA 904.0
QC Batch Method:	EPA 904.0	Analysis Description:	904.0 Radium 228
Associated Lab Samples:	60273577001, 60273577002, 60273577003, 60273577004, 60273577005, 60273577006, 60273577007		

METHOD BLANK:	1490538	Matrix:	Water
Associated Lab Samples:	60273577001, 60273577002, 60273577003, 60273577004, 60273577005, 60273577006, 60273577007		

Parameter	Act ± Unc (MDC) Carr Trac	Units	Analyzed	Qualifiers
Radium-228	0.971 ± 0.409 (0.623) C:77% T:76%	pCi/L	07/17/18 13:04	

Results presented on this page are in the units indicated by the "Units" column except where an alternate unit is presented to the right of the result.

REPORT OF LABORATORY ANALYSIS

This report shall not be reproduced, except in full,
without the written consent of Pace Analytical Services, LLC.

QUALIFIERS

Project: Sutherland Generating Station

Pace Project No.: 60273577

DEFINITIONS

DF - Dilution Factor, if reported, represents the factor applied to the reported data due to dilution of the sample aliquot.

ND - Not Detected at or above adjusted reporting limit.

TNTC - Too Numerous To Count

J - Estimated concentration above the adjusted method detection limit and below the adjusted reporting limit.

MDL - Adjusted Method Detection Limit.

PQL - Practical Quantitation Limit.

RL - Reporting Limit - The lowest concentration value that meets project requirements for quantitative data with known precision and bias for a specific analyte in a specific matrix.

S - Surrogate

1,2-Diphenylhydrazine decomposes to and cannot be separated from Azobenzene using Method 8270. The result for each analyte is a combined concentration.

Consistent with EPA guidelines, unrounded data are displayed and have been used to calculate % recovery and RPD values.

LCS(D) - Laboratory Control Sample (Duplicate)

MS(D) - Matrix Spike (Duplicate)

DUP - Sample Duplicate

RPD - Relative Percent Difference

NC - Not Calculable.

SG - Silica Gel - Clean-Up

U - Indicates the compound was analyzed for, but not detected.

N-Nitrosodiphenylamine decomposes and cannot be separated from Diphenylamine using Method 8270. The result reported for each analyte is a combined concentration.

Act - Activity

Unc - Uncertainty: SDWA = 1.96 sigma count uncertainty, all other matrices = Expanded Uncertainty (95% confidence interval).

Gamma Spec = Expanded Uncertainty (95.4% Confidence Interval)

(MDC) - Minimum Detectable Concentration

Trac - Tracer Recovery (%)

Carr - Carrier Recovery (%)

Pace Analytical is TNI accredited. Contact your Pace PM for the current list of accredited analytes.

TNI - The NELAC Institute.

LABORATORIES

PASI-PA Pace Analytical Services - Greensburg

REPORT OF LABORATORY ANALYSIS

This report shall not be reproduced, except in full,
without the written consent of Pace Analytical Services, LLC.

QUALITY CONTROL DATA CROSS REFERENCE TABLE

Project: Sutherland Generating Station

Pace Project No.: 60273577

Lab ID	Sample ID	QC Batch Method	QC Batch	Analytical Method	Analytical Batch
60273577001	MW-301	EPA 903.1	304664		
60273577002	MW-302	EPA 903.1	304664		
60273577003	MW-303	EPA 903.1	304664		
60273577004	MW-304	EPA 903.1	304664		
60273577005	MW-305	EPA 903.1	304664		
60273577006	MW-306	EPA 903.1	304664		
60273577007	Field Blank	EPA 903.1	304664		
60273577001	MW-301	EPA 904.0	304672		
60273577002	MW-302	EPA 904.0	304672		
60273577003	MW-303	EPA 904.0	304672		
60273577004	MW-304	EPA 904.0	304672		
60273577005	MW-305	EPA 904.0	304672		
60273577006	MW-306	EPA 904.0	304672		
60273577007	Field Blank	EPA 904.0	304672		
60273577001	MW-301	Total Radium Calculation	306465		
60273577002	MW-302	Total Radium Calculation	306465		
60273577003	MW-303	Total Radium Calculation	306465		
60273577004	MW-304	Total Radium Calculation	306465		
60273577005	MW-305	Total Radium Calculation	306465		
60273577006	MW-306	Total Radium Calculation	306465		
60273577007	Field Blank	Total Radium Calculation	306465		

REPORT OF LABORATORY ANALYSIS

This report shall not be reproduced, except in full,
without the written consent of Pace Analytical Services, LLC.



Sample Condition Upon Receipt

WO# : 60273577



Client Name: SCS Engineers

Courier: FedEx UPS VIA Clay PEX ECI Pace Xroads Client Other

Tracking #: 4368 7277 1873 Pace Shipping Label Used? Yes No

Custody Seal on Cooler/Box Present: Yes No Seals intact: Yes No

Packing Material: Bubble Wrap Bubble Bags Foam None Other

Thermometer Used: T-297 Type of Ice: Wet Blue None

Cooler Temperature (°C): As-read 3.9 Corr. Factor 0.9 Corrected 4.8

Date and initials of person examining contents: HE 6/29

Temperature should be above freezing to 6°C

Chain of Custody present:	<input checked="" type="checkbox"/> Yes <input type="checkbox"/> No <input type="checkbox"/> N/A	
Chain of Custody relinquished:	<input checked="" type="checkbox"/> Yes <input type="checkbox"/> No <input type="checkbox"/> N/A	
Samples arrived within holding time:	<input checked="" type="checkbox"/> Yes <input type="checkbox"/> No <input type="checkbox"/> N/A	
Short Hold Time analyses (<72hr):	<input type="checkbox"/> Yes <input checked="" type="checkbox"/> No <input type="checkbox"/> N/A	
Rush Turn Around Time requested:	<input type="checkbox"/> Yes <input checked="" type="checkbox"/> No <input type="checkbox"/> N/A	
Sufficient volume:	<input checked="" type="checkbox"/> Yes <input type="checkbox"/> No <input type="checkbox"/> N/A	
Correct containers used:	<input checked="" type="checkbox"/> Yes <input type="checkbox"/> No <input type="checkbox"/> N/A	
Pace containers used:	<input checked="" type="checkbox"/> Yes <input type="checkbox"/> No <input type="checkbox"/> N/A	
Containers intact:	<input checked="" type="checkbox"/> Yes <input type="checkbox"/> No <input type="checkbox"/> N/A	
Unpreserved 5035A / TX1005/1006 soils frozen in 48hrs?	<input type="checkbox"/> Yes <input type="checkbox"/> No <input checked="" type="checkbox"/> N/A	
Filtered volume received for dissolved tests?	<input type="checkbox"/> Yes <input type="checkbox"/> No <input checked="" type="checkbox"/> N/A	
Sample labels match COC: Date / time / ID / analyses	<input checked="" type="checkbox"/> Yes <input type="checkbox"/> No <input type="checkbox"/> N/A	
Samples contain multiple phases? Matrix: <u>WST</u>	<input type="checkbox"/> Yes <input checked="" type="checkbox"/> No <input type="checkbox"/> N/A	
Containers requiring pH preservation in compliance? (HNO ₃ , H ₂ SO ₄ , HCl<2; NaOH>9 Sulfide, NaOH>10 Cyanide) (Exceptions: VOA, Micro, O&G, KS TPH, OK-DRO)	<input checked="" type="checkbox"/> Yes <input type="checkbox"/> No <input type="checkbox"/> N/A	List sample IDs, volumes, lot #'s of preservative and the date/time added.
Cyanide water sample checks:		
Lead acetate strip turns dark? (Record only)	<input type="checkbox"/> Yes <input checked="" type="checkbox"/> No	
Potassium iodide test strip turns blue/purple? (Preserve)	<input type="checkbox"/> Yes <input checked="" type="checkbox"/> No	
Trip Blank present:	<input type="checkbox"/> Yes <input type="checkbox"/> No <input checked="" type="checkbox"/> N/A	
Headspace in VOA vials (>6mm):	<input type="checkbox"/> Yes <input type="checkbox"/> No <input checked="" type="checkbox"/> N/A	
Samples from USDA Regulated Area: State:	<input type="checkbox"/> Yes <input type="checkbox"/> No <input checked="" type="checkbox"/> N/A	
Additional labels attached to 5035A / TX1005 vials in the field?	<input type="checkbox"/> Yes <input type="checkbox"/> No <input checked="" type="checkbox"/> N/A	

Client Notification/ Resolution: Copy COC to Client? Y / N Field Data Required? Y / N

Person Contacted: _____ Date/Time: _____

Comments/ Resolution: _____

Project Manager Review: HWR

Date: 6-27-2018



CHAIN-OF-CUSTODY / Analytical Request Document

The Chain-of-Custody is a LEGAL DOCUMENT. All relevant fields must be completed accurately.

Section A
 Required Client Information:
 Company: SCS Engineers
 Address: 2830 Dairy Drive
 Madison WI 53718
 Email To: mblodgett@scsengineers.com
 Phone: 608-216-7362
 Fax: []
 Requested Due Date/TAT: 6/20/18

Section B
 Required Project Information:
 Report To: Meghan Blodgett
 Copy To: Tom Karwaski
 Purchase Order No.: []
 Project Name: Sutherland Generating Station
 Project Number: 25218062.00

Section C
 Invoice Information:
 Attention: Meghan Blodgett/Jess Valcheff
 Company Name: SCS Engineers
 Address: []
 Pace Quote Reference: []
 Pace Project Manager: Hank Kapka 913-563-1404
 Pace Profile #: 6696 Line 2

REGULATORY AGENCY
 NPDES GROUND WATER DRINKING WATER
 UST RCRA OTHER _____
 Site Location: IA
 STATE: IA

ITEM #	Classification	Valid Matrix Codes MATRIX CODE DRINKING WATER DW WASTE WATER WW WASTE WATER PRODUCT P SOIL/SOLID SL OIL OL WIPE WIP AIR AR OTHER OT TISSUE TS	COLLECTED		SAMPLE TYPE (G=GRAB C=COMP)	MATRIX CODE (see valid codes to left)	# OF CONTAINERS	PRESERVATIVES		Analysis Test ↑	Y/N ↑	Requested Analysis Filtered (Y/N)		Residual Chlorine (Y/N)	Pace Project No./ Lab I.D.
			COMPOSITE START	COMPOSITE END/GRAB				DATE	TIME			H ₂ SO ₄	HNO ₃		
1	MW-301				WT G		1								6273577 2BPIN
2	MW-302				WT G		2								
3	MW-303				WT G		2								
4	MW-304				WT G		2								
5	MW-305				WT G		2								
6	MW-306				WT G		2								
7	FIELD BLANK				WT G		2								

ADDITIONAL COMMENTS
 hp To: 8608 Loiret Boulevard, Lenexa, KS 66219
 As-Ba-Bi-Cd-Cr-Co-Pb-Mn-Sb-Sr-Tl
 Charles A. SCS 6/26/18 1800
 Jessica Dwyer post
 6/27/18 18:30 4.8 Y Y Y Y

RELINQUISHED BY / AFFILIATION
 DATE: 6/26/18
 TIME: 1800

ACCEPTED BY / AFFILIATION
 DATE: 6/27/18
 TIME: 18:30

SAMPLE CONDITIONS
 Received on: []
 Custody Sealed: []
 Cooler (Y/N): []
 Samples Intact: []

SAMPLER NAME AND SIGNATURE
 PRINT Name of SAMPLER: []
 SIGNATURE of SAMPLER: []
 DATE Signed (MM/DD/YYYY): []

July 17, 2018

Meghan Blodgett
SCS Engineers
2830 Dairy Drive
Madison, WI 53718

RE: Project: SUTHERLAND GENERATING STATION
Pace Project No.: 60273590

Dear Meghan Blodgett:

Enclosed are the analytical results for sample(s) received by the laboratory on June 27, 2018. The results relate only to the samples included in this report. Results reported herein conform to the most current, applicable TNI/NELAC standards and the laboratory's Quality Assurance Manual, where applicable, unless otherwise noted in the body of the report.

If you have any questions concerning this report, please feel free to contact me.

Sincerely,



Hank Kapka
hank.kapka@pacelabs.com
(913)599-5665
PM Lab Management

Enclosures

cc: Tom Karwaski, SCS Engineers
Nicole Kron, SCS Engineers
Jeff Maxted, Alliant Energy
Jess Valcheff, SCS Engineers



REPORT OF LABORATORY ANALYSIS

This report shall not be reproduced, except in full,
without the written consent of Pace Analytical Services, LLC.

08/30/2019 - Classification: Internal - ECRM6700180

CERTIFICATIONS

Project: SUTHERLAND GENERATING STATION

Pace Project No.: 60273590

Kansas Certification IDs

9608 Loiret Boulevard, Lenexa, KS 66219

Missouri Certification Number: 10090

WY STR Certification #: 2456.01

Arkansas Certification #: 17-016-0

Illinois Certification #: 200030

Iowa Certification #: 118

Kansas/NELAP Certification #: E-10116

Louisiana Certification #: 03055

Nevada Certification #: KS000212018-1

Oklahoma Certification #: 9205/9935

Texas Certification #: T104704407

Utah Certification #: KS00021

Kansas Field Laboratory Accreditation: # E-92587

Missouri Certification: 10070

Missouri Certification Number: 10090

REPORT OF LABORATORY ANALYSIS

This report shall not be reproduced, except in full,
without the written consent of Pace Analytical Services, LLC.

SAMPLE SUMMARY

Project: SUTHERLAND GENERATING STATION

Pace Project No.: 60273590

Lab ID	Sample ID	Matrix	Date Collected	Date Received
60273590001	MW-301	Water	06/26/18 13:39	06/27/18 08:30
60273590002	MW-302	Water	06/26/18 12:31	06/27/18 08:30
60273590003	MW-303	Water	06/26/18 11:46	06/27/18 08:30
60273590004	MW-304	Water	06/26/18 09:54	06/27/18 08:30
60273590005	MW-305	Water	06/26/18 09:06	06/27/18 08:30
60273590006	MW-306	Water	06/26/18 10:59	06/27/18 08:30
60273590007	FIELD BLANK	Water	06/26/18 12:20	06/27/18 08:30

REPORT OF LABORATORY ANALYSIS

This report shall not be reproduced, except in full,
without the written consent of Pace Analytical Services, LLC.

SAMPLE ANALYTE COUNT

Project: SUTHERLAND GENERATING STATION

Pace Project No.: 60273590

Lab ID	Sample ID	Method	Analysts	Analytes Reported	Laboratory
60273590001	MW-301	EPA 6010	TDS	3	PASI-K
		EPA 6020	JGP	11	PASI-K
		EPA 7470	TDS	1	PASI-K
		SM 2540C	JDA	1	PASI-K
		EPA 9040	CMS	1	PASI-K
		EPA 9056	OL	3	PASI-K
60273590002	MW-302	EPA 6010	TDS	3	PASI-K
		EPA 6020	JGP	11	PASI-K
		EPA 7470	TDS	1	PASI-K
		SM 2540C	JDA	1	PASI-K
		EPA 9040	CMS	1	PASI-K
		EPA 9056	OL	3	PASI-K
60273590003	MW-303	EPA 6010	TDS	3	PASI-K
		EPA 6020	JGP	11	PASI-K
		EPA 7470	TDS	1	PASI-K
		SM 2540C	JDA	1	PASI-K
		EPA 9040	CMS	1	PASI-K
		EPA 9056	OL	3	PASI-K
60273590004	MW-304	EPA 6010	TDS	3	PASI-K
		EPA 6020	JGP	11	PASI-K
		EPA 7470	TDS	1	PASI-K
		SM 2540C	JDA	1	PASI-K
		EPA 9040	CMS	1	PASI-K
		EPA 9056	OL	3	PASI-K
60273590005	MW-305	EPA 6010	TDS	3	PASI-K
		EPA 6020	JGP	11	PASI-K
		EPA 7470	TDS	1	PASI-K
		SM 2540C	JDA	1	PASI-K
		EPA 9040	CMS	1	PASI-K
		EPA 9056	OL	3	PASI-K
60273590006	MW-306	EPA 6010	TDS	3	PASI-K
		EPA 6020	JGP	11	PASI-K
		EPA 7470	TDS	1	PASI-K
		SM 2540C	JDA	1	PASI-K
		EPA 9040	CMS	1	PASI-K
		EPA 9056	OL	3	PASI-K
60273590007	FIELD BLANK	EPA 6010	TDS	3	PASI-K

REPORT OF LABORATORY ANALYSIS

This report shall not be reproduced, except in full,
without the written consent of Pace Analytical Services, LLC.

SAMPLE ANALYTE COUNT

Project: SUTHERLAND GENERATING STATION

Pace Project No.: 60273590

Lab ID	Sample ID	Method	Analysts	Analytes Reported	Laboratory
		EPA 6020	JGP	11	PASI-K
		EPA 7470	TDS	1	PASI-K
		SM 2540C	JDA	1	PASI-K
		EPA 9040	CMS	1	PASI-K
		EPA 9056	OL	3	PASI-K

REPORT OF LABORATORY ANALYSIS

This report shall not be reproduced, except in full,
without the written consent of Pace Analytical Services, LLC.

ANALYTICAL RESULTS

Project: SUTHERLAND GENERATING STATION

Pace Project No.: 60273590

Sample: MW-301 **Lab ID: 60273590001** Collected: 06/26/18 13:39 Received: 06/27/18 08:30 Matrix: Water

Parameters	Results	Units	PQL	MDL	DF	Prepared	Analyzed	CAS No.	Qual
Field Data									
Analytical Method:									
Collected By	Client				1		06/26/18 13:39		
Field pH	7.50	Std. Units	0.10	0.050	1		06/26/18 13:39		
Field Temperature	14.6	deg C	0.50	0.25	1		06/26/18 13:39		
Field Specific Conductance	518	umhos/cm	1.0	1.0	1		06/26/18 13:39		
Field Oxidation Potential	227	mV			1		06/26/18 13:39		
Oxygen, Dissolved	3.07	mg/L			1		06/26/18 13:39	7782-44-7	
Turbidity	35.03	NTU	1.0	1.0	1		06/26/18 13:39		
Groundwater Elevation	856.24	feet			1		06/26/18 13:39		
6010 MET ICP									
Analytical Method: EPA 6010 Preparation Method: EPA 3010									
Boron	274	ug/L	100	12.5	1	06/28/18 10:40	07/10/18 22:27	7440-42-8	
Calcium	59.5	mg/L	0.20	0.054	1	06/28/18 10:40	07/10/18 22:27	7440-70-2	
Lithium	6.2J	ug/L	10.0	4.6	1	06/28/18 10:40	07/12/18 23:07	7439-93-2	
6020 MET ICPMS									
Analytical Method: EPA 6020 Preparation Method: EPA 3010									
Antimony	0.27J	ug/L	1.0	0.15	1	06/28/18 10:40	07/10/18 14:54	7440-36-0	
Arsenic	1.6	ug/L	1.0	0.15	1	06/28/18 10:40	07/10/18 14:54	7440-38-2	
Barium	137	ug/L	1.0	0.34	1	06/28/18 10:40	07/10/18 14:54	7440-39-3	
Beryllium	<0.12	ug/L	0.50	0.12	1	06/28/18 10:40	07/10/18 14:54	7440-41-7	
Cadmium	<0.070	ug/L	0.50	0.070	1	06/28/18 10:40	07/10/18 14:54	7440-43-9	
Chromium	2.6	ug/L	1.0	0.19	1	06/28/18 10:40	07/10/18 14:54	7440-47-3	
Cobalt	1.6	ug/L	1.0	0.15	1	06/28/18 10:40	07/10/18 14:54	7440-48-4	
Lead	1.5	ug/L	1.0	0.12	1	06/28/18 10:40	07/10/18 14:54	7439-92-1	
Molybdenum	8.5	ug/L	1.0	0.13	1	06/28/18 10:40	07/10/18 14:54	7439-98-7	
Selenium	2.3	ug/L	1.0	0.16	1	06/28/18 10:40	07/10/18 14:54	7782-49-2	
Thallium	<0.14	ug/L	1.0	0.14	1	06/28/18 10:40	07/10/18 14:54	7440-28-0	
7470 Mercury									
Analytical Method: EPA 7470 Preparation Method: EPA 7470									
Mercury	<0.090	ug/L	0.20	0.090	1	07/09/18 12:15	07/10/18 11:49	7439-97-6	
2540C Total Dissolved Solids									
Analytical Method: SM 2540C									
Total Dissolved Solids	326	mg/L	5.0	5.0	1		06/28/18 11:36		
9040 pH									
Analytical Method: EPA 9040									
pH	7.4	Std. Units	0.10	0.10	1		07/02/18 16:01		H6
9056 IC Anions									
Analytical Method: EPA 9056									
Chloride	6.0	mg/L	1.0	0.46	1		07/07/18 11:43	16887-00-6	
Fluoride	0.26	mg/L	0.20	0.063	1		07/07/18 11:43	16984-48-8	
Sulfate	46.9	mg/L	5.0	1.2	5		07/08/18 13:54	14808-79-8	

REPORT OF LABORATORY ANALYSIS

This report shall not be reproduced, except in full,
without the written consent of Pace Analytical Services, LLC.

ANALYTICAL RESULTS

Project: SUTHERLAND GENERATING STATION

Pace Project No.: 60273590

Sample: MW-302 **Lab ID: 60273590002** Collected: 06/26/18 12:31 Received: 06/27/18 08:30 Matrix: Water

Parameters	Results	Units	PQL	MDL	DF	Prepared	Analyzed	CAS No.	Qual
Field Data		Analytical Method:							
Collected By	Client				1		06/26/18 12:31		
Field pH	7.30	Std. Units	0.10	0.050	1		06/26/18 12:31		
Field Temperature	11.8	deg C	0.50	0.25	1		06/26/18 12:31		
Field Specific Conductance	603	umhos/cm	1.0	1.0	1		06/26/18 12:31		
Field Oxidation Potential	-51	mV			1		06/26/18 12:31		
Oxygen, Dissolved	.30	mg/L			1		06/26/18 12:31	7782-44-7	
Turbidity	2.85	NTU	1.0	1.0	1		06/26/18 12:31		
Groundwater Elevation	856.55	feet			1		06/26/18 12:31		
6010 MET ICP		Analytical Method: EPA 6010 Preparation Method: EPA 3010							
Boron	65.3J	ug/L	100	12.5	1	06/28/18 10:40	07/10/18 22:37	7440-42-8	
Calcium	69.9	mg/L	0.20	0.054	1	06/28/18 10:40	07/10/18 22:37	7440-70-2	
Lithium	<4.6	ug/L	10.0	4.6	1	06/28/18 10:40	07/13/18 19:00	7439-93-2	
6020 MET ICPMS		Analytical Method: EPA 6020 Preparation Method: EPA 3010							
Antimony	0.68J	ug/L	1.0	0.15	1	06/28/18 10:40	07/10/18 14:56	7440-36-0	
Arsenic	8.5	ug/L	1.0	0.15	1	06/28/18 10:40	07/10/18 14:56	7440-38-2	
Barium	124	ug/L	1.0	0.34	1	06/28/18 10:40	07/10/18 14:56	7440-39-3	
Beryllium	0.19J	ug/L	0.50	0.12	1	06/28/18 10:40	07/10/18 14:56	7440-41-7	
Cadmium	<0.070	ug/L	0.50	0.070	1	06/28/18 10:40	07/10/18 14:56	7440-43-9	
Chromium	0.26J	ug/L	1.0	0.19	1	06/28/18 10:40	07/10/18 14:56	7440-47-3	
Cobalt	5.7	ug/L	1.0	0.15	1	06/28/18 10:40	07/10/18 14:56	7440-48-4	
Lead	<0.12	ug/L	1.0	0.12	1	06/28/18 10:40	07/10/18 14:56	7439-92-1	
Molybdenum	0.68J	ug/L	1.0	0.13	1	06/28/18 10:40	07/10/18 14:56	7439-98-7	
Selenium	3.9	ug/L	1.0	0.16	1	06/28/18 10:40	07/10/18 14:56	7782-49-2	
Thallium	<0.14	ug/L	1.0	0.14	1	06/28/18 10:40	07/10/18 14:56	7440-28-0	
7470 Mercury		Analytical Method: EPA 7470 Preparation Method: EPA 7470							
Mercury	<0.090	ug/L	0.20	0.090	1	07/09/18 12:15	07/10/18 11:51	7439-97-6	
2540C Total Dissolved Solids		Analytical Method: SM 2540C							
Total Dissolved Solids	352	mg/L	5.0	5.0	1		06/28/18 11:36		
9040 pH		Analytical Method: EPA 9040							
pH	7.5	Std. Units	0.10	0.10	1		07/02/18 15:59		H6
9056 IC Anions		Analytical Method: EPA 9056							
Chloride	12.4	mg/L	1.0	0.46	1		07/07/18 11:56	16887-00-6	
Fluoride	0.21	mg/L	0.20	0.063	1		07/07/18 11:56	16984-48-8	
Sulfate	56.0	mg/L	5.0	1.2	5		07/08/18 14:07	14808-79-8	

REPORT OF LABORATORY ANALYSIS

This report shall not be reproduced, except in full,
without the written consent of Pace Analytical Services, LLC.

ANALYTICAL RESULTS

Project: SUTHERLAND GENERATING STATION

Pace Project No.: 60273590

Sample: MW-303 **Lab ID: 60273590003** Collected: 06/26/18 11:46 Received: 06/27/18 08:30 Matrix: Water

Parameters	Results	Units	PQL	MDL	DF	Prepared	Analyzed	CAS No.	Qual
Field Data									
Analytical Method:									
Collected By	Client				1		06/26/18 11:46		
Field pH	7.89	Std. Units	0.10	0.050	1		06/26/18 11:46		
Field Temperature	13.1	deg C	0.50	0.25	1		06/26/18 11:46		
Field Specific Conductance	921	umhos/cm	1.0	1.0	1		06/26/18 11:46		
Field Oxidation Potential	74	mV			1		06/26/18 11:46		
Oxygen, Dissolved	0.24	mg/L			1		06/26/18 11:46	7782-44-7	
Turbidity	3.04	NTU	1.0	1.0	1		06/26/18 11:46		
Groundwater Elevation	854.97	feet			1		06/26/18 11:46		
6010 MET ICP									
Analytical Method: EPA 6010 Preparation Method: EPA 3010									
Boron	989	ug/L	100	12.5	1	06/28/18 10:40	07/10/18 22:39	7440-42-8	
Calcium	106	mg/L	0.20	0.054	1	06/28/18 10:40	07/10/18 22:39	7440-70-2	
Lithium	37.9	ug/L	10.0	4.6	1	06/28/18 10:40	07/13/18 19:07	7439-93-2	
6020 MET ICPMS									
Analytical Method: EPA 6020 Preparation Method: EPA 3010									
Antimony	<0.15	ug/L	1.0	0.15	1	06/28/18 10:40	07/10/18 15:04	7440-36-0	
Arsenic	2.5	ug/L	1.0	0.15	1	06/28/18 10:40	07/10/18 15:04	7440-38-2	
Barium	32.6	ug/L	1.0	0.34	1	06/28/18 10:40	07/10/18 15:04	7440-39-3	
Beryllium	0.83	ug/L	0.50	0.12	1	06/28/18 10:40	07/10/18 15:04	7440-41-7	
Cadmium	0.073J	ug/L	0.50	0.070	1	06/28/18 10:40	07/10/18 15:04	7440-43-9	
Chromium	0.23J	ug/L	1.0	0.19	1	06/28/18 10:40	07/10/18 15:04	7440-47-3	
Cobalt	0.48J	ug/L	1.0	0.15	1	06/28/18 10:40	07/10/18 15:04	7440-48-4	
Lead	0.13J	ug/L	1.0	0.12	1	06/28/18 10:40	07/10/18 15:04	7439-92-1	
Molybdenum	22.6	ug/L	1.0	0.13	1	06/28/18 10:40	07/10/18 15:04	7439-98-7	
Selenium	0.61J	ug/L	1.0	0.16	1	06/28/18 10:40	07/10/18 15:04	7782-49-2	
Thallium	<0.14	ug/L	1.0	0.14	1	06/28/18 10:40	07/10/18 15:04	7440-28-0	
7470 Mercury									
Analytical Method: EPA 7470 Preparation Method: EPA 7470									
Mercury	<0.090	ug/L	0.20	0.090	1	07/09/18 12:15	07/10/18 11:53	7439-97-6	
2540C Total Dissolved Solids									
Analytical Method: SM 2540C									
Total Dissolved Solids	658	mg/L	5.0	5.0	1		06/28/18 11:36		
9040 pH									
Analytical Method: EPA 9040									
pH	8.1	Std. Units	0.10	0.10	1		07/02/18 15:55		H6
9056 IC Anions									
Analytical Method: EPA 9056									
Chloride	24.0	mg/L	2.0	0.92	2		07/08/18 14:20	16887-00-6	
Fluoride	0.46	mg/L	0.20	0.063	1		07/07/18 12:09	16984-48-8	
Sulfate	185	mg/L	20.0	4.7	20		07/08/18 14:33	14808-79-8	

REPORT OF LABORATORY ANALYSIS

This report shall not be reproduced, except in full,
without the written consent of Pace Analytical Services, LLC.

ANALYTICAL RESULTS

Project: SUTHERLAND GENERATING STATION

Pace Project No.: 60273590

Sample: MW-304 **Lab ID: 60273590004** Collected: 06/26/18 09:54 Received: 06/27/18 08:30 Matrix: Water

Parameters	Results	Units	PQL	MDL	DF	Prepared	Analyzed	CAS No.	Qual
Field Data		Analytical Method:							
Collected By	Client				1		06/26/18 09:54		
Field pH	7.24	Std. Units	0.10	0.050	1		06/26/18 09:54		
Field Temperature	11.2	deg C	0.50	0.25	1		06/26/18 09:54		
Field Specific Conductance	1076	umhos/cm	1.0	1.0	1		06/26/18 09:54		
Field Oxidation Potential	121	mV			1		06/26/18 09:54		
Oxygen, Dissolved	0.17	mg/L			1		06/26/18 09:54	7782-44-7	
Turbidity	3.68	NTU	1.0	1.0	1		06/26/18 09:54		
Groundwater Elevation	854.64	feet			1		06/26/18 09:54		
6010 MET ICP		Analytical Method: EPA 6010 Preparation Method: EPA 3010							
Boron	736	ug/L	100	12.5	1	06/28/18 10:40	07/10/18 22:41	7440-42-8	
Calcium	121	mg/L	0.20	0.054	1	06/28/18 10:40	07/10/18 22:41	7440-70-2	
Lithium	15.6	ug/L	10.0	4.6	1	06/28/18 10:40	07/13/18 19:09	7439-93-2	
6020 MET ICPMS		Analytical Method: EPA 6020 Preparation Method: EPA 3010							
Antimony	<0.15	ug/L	1.0	0.15	1	06/28/18 10:40	07/10/18 15:06	7440-36-0	
Arsenic	0.37J	ug/L	1.0	0.15	1	06/28/18 10:40	07/10/18 15:06	7440-38-2	
Barium	24.3	ug/L	1.0	0.34	1	06/28/18 10:40	07/10/18 15:06	7440-39-3	
Beryllium	0.69	ug/L	0.50	0.12	1	06/28/18 10:40	07/10/18 15:06	7440-41-7	
Cadmium	0.19J	ug/L	0.50	0.070	1	06/28/18 10:40	07/10/18 15:06	7440-43-9	
Chromium	0.60J	ug/L	1.0	0.19	1	06/28/18 10:40	07/10/18 15:06	7440-47-3	
Cobalt	0.22J	ug/L	1.0	0.15	1	06/28/18 10:40	07/10/18 15:06	7440-48-4	
Lead	0.35J	ug/L	1.0	0.12	1	06/28/18 10:40	07/10/18 15:06	7439-92-1	
Molybdenum	17.2	ug/L	1.0	0.13	1	06/28/18 10:40	07/10/18 15:06	7439-98-7	
Selenium	0.50J	ug/L	1.0	0.16	1	06/28/18 10:40	07/10/18 15:06	7782-49-2	
Thallium	<0.14	ug/L	1.0	0.14	1	06/28/18 10:40	07/10/18 15:06	7440-28-0	
7470 Mercury		Analytical Method: EPA 7470 Preparation Method: EPA 7470							
Mercury	<0.090	ug/L	0.20	0.090	1	07/09/18 12:15	07/10/18 11:55	7439-97-6	
2540C Total Dissolved Solids		Analytical Method: SM 2540C							
Total Dissolved Solids	782	mg/L	5.0	5.0	1		06/28/18 11:36		
9040 pH		Analytical Method: EPA 9040							
pH	7.5	Std. Units	0.10	0.10	1		07/02/18 15:52		H6
9056 IC Anions		Analytical Method: EPA 9056							
Chloride	32.1	mg/L	5.0	2.3	5		07/08/18 14:45	16887-00-6	
Fluoride	0.62	mg/L	0.20	0.063	1		07/07/18 12:21	16984-48-8	
Sulfate	339	mg/L	50.0	11.8	50		07/08/18 14:58	14808-79-8	

REPORT OF LABORATORY ANALYSIS

This report shall not be reproduced, except in full,
without the written consent of Pace Analytical Services, LLC.

ANALYTICAL RESULTS

Project: SUTHERLAND GENERATING STATION

Pace Project No.: 60273590

Sample: MW-305 **Lab ID: 60273590005** Collected: 06/26/18 09:06 Received: 06/27/18 08:30 Matrix: Water

Parameters	Results	Units	PQL	MDL	DF	Prepared	Analyzed	CAS No.	Qual
Field Data		Analytical Method:							
Collected By	Client				1		06/26/18 09:06		
Field pH	7.61	Std. Units	0.10	0.050	1		06/26/18 09:06		
Field Temperature	12.1	deg C	0.50	0.25	1		06/26/18 09:06		
Field Specific Conductance	939	umhos/cm	1.0	1.0	1		06/26/18 09:06		
Field Oxidation Potential	-102	mV			1		06/26/18 09:06		
Oxygen, Dissolved	0.21	mg/L			1		06/26/18 09:06	7782-44-7	
Turbidity	4.69	NTU	1.0	1.0	1		06/26/18 09:06		
Groundwater Elevation	854.55	feet			1		06/26/18 09:06		
6010 MET ICP		Analytical Method: EPA 6010 Preparation Method: EPA 3010							
Boron	1110	ug/L	100	12.5	1	06/28/18 10:40	07/10/18 22:44	7440-42-8	
Calcium	96.4	mg/L	0.20	0.054	1	06/28/18 10:40	07/10/18 22:44	7440-70-2	
Lithium	21.8	ug/L	10.0	4.6	1	06/28/18 10:40	07/13/18 19:11	7439-93-2	
6020 MET ICPMS		Analytical Method: EPA 6020 Preparation Method: EPA 3010							
Antimony	<0.15	ug/L	1.0	0.15	1	06/28/18 10:40	07/10/18 15:09	7440-36-0	
Arsenic	6.9	ug/L	1.0	0.15	1	06/28/18 10:40	07/10/18 15:09	7440-38-2	
Barium	36.1	ug/L	1.0	0.34	1	06/28/18 10:40	07/10/18 15:09	7440-39-3	
Beryllium	0.78	ug/L	0.50	0.12	1	06/28/18 10:40	07/10/18 15:09	7440-41-7	
Cadmium	<0.070	ug/L	0.50	0.070	1	06/28/18 10:40	07/10/18 15:09	7440-43-9	
Chromium	0.45J	ug/L	1.0	0.19	1	06/28/18 10:40	07/10/18 15:09	7440-47-3	
Cobalt	0.74J	ug/L	1.0	0.15	1	06/28/18 10:40	07/10/18 15:09	7440-48-4	
Lead	0.19J	ug/L	1.0	0.12	1	06/28/18 10:40	07/10/18 15:09	7439-92-1	
Molybdenum	29.3	ug/L	1.0	0.13	1	06/28/18 10:40	07/10/18 15:09	7439-98-7	
Selenium	0.59J	ug/L	1.0	0.16	1	06/28/18 10:40	07/10/18 15:09	7782-49-2	
Thallium	<0.14	ug/L	1.0	0.14	1	06/28/18 10:40	07/10/18 15:09	7440-28-0	
7470 Mercury		Analytical Method: EPA 7470 Preparation Method: EPA 7470							
Mercury	<0.090	ug/L	0.20	0.090	1	07/09/18 12:15	07/10/18 11:57	7439-97-6	
2540C Total Dissolved Solids		Analytical Method: SM 2540C							
Total Dissolved Solids	667	mg/L	5.0	5.0	1		06/28/18 11:36		
9040 pH		Analytical Method: EPA 9040							
pH	7.7	Std. Units	0.10	0.10	1		07/02/18 15:49		H6
9056 IC Anions		Analytical Method: EPA 9056							
Chloride	29.5	mg/L	5.0	2.3	5		07/08/18 15:11	16887-00-6	
Fluoride	0.64	mg/L	0.20	0.063	1		07/07/18 12:34	16984-48-8	
Sulfate	317	mg/L	50.0	11.8	50		07/08/18 15:24	14808-79-8	

REPORT OF LABORATORY ANALYSIS

This report shall not be reproduced, except in full,
without the written consent of Pace Analytical Services, LLC.

ANALYTICAL RESULTS

Project: SUTHERLAND GENERATING STATION

Pace Project No.: 60273590

Sample: MW-306 **Lab ID: 60273590006** Collected: 06/26/18 10:59 Received: 06/27/18 08:30 Matrix: Water

Parameters	Results	Units	PQL	MDL	DF	Prepared	Analyzed	CAS No.	Qual
Field Data		Analytical Method:							
Collected By	Client				1		06/26/18 10:59		
Field pH	7.74	Std. Units	0.10	0.050	1		06/26/18 10:59		
Field Temperature	12.9	deg C	0.50	0.25	1		06/26/18 10:59		
Field Specific Conductance	1395	umhos/cm	1.0	1.0	1		06/26/18 10:59		
Field Oxidation Potential	5	mV			1		06/26/18 10:59		
Oxygen, Dissolved	0.08	mg/L			1		06/26/18 10:59	7782-44-7	
Turbidity	0.72	NTU	1.0	1.0	1		06/26/18 10:59		
Groundwater Elevation	854.57	feet			1		06/26/18 10:59		
6010 MET ICP		Analytical Method: EPA 6010 Preparation Method: EPA 3010							
Boron	2090	ug/L	100	12.5	1	06/28/18 10:40	07/10/18 22:46	7440-42-8	
Calcium	172	mg/L	0.20	0.054	1	06/28/18 10:40	07/10/18 22:46	7440-70-2	
Lithium	29.9	ug/L	10.0	4.6	1	06/28/18 10:40	07/13/18 19:13	7439-93-2	
6020 MET ICPMS		Analytical Method: EPA 6020 Preparation Method: EPA 3010							
Antimony	<0.15	ug/L	1.0	0.15	1	06/28/18 10:40	07/10/18 15:11	7440-36-0	
Arsenic	3.3	ug/L	1.0	0.15	1	06/28/18 10:40	07/10/18 15:11	7440-38-2	
Barium	88.6	ug/L	1.0	0.34	1	06/28/18 10:40	07/10/18 15:11	7440-39-3	
Beryllium	0.49J	ug/L	0.50	0.12	1	06/28/18 10:40	07/10/18 15:11	7440-41-7	
Cadmium	<0.070	ug/L	0.50	0.070	1	06/28/18 10:40	07/10/18 15:11	7440-43-9	
Chromium	<0.19	ug/L	1.0	0.19	1	06/28/18 10:40	07/10/18 15:11	7440-47-3	
Cobalt	0.60J	ug/L	1.0	0.15	1	06/28/18 10:40	07/10/18 15:11	7440-48-4	
Lead	<0.12	ug/L	1.0	0.12	1	06/28/18 10:40	07/10/18 15:11	7439-92-1	
Molybdenum	36.1	ug/L	1.0	0.13	1	06/28/18 10:40	07/10/18 15:11	7439-98-7	
Selenium	0.38J	ug/L	1.0	0.16	1	06/28/18 10:40	07/10/18 15:11	7782-49-2	
Thallium	<0.14	ug/L	1.0	0.14	1	06/28/18 10:40	07/10/18 15:11	7440-28-0	
7470 Mercury		Analytical Method: EPA 7470 Preparation Method: EPA 7470							
Mercury	<0.090	ug/L	0.20	0.090	1	07/09/18 12:15	07/10/18 12:00	7439-97-6	
2540C Total Dissolved Solids		Analytical Method: SM 2540C							
Total Dissolved Solids	1110	mg/L	5.0	5.0	1		06/28/18 11:36		
9040 pH		Analytical Method: EPA 9040							
pH	7.8	Std. Units	0.10	0.10	1		07/02/18 15:54		H6
9056 IC Anions		Analytical Method: EPA 9056							
Chloride	30.2	mg/L	5.0	2.3	5		07/08/18 15:37	16887-00-6	
Fluoride	0.50	mg/L	0.20	0.063	1		07/07/18 12:47	16984-48-8	
Sulfate	639	mg/L	50.0	11.8	50		07/08/18 16:15	14808-79-8	

REPORT OF LABORATORY ANALYSIS

This report shall not be reproduced, except in full,
without the written consent of Pace Analytical Services, LLC.

ANALYTICAL RESULTS

Project: SUTHERLAND GENERATING STATION

Pace Project No.: 60273590

Sample: FIELD BLANK **Lab ID: 60273590007** Collected: 06/26/18 12:20 Received: 06/27/18 08:30 Matrix: Water

Parameters	Results	Units	PQL	MDL	DF	Prepared	Analyzed	CAS No.	Qual
6010 MET ICP Analytical Method: EPA 6010 Preparation Method: EPA 3010									
Boron	<12.5	ug/L	100	12.5	1	06/28/18 10:40	07/10/18 22:48	7440-42-8	
Calcium	<0.054	mg/L	0.20	0.054	1	06/28/18 10:40	07/10/18 22:48	7440-70-2	
Lithium	<4.6	ug/L	10.0	4.6	1	06/28/18 10:40	07/13/18 19:15	7439-93-2	
6020 MET ICPMS Analytical Method: EPA 6020 Preparation Method: EPA 3010									
Antimony	<0.15	ug/L	1.0	0.15	1	06/28/18 10:40	07/10/18 15:19	7440-36-0	
Arsenic	<0.15	ug/L	1.0	0.15	1	06/28/18 10:40	07/10/18 15:19	7440-38-2	
Barium	<0.34	ug/L	1.0	0.34	1	06/28/18 10:40	07/10/18 15:19	7440-39-3	
Beryllium	<0.12	ug/L	0.50	0.12	1	06/28/18 10:40	07/10/18 15:19	7440-41-7	
Cadmium	<0.070	ug/L	0.50	0.070	1	06/28/18 10:40	07/10/18 15:19	7440-43-9	
Chromium	<0.19	ug/L	1.0	0.19	1	06/28/18 10:40	07/10/18 15:19	7440-47-3	
Cobalt	<0.15	ug/L	1.0	0.15	1	06/28/18 10:40	07/10/18 15:19	7440-48-4	
Lead	<0.12	ug/L	1.0	0.12	1	06/28/18 10:40	07/10/18 15:19	7439-92-1	
Molybdenum	<0.13	ug/L	1.0	0.13	1	06/28/18 10:40	07/10/18 15:19	7439-98-7	
Selenium	<0.16	ug/L	1.0	0.16	1	06/28/18 10:40	07/10/18 15:19	7782-49-2	
Thallium	<0.14	ug/L	1.0	0.14	1	06/28/18 10:40	07/10/18 15:19	7440-28-0	
7470 Mercury Analytical Method: EPA 7470 Preparation Method: EPA 7470									
Mercury	<0.090	ug/L	0.20	0.090	1	07/09/18 12:15	07/10/18 12:07	7439-97-6	M1
2540C Total Dissolved Solids Analytical Method: SM 2540C									
Total Dissolved Solids	<5.0	mg/L	5.0	5.0	1		06/29/18 13:24		
9040 pH Analytical Method: EPA 9040									
pH	6.1	Std. Units	0.10	0.10	1		07/02/18 15:57		H6
9056 IC Anions Analytical Method: EPA 9056									
Chloride	<0.46	mg/L	1.0	0.46	1		07/07/18 11:31	16887-00-6	
Fluoride	<0.063	mg/L	0.20	0.063	1		07/07/18 11:31	16984-48-8	
Sulfate	<0.24	mg/L	1.0	0.24	1		07/07/18 11:31	14808-79-8	

REPORT OF LABORATORY ANALYSIS

This report shall not be reproduced, except in full,
without the written consent of Pace Analytical Services, LLC.

QUALITY CONTROL DATA

Project: SUTHERLAND GENERATING STATION

Pace Project No.: 60273590

QC Batch: 533442 Analysis Method: EPA 7470
 QC Batch Method: EPA 7470 Analysis Description: 7470 Mercury
 Associated Lab Samples: 60273590001, 60273590002, 60273590003, 60273590004, 60273590005, 60273590006, 60273590007

METHOD BLANK: 2184861 Matrix: Water
 Associated Lab Samples: 60273590001, 60273590002, 60273590003, 60273590004, 60273590005, 60273590006, 60273590007

Parameter	Units	Blank Result	Reporting Limit	MDL	Analyzed	Qualifiers
Mercury	ug/L	<0.090	0.20	0.090	07/10/18 11:44	

LABORATORY CONTROL SAMPLE: 2184862

Parameter	Units	Spike Conc.	LCS Result	LCS % Rec	% Rec Limits	Qualifiers
Mercury	ug/L	5	4.3	85	80-120	

MATRIX SPIKE & MATRIX SPIKE DUPLICATE: 2184863 2184864

Parameter	Units	60273590007 Result	MS Spike Conc.	MSD Spike Conc.	MS Result	MSD Result	MS % Rec	MSD % Rec	% Rec Limits	RPD	Max RPD	Qual
Mercury	ug/L	<0.090	5	5	1.8	1.8	35	36	75-125	2	20	M1

Results presented on this page are in the units indicated by the "Units" column except where an alternate unit is presented to the right of the result.

REPORT OF LABORATORY ANALYSIS

This report shall not be reproduced, except in full,
 without the written consent of Pace Analytical Services, LLC.

QUALITY CONTROL DATA

Project: SUTHERLAND GENERATING STATION

Pace Project No.: 60273590

QC Batch: 532103 Analysis Method: EPA 6010
 QC Batch Method: EPA 3010 Analysis Description: 6010 MET
 Associated Lab Samples: 60273590001, 60273590002, 60273590003, 60273590004, 60273590005, 60273590006, 60273590007

METHOD BLANK: 2179113 Matrix: Water
 Associated Lab Samples: 60273590001, 60273590002, 60273590003, 60273590004, 60273590005, 60273590006, 60273590007

Parameter	Units	Blank Result	Reporting Limit	MDL	Analyzed	Qualifiers
Boron	ug/L	<12.5	100	12.5	07/10/18 22:25	
Calcium	mg/L	<0.054	0.20	0.054	07/10/18 22:25	
Lithium	ug/L	<4.6	10.0	4.6	07/12/18 23:05	

LABORATORY CONTROL SAMPLE: 2179114

Parameter	Units	Spike Conc.	LCS Result	LCS % Rec	% Rec Limits	Qualifiers
Boron	ug/L	1000	1060	106	80-120	
Calcium	mg/L	10	9.3	93	80-120	
Lithium	ug/L	1000	1090	109	80-120	

MATRIX SPIKE & MATRIX SPIKE DUPLICATE: 2179115 2179116

Parameter	Units	60273590001		2179116		MS		MSD		% Rec Limits	RPD	Max RPD	Qual
		Result	MS Spike Conc.	MS Result	MSD Result	MS % Rec	MSD % Rec						
Boron	ug/L	274	1000	1340	1340	106	106	75-125	0	20			
Calcium	mg/L	59.5	10	69.3	69.4	98	99	75-125	0	20			
Lithium	ug/L	6.2J	1000	1130	1040	112	103	75-125	8	20			

Results presented on this page are in the units indicated by the "Units" column except where an alternate unit is presented to the right of the result.

REPORT OF LABORATORY ANALYSIS

This report shall not be reproduced, except in full,
 without the written consent of Pace Analytical Services, LLC.

QUALITY CONTROL DATA

Project: SUTHERLAND GENERATING STATION

Pace Project No.: 60273590

QC Batch:	532104	Analysis Method:	EPA 6020
QC Batch Method:	EPA 3010	Analysis Description:	6020 MET
Associated Lab Samples:	60273590001, 60273590002, 60273590003, 60273590004, 60273590005, 60273590006, 60273590007		

METHOD BLANK: 2179117 Matrix: Water
Associated Lab Samples: 60273590001, 60273590002, 60273590003, 60273590004, 60273590005, 60273590006, 60273590007

Parameter	Units	Blank Result	Reporting Limit	MDL	Analyzed	Qualifiers
Antimony	ug/L	<0.15	1.0	0.15	07/10/18 14:49	
Arsenic	ug/L	<0.15	1.0	0.15	07/10/18 14:49	
Barium	ug/L	<0.34	1.0	0.34	07/10/18 14:49	
Beryllium	ug/L	<0.12	0.50	0.12	07/10/18 14:49	
Cadmium	ug/L	<0.070	0.50	0.070	07/10/18 14:49	
Chromium	ug/L	<0.19	1.0	0.19	07/10/18 14:49	
Cobalt	ug/L	<0.15	1.0	0.15	07/10/18 14:49	
Lead	ug/L	<0.12	1.0	0.12	07/10/18 14:49	
Molybdenum	ug/L	<0.13	1.0	0.13	07/10/18 14:49	
Selenium	ug/L	<0.16	1.0	0.16	07/10/18 14:49	
Thallium	ug/L	<0.14	1.0	0.14	07/10/18 14:49	

LABORATORY CONTROL SAMPLE: 2179118

Parameter	Units	Spike Conc.	LCS Result	LCS % Rec	% Rec Limits	Qualifiers
Antimony	ug/L	40	40.4	101	80-120	
Arsenic	ug/L	40	37.6	94	80-120	
Barium	ug/L	40	41.4	104	80-120	
Beryllium	ug/L	40	39.1	98	80-120	
Cadmium	ug/L	40	38.5	96	80-120	
Chromium	ug/L	40	40.0	100	80-120	
Cobalt	ug/L	40	37.7	94	80-120	
Lead	ug/L	40	41.0	103	80-120	
Molybdenum	ug/L	40	36.9	92	80-120	
Selenium	ug/L	40	39.3	98	80-120	
Thallium	ug/L	40	38.4	96	80-120	

MATRIX SPIKE & MATRIX SPIKE DUPLICATE: 2179119 2179120

Parameter	Units	MS		MSD		MS % Rec	MSD % Rec	% Rec Limits	RPD	Max RPD	Qual	
		60273590002 Result	Spike Conc.	Spike Conc.	MS Result							MSD Result
Antimony	ug/L	0.68J	40	40	40.6	40.2	100	99	75-125	1	20	
Arsenic	ug/L	8.5	40	40	46.2	45.9	94	93	75-125	1	20	
Barium	ug/L	124	40	40	169	169	110	112	75-125	0	20	
Beryllium	ug/L	0.19J	40	40	36.6	36.6	91	91	75-125	0	20	
Cadmium	ug/L	<0.070	40	40	36.4	36.2	91	90	75-125	1	20	
Chromium	ug/L	0.26J	40	40	39.6	39.7	98	99	75-125	0	20	
Cobalt	ug/L	5.7	40	40	41.7	41.6	90	90	75-125	0	20	

Results presented on this page are in the units indicated by the "Units" column except where an alternate unit is presented to the right of the result.

REPORT OF LABORATORY ANALYSIS

This report shall not be reproduced, except in full,
without the written consent of Pace Analytical Services, LLC.

QUALITY CONTROL DATA

Project: SUTHERLAND GENERATING STATION

Pace Project No.: 60273590

Parameter	Units	2179119		2179120		MS Result	MSD Result	MS % Rec	MSD % Rec	% Rec Limits	Max RPD	RPD	Qual
		60273590002 Result	MS Spike Conc.	MSD Spike Conc.									
Lead	ug/L	<0.12	40	40	37.9	38.3	94	95	75-125	1	20		
Molybdenum	ug/L	0.68J	40	40	37.6	37.3	92	92	75-125	1	20		
Selenium	ug/L	3.9	40	40	41.5	41.3	94	94	75-125	0	20		
Thallium	ug/L	<0.14	40	40	36.9	36.9	92	92	75-125	0	20		

Results presented on this page are in the units indicated by the "Units" column except where an alternate unit is presented to the right of the result.

REPORT OF LABORATORY ANALYSIS

This report shall not be reproduced, except in full,
without the written consent of Pace Analytical Services, LLC.

QUALITY CONTROL DATA

Project: SUTHERLAND GENERATING STATION

Pace Project No.: 60273590

QC Batch: 532115 Analysis Method: SM 2540C
 QC Batch Method: SM 2540C Analysis Description: 2540C Total Dissolved Solids
 Associated Lab Samples: 60273590001, 60273590002, 60273590003, 60273590004, 60273590005, 60273590006

METHOD BLANK: 2179147 Matrix: Water
 Associated Lab Samples: 60273590001, 60273590002, 60273590003, 60273590004, 60273590005, 60273590006

Parameter	Units	Blank Result	Reporting Limit	MDL	Analyzed	Qualifiers
Total Dissolved Solids	mg/L	<5.0	5.0	5.0	06/28/18 11:35	

LABORATORY CONTROL SAMPLE: 2179148

Parameter	Units	Spike Conc.	LCS Result	LCS % Rec	% Rec Limits	Qualifiers
Total Dissolved Solids	mg/L	1000	1010	101	80-120	

SAMPLE DUPLICATE: 2179149

Parameter	Units	60273643001 Result	Dup Result	RPD	Max RPD	Qualifiers
Total Dissolved Solids	mg/L	8090	7910	2	10	

SAMPLE DUPLICATE: 2179150

Parameter	Units	60273530003 Result	Dup Result	RPD	Max RPD	Qualifiers
Total Dissolved Solids	mg/L	815	817	0	10	

Results presented on this page are in the units indicated by the "Units" column except where an alternate unit is presented to the right of the result.

REPORT OF LABORATORY ANALYSIS

This report shall not be reproduced, except in full,
 without the written consent of Pace Analytical Services, LLC.

QUALITY CONTROL DATA

Project: SUTHERLAND GENERATING STATION

Pace Project No.: 60273590

QC Batch: 532300

Analysis Method: SM 2540C

QC Batch Method: SM 2540C

Analysis Description: 2540C Total Dissolved Solids

Associated Lab Samples: 60273590007

METHOD BLANK: 2180073

Matrix: Water

Associated Lab Samples: 60273590007

Parameter	Units	Blank Result	Reporting Limit	MDL	Analyzed	Qualifiers
Total Dissolved Solids	mg/L	<5.0	5.0	5.0	06/29/18 13:24	

LABORATORY CONTROL SAMPLE: 2180074

Parameter	Units	Spike Conc.	LCS Result	LCS % Rec	% Rec Limits	Qualifiers
Total Dissolved Solids	mg/L	1000	998	100	80-120	

SAMPLE DUPLICATE: 2180075

Parameter	Units	60273534001 Result	Dup Result	RPD	Max RPD	Qualifiers
Total Dissolved Solids	mg/L	756	755	0	10	

SAMPLE DUPLICATE: 2180076

Parameter	Units	60273664002 Result	Dup Result	RPD	Max RPD	Qualifiers
Total Dissolved Solids	mg/L	519	523	1	10	

Results presented on this page are in the units indicated by the "Units" column except where an alternate unit is presented to the right of the result.

REPORT OF LABORATORY ANALYSIS

This report shall not be reproduced, except in full,
without the written consent of Pace Analytical Services, LLC.

QUALITY CONTROL DATA

Project: SUTHERLAND GENERATING STATION

Pace Project No.: 60273590

QC Batch: 532487 Analysis Method: EPA 9040

QC Batch Method: EPA 9040 Analysis Description: 9040 pH

Associated Lab Samples: 60273590001, 60273590002, 60273590003, 60273590004, 60273590005, 60273590006, 60273590007

SAMPLE DUPLICATE: 2181274

Parameter	Units	60273590005 Result	Dup Result	RPD	Max RPD	Qualifiers
pH	Std. Units	7.7	7.8	0	10	H6

Results presented on this page are in the units indicated by the "Units" column except where an alternate unit is presented to the right of the result.

REPORT OF LABORATORY ANALYSIS

This report shall not be reproduced, except in full,
without the written consent of Pace Analytical Services, LLC.

QUALITY CONTROL DATA

Project: SUTHERLAND GENERATING STATION

Pace Project No.: 60273590

QC Batch:	533311	Analysis Method:	EPA 9056
QC Batch Method:	EPA 9056	Analysis Description:	9056 IC Anions
Associated Lab Samples:	60273590001, 60273590002, 60273590003, 60273590004, 60273590005, 60273590006, 60273590007		

METHOD BLANK: 2184280 Matrix: Water
Associated Lab Samples: 60273590001, 60273590002, 60273590003, 60273590004, 60273590005, 60273590006, 60273590007

Parameter	Units	Blank Result	Reporting Limit	MDL	Analyzed	Qualifiers
Chloride	mg/L	<0.46	1.0	0.46	07/07/18 08:48	
Fluoride	mg/L	<0.063	0.20	0.063	07/07/18 08:48	
Sulfate	mg/L	<0.24	1.0	0.24	07/07/18 08:48	

LABORATORY CONTROL SAMPLE: 2184281

Parameter	Units	Spike Conc.	LCS Result	LCS % Rec	% Rec Limits	Qualifiers
Chloride	mg/L	5	4.7	95	80-120	
Fluoride	mg/L	2.5	2.4	97	80-120	
Sulfate	mg/L	5	4.9	98	80-120	

Results presented on this page are in the units indicated by the "Units" column except where an alternate unit is presented to the right of the result.

REPORT OF LABORATORY ANALYSIS

This report shall not be reproduced, except in full,
without the written consent of Pace Analytical Services, LLC.

QUALITY CONTROL DATA

Project: SUTHERLAND GENERATING STATION

Pace Project No.: 60273590

QC Batch: 533334 Analysis Method: EPA 9056
 QC Batch Method: EPA 9056 Analysis Description: 9056 IC Anions
 Associated Lab Samples: 60273590001, 60273590002, 60273590003, 60273590004, 60273590005, 60273590006

METHOD BLANK: 2184573 Matrix: Water
 Associated Lab Samples: 60273590001, 60273590002, 60273590003, 60273590004, 60273590005, 60273590006

Parameter	Units	Blank Result	Reporting Limit	MDL	Analyzed	Qualifiers
Chloride	mg/L	<0.46	1.0	0.46	07/08/18 11:08	
Sulfate	mg/L	<0.24	1.0	0.24	07/08/18 11:08	

LABORATORY CONTROL SAMPLE: 2184574

Parameter	Units	Spike Conc.	LCS Result	LCS % Rec	% Rec Limits	Qualifiers
Chloride	mg/L	5	4.8	95	80-120	
Sulfate	mg/L	5	4.9	98	80-120	

MATRIX SPIKE & MATRIX SPIKE DUPLICATE: 2184575 2184576

Parameter	Units	60273534001 Result	MS Spike Conc.	MSD Spike Conc.	MS Result	MSD Result	MS % Rec	MSD % Rec	% Rec Limits	RPD	Max RPD	Qual
Chloride	mg/L	7.0	5	5	12.1	12.2	102	103	80-120	1	15	
Sulfate	mg/L	1.2	5	5	6.2	6.2	100	100	80-120	1	15	

SAMPLE DUPLICATE: 2184577

Parameter	Units	60273534002 Result	Dup Result	RPD	Max RPD	Qualifiers
Chloride	mg/L	ND	<23.1		15	
Sulfate	mg/L	693	691	0	15	

Results presented on this page are in the units indicated by the "Units" column except where an alternate unit is presented to the right of the result.

REPORT OF LABORATORY ANALYSIS

This report shall not be reproduced, except in full,
 without the written consent of Pace Analytical Services, LLC.

QUALIFIERS

Project: SUTHERLAND GENERATING STATION

Pace Project No.: 60273590

DEFINITIONS

DF - Dilution Factor, if reported, represents the factor applied to the reported data due to dilution of the sample aliquot.

ND - Not Detected at or above adjusted reporting limit.

TNTC - Too Numerous To Count

J - Estimated concentration above the adjusted method detection limit and below the adjusted reporting limit.

MDL - Adjusted Method Detection Limit.

PQL - Practical Quantitation Limit.

RL - Reporting Limit - The lowest concentration value that meets project requirements for quantitative data with known precision and bias for a specific analyte in a specific matrix.

S - Surrogate

1,2-Diphenylhydrazine decomposes to and cannot be separated from Azobenzene using Method 8270. The result for each analyte is a combined concentration.

Consistent with EPA guidelines, unrounded data are displayed and have been used to calculate % recovery and RPD values.

LCS(D) - Laboratory Control Sample (Duplicate)

MS(D) - Matrix Spike (Duplicate)

DUP - Sample Duplicate

RPD - Relative Percent Difference

NC - Not Calculable.

SG - Silica Gel - Clean-Up

U - Indicates the compound was analyzed for, but not detected.

N-Nitrosodiphenylamine decomposes and cannot be separated from Diphenylamine using Method 8270. The result reported for each analyte is a combined concentration.

Pace Analytical is TNI accredited. Contact your Pace PM for the current list of accredited analytes.

TNI - The NELAC Institute.

LABORATORIES

PASI-K Pace Analytical Services - Kansas City

WORKORDER QUALIFIERS

WO: 60273590

[1] Rev. 1 7/17/2018

[2] Lab error- manual data entry error

[3] Corrected groundwater elevation value on MW-301

ANALYTE QUALIFIERS

H6 Analysis initiated outside of the 15 minute EPA required holding time.

M1 Matrix spike recovery exceeded QC limits. Batch accepted based on laboratory control sample (LCS) recovery.

REPORT OF LABORATORY ANALYSIS

This report shall not be reproduced, except in full,
without the written consent of Pace Analytical Services, LLC.

QUALITY CONTROL DATA CROSS REFERENCE TABLE

Project: SUTHERLAND GENERATING STATION

Pace Project No.: 60273590

Lab ID	Sample ID	QC Batch Method	QC Batch	Analytical Method	Analytical Batch
60273590001	MW-301		532341		
60273590002	MW-302		532341		
60273590003	MW-303		532341		
60273590004	MW-304		532341		
60273590005	MW-305		532341		
60273590006	MW-306		532341		
60273590001	MW-301	EPA 3010	532103	EPA 6010	532167
60273590002	MW-302	EPA 3010	532103	EPA 6010	532167
60273590003	MW-303	EPA 3010	532103	EPA 6010	532167
60273590004	MW-304	EPA 3010	532103	EPA 6010	532167
60273590005	MW-305	EPA 3010	532103	EPA 6010	532167
60273590006	MW-306	EPA 3010	532103	EPA 6010	532167
60273590007	FIELD BLANK	EPA 3010	532103	EPA 6010	532167
60273590001	MW-301	EPA 3010	532104	EPA 6020	532168
60273590002	MW-302	EPA 3010	532104	EPA 6020	532168
60273590003	MW-303	EPA 3010	532104	EPA 6020	532168
60273590004	MW-304	EPA 3010	532104	EPA 6020	532168
60273590005	MW-305	EPA 3010	532104	EPA 6020	532168
60273590006	MW-306	EPA 3010	532104	EPA 6020	532168
60273590007	FIELD BLANK	EPA 3010	532104	EPA 6020	532168
60273590001	MW-301	EPA 7470	533442	EPA 7470	533444
60273590002	MW-302	EPA 7470	533442	EPA 7470	533444
60273590003	MW-303	EPA 7470	533442	EPA 7470	533444
60273590004	MW-304	EPA 7470	533442	EPA 7470	533444
60273590005	MW-305	EPA 7470	533442	EPA 7470	533444
60273590006	MW-306	EPA 7470	533442	EPA 7470	533444
60273590007	FIELD BLANK	EPA 7470	533442	EPA 7470	533444
60273590001	MW-301	SM 2540C	532115		
60273590002	MW-302	SM 2540C	532115		
60273590003	MW-303	SM 2540C	532115		
60273590004	MW-304	SM 2540C	532115		
60273590005	MW-305	SM 2540C	532115		
60273590006	MW-306	SM 2540C	532115		
60273590007	FIELD BLANK	SM 2540C	532300		
60273590001	MW-301	EPA 9040	532487		
60273590002	MW-302	EPA 9040	532487		
60273590003	MW-303	EPA 9040	532487		
60273590004	MW-304	EPA 9040	532487		
60273590005	MW-305	EPA 9040	532487		
60273590006	MW-306	EPA 9040	532487		
60273590007	FIELD BLANK	EPA 9040	532487		
60273590001	MW-301	EPA 9056	533311		
60273590001	MW-301	EPA 9056	533334		
60273590002	MW-302	EPA 9056	533311		

REPORT OF LABORATORY ANALYSIS

This report shall not be reproduced, except in full,
without the written consent of Pace Analytical Services, LLC.

QUALITY CONTROL DATA CROSS REFERENCE TABLE

Project: SUTHERLAND GENERATING STATION

Pace Project No.: 60273590

Lab ID	Sample ID	QC Batch Method	QC Batch	Analytical Method	Analytical Batch
60273590002	MW-302	EPA 9056	533334		
60273590003	MW-303	EPA 9056	533311		
60273590003	MW-303	EPA 9056	533334		
60273590004	MW-304	EPA 9056	533311		
60273590004	MW-304	EPA 9056	533334		
60273590005	MW-305	EPA 9056	533311		
60273590005	MW-305	EPA 9056	533334		
60273590006	MW-306	EPA 9056	533311		
60273590006	MW-306	EPA 9056	533334		
60273590007	FIELD BLANK	EPA 9056	533311		

REPORT OF LABORATORY ANALYSIS

This report shall not be reproduced, except in full,
without the written consent of Pace Analytical Services, LLC.



Sample Condition Upon Receipt

WO#: 60273590



Client Name: SLS

Courier: FedEx UPS VIA Clay PEX ECI Pace Xroads Client Other

Tracking #: 4368 7277 1884 Pace Shipping Label Used? Yes No

Custody Seal on Cooler/Box Present: Yes No Seals intact: Yes No

Packing Material: Bubble Wrap Bubble Bags Foam None Other

Thermometer Used: 301 Type of Ice: Wet Blue None

Cooler Temperature (°C): As-read 3.8 Corr. Factor H₂O Corrected 4.3

Date and initials of person examining contents: HK
JBG/27

Temperature should be above freezing to 6°C

Chain of Custody present:	<input checked="" type="checkbox"/> Yes <input type="checkbox"/> No <input type="checkbox"/> N/A	
Chain of Custody relinquished:	<input checked="" type="checkbox"/> Yes <input type="checkbox"/> No <input type="checkbox"/> N/A	
Samples arrived within holding time:	<input checked="" type="checkbox"/> Yes <input type="checkbox"/> No <input type="checkbox"/> N/A	
Short Hold Time analyses (<72hr):	<input checked="" type="checkbox"/> Yes <input type="checkbox"/> No <input type="checkbox"/> N/A	<u>pH</u>
Rush Turn Around Time requested:	<input type="checkbox"/> Yes <input checked="" type="checkbox"/> No <input type="checkbox"/> N/A	
Sufficient volume:	<input checked="" type="checkbox"/> Yes <input type="checkbox"/> No <input type="checkbox"/> N/A	
Correct containers used:	<input checked="" type="checkbox"/> Yes <input type="checkbox"/> No <input type="checkbox"/> N/A	
Pace containers used:	<input checked="" type="checkbox"/> Yes <input type="checkbox"/> No <input type="checkbox"/> N/A	
Containers intact:	<input checked="" type="checkbox"/> Yes <input type="checkbox"/> No <input type="checkbox"/> N/A	
Unpreserved 5035A / TX1005/1006 soils frozen in 48hrs?	<input type="checkbox"/> Yes <input type="checkbox"/> No <input checked="" type="checkbox"/> N/A	
Filtered volume received for dissolved tests?	<input type="checkbox"/> Yes <input type="checkbox"/> No <input checked="" type="checkbox"/> N/A	
Sample labels match COC: Date / time / ID / analyses	<input checked="" type="checkbox"/> Yes <input type="checkbox"/> No <input type="checkbox"/> N/A	
Samples contain multiple phases? Matrix: <u>WT</u>	<input type="checkbox"/> Yes <input checked="" type="checkbox"/> No <input type="checkbox"/> N/A	
Containers requiring pH preservation in compliance? (HNO ₃ , H ₂ SO ₄ , HCl<2; NaOH>9 Sulfide, NaOH>10 Cyanide) (Exceptions: VOA, Micro, O&G, KS TPH, OK-DRO)	<input type="checkbox"/> Yes <input type="checkbox"/> No <input checked="" type="checkbox"/> N/A	List sample IDs, volumes, lot #'s of preservative and the date/time added.
Cyanide water sample checks:		
Lead acetate strip turns dark? (Record only)	<input type="checkbox"/> Yes <input type="checkbox"/> No	
Potassium iodide test strip turns blue/purple? (Preserve)	<input type="checkbox"/> Yes <input type="checkbox"/> No	
Trip Blank present:	<input type="checkbox"/> Yes <input type="checkbox"/> No <input checked="" type="checkbox"/> N/A	
Headspace in VOA vials (>6mm):	<input type="checkbox"/> Yes <input type="checkbox"/> No <input checked="" type="checkbox"/> N/A	
Samples from USDA Regulated Area: State:	<input type="checkbox"/> Yes <input type="checkbox"/> No <input checked="" type="checkbox"/> N/A	
Additional labels attached to 5035A / TX1005 vials in the field?	<input type="checkbox"/> Yes <input type="checkbox"/> No <input checked="" type="checkbox"/> N/A	

Client Notification/ Resolution: Copy COC to Client? Y / N Field Data Required? Y / N

Person Contacted: _____ Date/Time: _____

Comments/ Resolution: _____

Project Manager Review: HWK Date: 6-28-2018



CHAIN-OF-CUSTODY / Analytical Request Document

The Chain-of-Custody is a LEGAL DOCUMENT. All relevant fields must be completed accurately.

Page: _____ of _____

Section A Required Client Information:		Section B Required Project Information:		Section C Invoice Information:	
Company: SCS Engineers	Report To: Meghan Blodgett	Copy To: Tom Karwaski	Company Name: SCS Engineers	Attention: Meghan Blodgett/Jess Valcheff	REGULATORY AGENCY
Address: 2830 Dairy Drive	Purchase Order No.:	Project Name: Sutherland Generating Station	Address:	Company Reference:	<input type="checkbox"/> NPDES <input type="checkbox"/> GROUND WATER <input type="checkbox"/> DRINKING WATER
Email To: mblodgett@scsengineers.com	Project Number: 25218062.00.	Project Number: 25218062.00.	Pace Project Reference:	Site Location	<input type="checkbox"/> UST <input type="checkbox"/> RCRA <input type="checkbox"/> OTHER
Phone: 608-216-7362	Matrix Code (see valid codes to left)	Matrix Code (see valid codes to left)	State: IA	Requested Analysis Filtered (Y/N)	
Requested Due Date/TAT:	Valid Matrix Codes	Valid Matrix Codes			

ITEM #	SAMPLE ID (A-Z, 0-9 / -)	SAMPLE TYPE (G=GRAB C=COMP)	COLLECTED		DATE	TIME	DATE	TIME	ACCEPTED BY / AFFILIATION	DATE	TIME	SAMPLE CONDITIONS	Temp in °C	Received on Ice (Y/N)	Custody Sealed (Y/N)	Cooler (Y/N)	Samples Intact (Y/N)		
			COMPOSITE START	COMPOSITE END/GRAB															
1	MW-301	WT G	xxx	6/24/18	1339	3	1	2	H ₂ SO ₄	Unpreserved	5010 Total Metals: B-Ca-Li	X	X	X	X	X	X	X	60273560
2	MW-302	WT G	xxx	6/26/18	1231	3	1	2	HCl		5020 Total Metals *	X	X	X	X	X	X	X	
3	MW-303	WT G	xxx	6/24/18	1146	3	1	2	NaOH		7470 Total Mercury	X	X	X	X	X	X	X	
4	MW-304	WT G	xxx	6/24/18	0954	3	1	2	HNO ₃		3056 Chloride-Fluoride-Sulfate	X	X	X	X	X	X	X	
5	MW-305	WT G	xxx	6/24/18	0906	3	1	2	Methanol		3040 pH	X	X	X	X	X	X	X	
6	MW-306	WT G	xxx	6/26/18	1059	3	1	2	Other		25400 TDS	X	X	X	X	X	X	X	
7	FIELD BLANK	WT G	xxx	6/24/18	1220	3	1	2				X	X	X	X	X	X	X	

ADDITIONAL COMMENTS	RELINQUISHED BY / AFFILIATION	DATE	TIME	ACCEPTED BY / AFFILIATION	DATE	TIME	SAMPLE CONDITIONS
Ship To: 9608 Lorret Boulevard, Lenexa, KS 66219	Charlene SCS	6/24/18	1800	Jess Valcheff	6/27	0830	408 Y Y Y Y
* As-Ba-Bi-Cd-Cr-Co-Pb-Mo-Sb-Se-Tl							
SAMPLER NAME AND SIGNATURE							
PRINT Name of SAMPLER:							
SIGNATURE of SAMPLER:							
DATE Signed (MM/DD/YY):							

*Important Note: By signing this form you are accepting Pace's NET 30 day payment terms and agreeing to late charges of 1.5% per month for any invoices not paid within 30 days.

A4 Round 4 Background Sampling, Analytical Laboratory Report

August 10, 2018

Meghan Blodgett
SCS Engineers
2830 Dairy Drive
Madison, WI 53718

RE: Project: 25218062.00. Sutherland Gen.
Pace Project No.: 60276003

Dear Meghan Blodgett:

Enclosed are the analytical results for sample(s) received by the laboratory on July 27, 2018. The results relate only to the samples included in this report. Results reported herein conform to the most current, applicable TNI/NELAC standards and the laboratory's Quality Assurance Manual, where applicable, unless otherwise noted in the body of the report.

If you have any questions concerning this report, please feel free to contact me.

Sincerely,



Hank Kapka
hank.kapka@pacelabs.com
(913)599-5665
PM Lab Management

Enclosures

cc: Tom Karwaski, SCS Engineers
Nicole Kron, SCS Engineers
Jeff Maxted, Alliant Energy
Jess Valcheff, SCS Engineers



REPORT OF LABORATORY ANALYSIS

This report shall not be reproduced, except in full,
without the written consent of Pace Analytical Services, LLC.

08/30/2019 - Classification: Internal - ECRM6700180

CERTIFICATIONS

Project: 25218062.00. Sutherland Gen.

Pace Project No.: 60276003

Kansas Certification IDs

9608 Loiret Boulevard, Lenexa, KS 66219

Missouri Certification Number: 10090

WY STR Certification #: 2456.01

Arkansas Certification #: 17-016-0

Illinois Certification #: 200030

Iowa Certification #: 118

Kansas/NELAP Certification #: E-10116

Louisiana Certification #: 03055

Nevada Certification #: KS000212018-1

Oklahoma Certification #: 9205/9935

Texas Certification #: T104704407

Utah Certification #: KS00021

Kansas Field Laboratory Accreditation: # E-92587

Missouri Certification: 10070

Missouri Certification Number: 10090

REPORT OF LABORATORY ANALYSIS

This report shall not be reproduced, except in full,
without the written consent of Pace Analytical Services, LLC.

SAMPLE SUMMARY

Project: 25218062.00. Sutherland Gen.

Pace Project No.: 60276003

Lab ID	Sample ID	Matrix	Date Collected	Date Received
60276003001	MW-301	Water	07/26/18 10:34	07/27/18 09:15
60276003002	MW-302	Water	07/26/18 09:26	07/27/18 09:15
60276003003	MW-303	Water	07/26/18 08:24	07/27/18 09:15
60276003004	MW-304	Water	07/26/18 13:24	07/27/18 09:15
60276003005	MW-305	Water	07/26/18 12:14	07/27/18 09:15
60276003006	MW-306	Water	07/26/18 11:29	07/27/18 09:15
60276003007	FIELD BLANK	Water	07/26/18 09:12	07/27/18 09:15

REPORT OF LABORATORY ANALYSIS

This report shall not be reproduced, except in full,
without the written consent of Pace Analytical Services, LLC.

SAMPLE ANALYTE COUNT

Project: 25218062.00. Sutherland Gen.

Pace Project No.: 60276003

Lab ID	Sample ID	Method	Analysts	Analytes Reported	Laboratory
60276003001	MW-301	EPA 6010	TDS	3	PASI-K
		EPA 6020	JGP	11	PASI-K
		EPA 7470	CRN	1	PASI-K
		SM 2540C	JDA	1	PASI-K
		EPA 9040	ZMH	1	PASI-K
		EPA 9056	OL, WNM	3	PASI-K
60276003002	MW-302	EPA 6010	TDS	3	PASI-K
		EPA 6020	JGP	11	PASI-K
		EPA 7470	CRN	1	PASI-K
		SM 2540C	JDA	1	PASI-K
		EPA 9040	ZMH	1	PASI-K
		EPA 9056	WNM	3	PASI-K
60276003003	MW-303	EPA 6010	TDS	3	PASI-K
		EPA 6020	JGP	11	PASI-K
		EPA 7470	CRN	1	PASI-K
		SM 2540C	JDA	1	PASI-K
		EPA 9040	ZMH	1	PASI-K
		EPA 9056	WNM	3	PASI-K
60276003004	MW-304	EPA 6010	TDS	3	PASI-K
		EPA 6020	JGP	11	PASI-K
		EPA 7470	CRN	1	PASI-K
		SM 2540C	JDA	1	PASI-K
		EPA 9040	ZMH	1	PASI-K
		EPA 9056	OL, WNM	3	PASI-K
60276003005	MW-305	EPA 6010	TDS	3	PASI-K
		EPA 6020	JGP	11	PASI-K
		EPA 7470	CRN	1	PASI-K
		SM 2540C	JDA	1	PASI-K
		EPA 9040	ZMH	1	PASI-K
		EPA 9056	OL, WNM	3	PASI-K
60276003006	MW-306	EPA 6010	TDS	3	PASI-K
		EPA 6020	JGP	11	PASI-K
		EPA 7470	CRN	1	PASI-K
		SM 2540C	JDA	1	PASI-K
		EPA 9040	ZMH	1	PASI-K
		EPA 9056	OL, WNM	3	PASI-K
60276003007	FIELD BLANK	EPA 6010	TDS	3	PASI-K

REPORT OF LABORATORY ANALYSIS

This report shall not be reproduced, except in full,
without the written consent of Pace Analytical Services, LLC.

SAMPLE ANALYTE COUNT

Project: 25218062.00. Sutherland Gen.

Pace Project No.: 60276003

Lab ID	Sample ID	Method	Analysts	Analytes Reported	Laboratory
		EPA 6020	JGP	11	PASI-K
		EPA 7470	CRN	1	PASI-K
		SM 2540C	JDA	1	PASI-K
		EPA 9040	ZMH	1	PASI-K
		EPA 9056	WNM	3	PASI-K

REPORT OF LABORATORY ANALYSIS

This report shall not be reproduced, except in full,
without the written consent of Pace Analytical Services, LLC.

ANALYTICAL RESULTS

Project: 25218062.00. Sutherland Gen.

Pace Project No.: 60276003

Sample: MW-301 **Lab ID: 60276003001** Collected: 07/26/18 10:34 Received: 07/27/18 09:15 Matrix: Water

Parameters	Results	Units	PQL	MDL	DF	Prepared	Analyzed	CAS No.	Qual
Field Data									
Analytical Method:									
Collected By	Client				1		07/26/17 10:34		
Field pH	6.46	Std. Units	0.10	0.050	1		07/26/17 10:34		
Field Temperature	14.9	deg C	0.50	0.25	1		07/26/17 10:34		
Field Specific Conductance	673	umhos/cm	1.0	1.0	1		07/26/17 10:34		
Field Oxidation Potential	159	mV			1		07/26/17 10:34		
Oxygen, Dissolved	0.29	mg/L			1		07/26/17 10:34	7782-44-7	
Turbidity	240.20	NTU	1.0	1.0	1		07/26/17 10:34		
Groundwater Elevation	855.96	feet			1		07/26/17 10:34		
6010 MET ICP									
Analytical Method: EPA 6010 Preparation Method: EPA 3010									
Boron	212	ug/L	100	12.5	1	08/02/18 11:30	08/07/18 23:38	7440-42-8	
Calcium	83.1	mg/L	0.20	0.054	1	08/02/18 11:30	08/07/18 23:38	7440-70-2	
Lithium	11.4	ug/L	10.0	4.6	1	08/02/18 11:30	08/07/18 23:38	7439-93-2	
6020 MET ICPMS									
Analytical Method: EPA 6020 Preparation Method: EPA 3010									
Antimony	<0.15	ug/L	1.0	0.15	1	07/27/18 16:23	08/06/18 14:48	7440-36-0	
Arsenic	1.4	ug/L	1.0	0.15	1	07/27/18 16:23	08/06/18 14:48	7440-38-2	
Barium	324	ug/L	1.0	0.34	1	07/27/18 16:23	08/06/18 14:48	7440-39-3	
Beryllium	0.48J	ug/L	0.50	0.12	1	07/27/18 16:23	08/06/18 14:48	7440-41-7	
Cadmium	0.28J	ug/L	0.50	0.070	1	07/27/18 16:23	08/06/18 14:48	7440-43-9	
Chromium	1.7	ug/L	1.0	0.19	1	07/27/18 16:23	08/06/18 14:48	7440-47-3	B
Cobalt	3.5	ug/L	1.0	0.15	1	07/27/18 16:23	08/06/18 14:48	7440-48-4	
Lead	1.6	ug/L	1.0	0.12	1	07/27/18 16:23	08/06/18 14:48	7439-92-1	
Molybdenum	0.44J	ug/L	1.0	0.13	1	07/27/18 16:23	08/06/18 14:48	7439-98-7	
Selenium	5.8	ug/L	1.0	0.16	1	07/27/18 16:23	08/06/18 14:48	7782-49-2	
Thallium	<0.14	ug/L	1.0	0.14	1	07/27/18 16:23	08/06/18 14:48	7440-28-0	
7470 Mercury									
Analytical Method: EPA 7470 Preparation Method: EPA 7470									
Mercury	<0.090	ug/L	0.20	0.090	1	08/02/18 15:45	08/06/18 09:33	7439-97-6	
2540C Total Dissolved Solids									
Analytical Method: SM 2540C									
Total Dissolved Solids	433	mg/L	5.0	5.0	1		08/01/18 08:36		
9040 pH									
Analytical Method: EPA 9040									
pH	6.8	Std. Units	0.10	0.10	1		07/30/18 14:06		H6
9056 IC Anions									
Analytical Method: EPA 9056									
Chloride	58.6	mg/L	10.0	4.6	10		08/04/18 10:43	16887-00-6	
Fluoride	0.27	mg/L	0.20	0.063	1		08/01/18 21:23	16984-48-8	
Sulfate	73.4	mg/L	10.0	2.4	10		08/04/18 10:43	14808-79-8	

REPORT OF LABORATORY ANALYSIS

This report shall not be reproduced, except in full,
without the written consent of Pace Analytical Services, LLC.

ANALYTICAL RESULTS

Project: 25218062.00. Sutherland Gen.

Pace Project No.: 60276003

Sample: MW-302 **Lab ID: 60276003002** Collected: 07/26/18 09:26 Received: 07/27/18 09:15 Matrix: Water

Parameters	Results	Units	PQL	MDL	DF	Prepared	Analyzed	CAS No.	Qual
Field Data									
Analytical Method:									
Collected By	Client				1		07/26/18 09:26		
Field pH	6.99	Std. Units	0.10	0.050	1		07/26/18 09:26		
Field Temperature	12.4	deg C	0.50	0.25	1		07/26/18 09:26		
Field Specific Conductance	623	umhos/cm	1.0	1.0	1		07/26/18 09:26		
Field Oxidation Potential	-102	mV			1		07/26/18 09:26		
Oxygen, Dissolved	0.16	mg/L			1		07/26/18 09:26	7782-44-7	
Turbidity	10.83	NTU	1.0	1.0	1		07/26/18 09:26		
Groundwater Elevation	855.75	feet			1		07/26/18 09:26		
6010 MET ICP									
Analytical Method: EPA 6010 Preparation Method: EPA 3010									
Boron	53.8J	ug/L	100	12.5	1	08/02/18 11:30	08/07/18 23:44	7440-42-8	B
Calcium	80.3	mg/L	0.20	0.054	1	08/02/18 11:30	08/07/18 23:44	7440-70-2	
Lithium	7.8J	ug/L	10.0	4.6	1	08/02/18 11:30	08/07/18 23:44	7439-93-2	
6020 MET ICPMS									
Analytical Method: EPA 6020 Preparation Method: EPA 3010									
Antimony	0.29J	ug/L	1.0	0.15	1	07/27/18 16:23	08/06/18 14:51	7440-36-0	
Arsenic	10.2	ug/L	1.0	0.15	1	07/27/18 16:23	08/06/18 14:51	7440-38-2	
Barium	132	ug/L	1.0	0.34	1	07/27/18 16:23	08/06/18 14:51	7440-39-3	
Beryllium	<0.12	ug/L	0.50	0.12	1	07/27/18 16:23	08/06/18 14:51	7440-41-7	
Cadmium	<0.070	ug/L	0.50	0.070	1	07/27/18 16:23	08/06/18 14:51	7440-43-9	
Chromium	0.25J	ug/L	1.0	0.19	1	07/27/18 16:23	08/06/18 14:51	7440-47-3	B
Cobalt	3.4	ug/L	1.0	0.15	1	07/27/18 16:23	08/06/18 14:51	7440-48-4	
Lead	0.15J	ug/L	1.0	0.12	1	07/27/18 16:23	08/06/18 14:51	7439-92-1	
Molybdenum	1.0	ug/L	1.0	0.13	1	07/27/18 16:23	08/06/18 14:51	7439-98-7	
Selenium	0.56J	ug/L	1.0	0.16	1	07/27/18 16:23	08/06/18 14:51	7782-49-2	
Thallium	<0.14	ug/L	1.0	0.14	1	07/27/18 16:23	08/06/18 14:51	7440-28-0	
7470 Mercury									
Analytical Method: EPA 7470 Preparation Method: EPA 7470									
Mercury	<0.090	ug/L	0.20	0.090	1	08/02/18 15:45	08/06/18 09:36	7439-97-6	
2540C Total Dissolved Solids									
Analytical Method: SM 2540C									
Total Dissolved Solids	360	mg/L	5.0	5.0	1		08/01/18 08:36		
9040 pH									
Analytical Method: EPA 9040									
pH	7.1	Std. Units	0.10	0.10	1		07/30/18 14:01		H6
9056 IC Anions									
Analytical Method: EPA 9056									
Chloride	10.7	mg/L	1.0	0.46	1		08/01/18 21:51	16887-00-6	
Fluoride	0.24	mg/L	0.20	0.063	1		08/01/18 21:51	16984-48-8	
Sulfate	58.7	mg/L	5.0	1.2	5		08/01/18 22:05	14808-79-8	

REPORT OF LABORATORY ANALYSIS

This report shall not be reproduced, except in full,
without the written consent of Pace Analytical Services, LLC.

ANALYTICAL RESULTS

Project: 25218062.00. Sutherland Gen.

Pace Project No.: 60276003

Sample: MW-303 **Lab ID: 60276003003** Collected: 07/26/18 08:24 Received: 07/27/18 09:15 Matrix: Water

Parameters	Results	Units	PQL	MDL	DF	Prepared	Analyzed	CAS No.	Qual
Field Data		Analytical Method:							
Collected By	Client				1		07/26/18 08:24		
Field pH	7.33	Std. Units	0.10	0.050	1		07/26/18 08:24		
Field Temperature	13.8	deg C	0.50	0.25	1		07/26/18 08:24		
Field Specific Conductance	914	umhos/cm	1.0	1.0	1		07/26/18 08:24		
Field Oxidation Potential	15	mV			1		07/26/18 08:24		
Oxygen, Dissolved	0.21	mg/L			1		07/26/18 08:24	7782-44-7	
Turbidity	0.51	NTU	1.0	1.0	1		07/26/18 08:24		
Groundwater Elevation	854.14	feet			1		07/26/18 08:24		
6010 MET ICP		Analytical Method: EPA 6010 Preparation Method: EPA 3010							
Boron	852	ug/L	100	12.5	1	08/02/18 11:30	08/07/18 23:51	7440-42-8	
Calcium	113	mg/L	0.20	0.054	1	08/02/18 11:30	08/07/18 23:51	7440-70-2	
Lithium	37.3	ug/L	10.0	4.6	1	08/02/18 11:30	08/07/18 23:51	7439-93-2	
6020 MET ICPMS		Analytical Method: EPA 6020 Preparation Method: EPA 3010							
Antimony	<0.15	ug/L	1.0	0.15	1	07/27/18 16:23	08/06/18 14:54	7440-36-0	
Arsenic	2.0	ug/L	1.0	0.15	1	07/27/18 16:23	08/06/18 14:54	7440-38-2	
Barium	37.4	ug/L	1.0	0.34	1	07/27/18 16:23	08/06/18 14:54	7440-39-3	
Beryllium	<0.12	ug/L	0.50	0.12	1	07/27/18 16:23	08/06/18 14:54	7440-41-7	
Cadmium	<0.070	ug/L	0.50	0.070	1	07/27/18 16:23	08/06/18 14:54	7440-43-9	
Chromium	<0.19	ug/L	1.0	0.19	1	07/27/18 16:23	08/06/18 14:54	7440-47-3	
Cobalt	0.65J	ug/L	1.0	0.15	1	07/27/18 16:23	08/06/18 14:54	7440-48-4	
Lead	<0.12	ug/L	1.0	0.12	1	07/27/18 16:23	08/06/18 14:54	7439-92-1	
Molybdenum	30.8	ug/L	1.0	0.13	1	07/27/18 16:23	08/06/18 14:54	7439-98-7	
Selenium	<0.16	ug/L	1.0	0.16	1	07/27/18 16:23	08/06/18 14:54	7782-49-2	
Thallium	<0.14	ug/L	1.0	0.14	1	07/27/18 16:23	08/06/18 14:54	7440-28-0	
7470 Mercury		Analytical Method: EPA 7470 Preparation Method: EPA 7470							
Mercury	<0.090	ug/L	0.20	0.090	1	08/02/18 15:45	08/06/18 09:42	7439-97-6	
2540C Total Dissolved Solids		Analytical Method: SM 2540C							
Total Dissolved Solids	597	mg/L	5.0	5.0	1		08/01/18 08:36		
9040 pH		Analytical Method: EPA 9040							
pH	7.7	Std. Units	0.10	0.10	1		07/30/18 13:57		H6
9056 IC Anions		Analytical Method: EPA 9056							
Chloride	29.6	mg/L	5.0	2.3	5		08/01/18 23:17	16887-00-6	
Fluoride	0.56	mg/L	0.20	0.063	1		08/01/18 23:02	16984-48-8	
Sulfate	474	mg/L	50.0	11.8	50		08/01/18 23:31	14808-79-8	

REPORT OF LABORATORY ANALYSIS

This report shall not be reproduced, except in full,
without the written consent of Pace Analytical Services, LLC.

ANALYTICAL RESULTS

Project: 25218062.00. Sutherland Gen.

Pace Project No.: 60276003

Sample: MW-304 **Lab ID: 60276003004** Collected: 07/26/18 13:24 Received: 07/27/18 09:15 Matrix: Water

Parameters	Results	Units	PQL	MDL	DF	Prepared	Analyzed	CAS No.	Qual
Field Data									
Analytical Method:									
Collected By	Client				1		07/26/18 13:24		
Field pH	7.60	Std. Units	0.10	0.050	1		07/26/18 13:24		
Field Temperature	14.0	deg C	0.50	0.25	1		07/26/18 13:24		
Field Specific Conductance	1131	umhos/cm	1.0	1.0	1		07/26/18 13:24		
Field Oxidation Potential	98	mV			1		07/26/18 13:24		
Oxygen, Dissolved	0.15	mg/L			1		07/26/18 13:24	7782-44-7	
Turbidity	3.62	NTU	1.0	1.0	1		07/26/18 13:24		
Groundwater Elevation	853.86	feet			1		07/26/18 13:24		
6010 MET ICP									
Analytical Method: EPA 6010 Preparation Method: EPA 3010									
Boron	795	ug/L	100	12.5	1	08/02/18 11:30	08/07/18 23:53	7440-42-8	
Calcium	138	mg/L	0.20	0.054	1	08/02/18 11:30	08/07/18 23:53	7440-70-2	
Lithium	11.0	ug/L	10.0	4.6	1	08/02/18 11:30	08/07/18 23:53	7439-93-2	
6020 MET ICPMS									
Analytical Method: EPA 6020 Preparation Method: EPA 3010									
Antimony	<0.15	ug/L	1.0	0.15	1	07/27/18 16:23	08/06/18 14:57	7440-36-0	
Arsenic	0.39J	ug/L	1.0	0.15	1	07/27/18 16:23	08/06/18 14:57	7440-38-2	
Barium	24.5	ug/L	1.0	0.34	1	07/27/18 16:23	08/06/18 14:57	7440-39-3	
Beryllium	<0.12	ug/L	0.50	0.12	1	07/27/18 16:23	08/06/18 14:57	7440-41-7	
Cadmium	0.10J	ug/L	0.50	0.070	1	07/27/18 16:23	08/06/18 14:57	7440-43-9	
Chromium	<0.19	ug/L	1.0	0.19	1	07/27/18 16:23	08/06/18 14:57	7440-47-3	
Cobalt	<0.15	ug/L	1.0	0.15	1	07/27/18 16:23	08/06/18 14:57	7440-48-4	
Lead	<0.12	ug/L	1.0	0.12	1	07/27/18 16:23	08/06/18 14:57	7439-92-1	
Molybdenum	7.8	ug/L	1.0	0.13	1	07/27/18 16:23	08/06/18 14:57	7439-98-7	
Selenium	<0.16	ug/L	1.0	0.16	1	07/27/18 16:23	08/06/18 14:57	7782-49-2	
Thallium	<0.14	ug/L	1.0	0.14	1	07/27/18 16:23	08/06/18 14:57	7440-28-0	
7470 Mercury									
Analytical Method: EPA 7470 Preparation Method: EPA 7470									
Mercury	<0.090	ug/L	0.20	0.090	1	08/02/18 15:45	08/06/18 09:44	7439-97-6	
2540C Total Dissolved Solids									
Analytical Method: SM 2540C									
Total Dissolved Solids	791	mg/L	5.0	5.0	1		08/01/18 08:36		
9040 pH									
Analytical Method: EPA 9040									
pH	7.1	Std. Units	0.10	0.10	1		07/30/18 14:11		H6
9056 IC Anions									
Analytical Method: EPA 9056									
Chloride	31.2	mg/L	5.0	2.3	5		08/04/18 12:14	16887-00-6	
Fluoride	0.56	mg/L	0.20	0.063	1		08/01/18 23:45	16984-48-8	
Sulfate	363	mg/L	20.0	4.7	20		08/02/18 00:14	14808-79-8	

REPORT OF LABORATORY ANALYSIS

This report shall not be reproduced, except in full,
without the written consent of Pace Analytical Services, LLC.

ANALYTICAL RESULTS

Project: 25218062.00. Sutherland Gen.

Pace Project No.: 60276003

Sample: MW-305 **Lab ID: 60276003005** Collected: 07/26/18 12:14 Received: 07/27/18 09:15 Matrix: Water

Parameters	Results	Units	PQL	MDL	DF	Prepared	Analyzed	CAS No.	Qual
Field Data		Analytical Method:							
Collected By	Client				1		07/26/18 12:14		
Field pH	7.22	Std. Units	0.10	0.050	1		07/26/18 12:14		
Field Temperature	13.3	deg C	0.50	0.25	1		07/26/18 12:14		
Field Specific Conductance	935	umhos/cm	1.0	1.0	1		07/26/18 12:14		
Field Oxidation Potential	-116	mV			1		07/26/18 12:14		
Oxygen, Dissolved	0.12	mg/L			1		07/26/18 12:14	7782-44-7	
Turbidity	8.39	NTU	1.0	1.0	1		07/26/18 12:14		
Groundwater Elevation	854.00	feet			1		07/26/18 12:14		
6010 MET ICP		Analytical Method: EPA 6010 Preparation Method: EPA 3010							
Boron	1200	ug/L	100	12.5	1	08/02/18 11:30	08/07/18 23:55	7440-42-8	
Calcium	108	mg/L	0.20	0.054	1	08/02/18 11:30	08/07/18 23:55	7440-70-2	
Lithium	17.8	ug/L	10.0	4.6	1	08/02/18 11:30	08/07/18 23:55	7439-93-2	
6020 MET ICPMS		Analytical Method: EPA 6020 Preparation Method: EPA 3010							
Antimony	<0.15	ug/L	1.0	0.15	1	07/27/18 16:23	08/06/18 15:00	7440-36-0	
Arsenic	8.6	ug/L	1.0	0.15	1	07/27/18 16:23	08/06/18 15:00	7440-38-2	
Barium	35.7	ug/L	1.0	0.34	1	07/27/18 16:23	08/06/18 15:00	7440-39-3	
Beryllium	<0.12	ug/L	0.50	0.12	1	07/27/18 16:23	08/06/18 15:00	7440-41-7	
Cadmium	<0.070	ug/L	0.50	0.070	1	07/27/18 16:23	08/06/18 15:00	7440-43-9	
Chromium	<0.19	ug/L	1.0	0.19	1	07/27/18 16:23	08/06/18 15:00	7440-47-3	
Cobalt	0.83J	ug/L	1.0	0.15	1	07/27/18 16:23	08/06/18 15:00	7440-48-4	
Lead	0.16J	ug/L	1.0	0.12	1	07/27/18 16:23	08/06/18 15:00	7439-92-1	
Molybdenum	38.0	ug/L	1.0	0.13	1	07/27/18 16:23	08/06/18 15:00	7439-98-7	
Selenium	<0.16	ug/L	1.0	0.16	1	07/27/18 16:23	08/06/18 15:00	7782-49-2	
Thallium	<0.14	ug/L	1.0	0.14	1	07/27/18 16:23	08/06/18 15:00	7440-28-0	
7470 Mercury		Analytical Method: EPA 7470 Preparation Method: EPA 7470							
Mercury	<0.090	ug/L	0.20	0.090	1	08/02/18 15:45	08/06/18 09:47	7439-97-6	
2540C Total Dissolved Solids		Analytical Method: SM 2540C							
Total Dissolved Solids	647	mg/L	5.0	5.0	1		08/01/18 08:36		
9040 pH		Analytical Method: EPA 9040							
pH	7.3	Std. Units	0.10	0.10	1		07/30/18 14:09		H6
9056 IC Anions		Analytical Method: EPA 9056							
Chloride	26.9	mg/L	5.0	2.3	5		08/04/18 12:28	16887-00-6	
Fluoride	0.74	mg/L	0.20	0.063	1		08/02/18 00:28	16984-48-8	
Sulfate	315	mg/L	20.0	4.7	20		08/04/18 12:43	14808-79-8	

REPORT OF LABORATORY ANALYSIS

This report shall not be reproduced, except in full,
without the written consent of Pace Analytical Services, LLC.

ANALYTICAL RESULTS

Project: 25218062.00. Sutherland Gen.

Pace Project No.: 60276003

Sample: MW-306 **Lab ID: 60276003006** Collected: 07/26/18 11:29 Received: 07/27/18 09:15 Matrix: Water

Parameters	Results	Units	PQL	MDL	DF	Prepared	Analyzed	CAS No.	Qual
Field Data									
Analytical Method:									
Collected By	Client				1		07/26/17 11:29		
Field pH	7.38	Std. Units	0.10	0.050	1		07/26/17 11:29		
Field Temperature	14.0	deg C	0.50	0.25	1		07/26/17 11:29		
Field Specific Conductance	1468	umhos/cm	1.0	1.0	1		07/26/17 11:29		
Field Oxidation Potential	12	mV			1		07/26/17 11:29		
Oxygen, Dissolved	0.05	mg/L			1		07/26/17 11:29	7782-44-7	
Turbidity	3.29	NTU	1.0	1.0	1		07/26/17 11:29		
Groundwater Elevation	853.94	feet			1		07/26/17 11:29		
6010 MET ICP									
Analytical Method: EPA 6010 Preparation Method: EPA 3010									
Boron	2120	ug/L	100	12.5	1	08/02/18 11:30	08/07/18 23:58	7440-42-8	
Calcium	199	mg/L	0.20	0.054	1	08/02/18 11:30	08/07/18 23:58	7440-70-2	
Lithium	32.2	ug/L	10.0	4.6	1	08/02/18 11:30	08/07/18 23:58	7439-93-2	
6020 MET ICPMS									
Analytical Method: EPA 6020 Preparation Method: EPA 3010									
Antimony	<0.15	ug/L	1.0	0.15	1	07/27/18 16:23	08/06/18 15:03	7440-36-0	
Arsenic	3.4	ug/L	1.0	0.15	1	07/27/18 16:23	08/06/18 15:03	7440-38-2	
Barium	95.9	ug/L	1.0	0.34	1	07/27/18 16:23	08/06/18 15:03	7440-39-3	
Beryllium	<0.12	ug/L	0.50	0.12	1	07/27/18 16:23	08/06/18 15:03	7440-41-7	
Cadmium	<0.070	ug/L	0.50	0.070	1	07/27/18 16:23	08/06/18 15:03	7440-43-9	
Chromium	<0.19	ug/L	1.0	0.19	1	07/27/18 16:23	08/06/18 15:03	7440-47-3	
Cobalt	0.64J	ug/L	1.0	0.15	1	07/27/18 16:23	08/06/18 15:03	7440-48-4	
Lead	<0.12	ug/L	1.0	0.12	1	07/27/18 16:23	08/06/18 15:03	7439-92-1	
Molybdenum	44.5	ug/L	1.0	0.13	1	07/27/18 16:23	08/06/18 15:03	7439-98-7	
Selenium	<0.16	ug/L	1.0	0.16	1	07/27/18 16:23	08/06/18 15:03	7782-49-2	
Thallium	<0.14	ug/L	1.0	0.14	1	07/27/18 16:23	08/06/18 15:03	7440-28-0	
7470 Mercury									
Analytical Method: EPA 7470 Preparation Method: EPA 7470									
Mercury	<0.090	ug/L	0.20	0.090	1	08/02/18 15:45	08/06/18 09:49	7439-97-6	
2540C Total Dissolved Solids									
Analytical Method: SM 2540C									
Total Dissolved Solids	1160	mg/L	5.0	5.0	1		08/01/18 08:36		
9040 pH									
Analytical Method: EPA 9040									
pH	7.6	Std. Units	0.10	0.10	1		07/30/18 14:08		H6
9056 IC Anions									
Analytical Method: EPA 9056									
Chloride	32.0	mg/L	5.0	2.3	5		08/02/18 01:39	16887-00-6	
Fluoride	0.56	mg/L	0.20	0.063	1		08/02/18 00:56	16984-48-8	
Sulfate	824	mg/L	50.0	11.8	50		08/04/18 12:57	14808-79-8	

REPORT OF LABORATORY ANALYSIS

This report shall not be reproduced, except in full,
without the written consent of Pace Analytical Services, LLC.

ANALYTICAL RESULTS

Project: 25218062.00. Sutherland Gen.

Pace Project No.: 60276003

Sample: FIELD BLANK **Lab ID: 60276003007** Collected: 07/26/18 09:12 Received: 07/27/18 09:15 Matrix: Water

Parameters	Results	Units	PQL	MDL	DF	Prepared	Analyzed	CAS No.	Qual
6010 MET ICP		Analytical Method: EPA 6010 Preparation Method: EPA 3010							
Boron	<12.5	ug/L	100	12.5	1	08/02/18 11:30	08/08/18 00:00	7440-42-8	
Calcium	0.13J	mg/L	0.20	0.054	1	08/02/18 11:30	08/08/18 00:00	7440-70-2	B
Lithium	<4.6	ug/L	10.0	4.6	1	08/02/18 11:30	08/08/18 00:00	7439-93-2	
6020 MET ICPMS		Analytical Method: EPA 6020 Preparation Method: EPA 3010							
Antimony	<0.15	ug/L	1.0	0.15	1	08/03/18 14:00	08/08/18 16:26	7440-36-0	
Arsenic	<0.15	ug/L	1.0	0.15	1	08/03/18 14:00	08/08/18 16:26	7440-38-2	
Barium	<0.34	ug/L	1.0	0.34	1	08/03/18 14:00	08/08/18 16:26	7440-39-3	
Beryllium	<0.12	ug/L	0.50	0.12	1	08/03/18 14:00	08/08/18 16:26	7440-41-7	
Cadmium	<0.070	ug/L	0.50	0.070	1	08/03/18 14:00	08/08/18 16:26	7440-43-9	
Chromium	<0.19	ug/L	1.0	0.19	1	08/03/18 14:00	08/08/18 16:26	7440-47-3	
Cobalt	<0.15	ug/L	1.0	0.15	1	08/03/18 14:00	08/08/18 16:26	7440-48-4	
Lead	<0.12	ug/L	1.0	0.12	1	08/03/18 14:00	08/08/18 16:26	7439-92-1	
Molybdenum	<0.13	ug/L	1.0	0.13	1	08/03/18 14:00	08/08/18 16:26	7439-98-7	
Selenium	<0.16	ug/L	1.0	0.16	1	08/03/18 14:00	08/08/18 16:26	7782-49-2	
Thallium	<0.14	ug/L	1.0	0.14	1	08/03/18 14:00	08/08/18 16:26	7440-28-0	
7470 Mercury		Analytical Method: EPA 7470 Preparation Method: EPA 7470							
Mercury	<0.090	ug/L	0.20	0.090	1	08/02/18 15:45	08/06/18 09:51	7439-97-6	
2540C Total Dissolved Solids		Analytical Method: SM 2540C							
Total Dissolved Solids	<5.0	mg/L	5.0	5.0	1		08/01/18 08:36		
9040 pH		Analytical Method: EPA 9040							
pH	5.6	Std. Units	0.10	0.10	1		07/30/18 13:59		H6
9056 IC Anions		Analytical Method: EPA 9056							
Chloride	<0.46	mg/L	1.0	0.46	1		08/02/18 02:08	16887-00-6	
Fluoride	<0.063	mg/L	0.20	0.063	1		08/02/18 02:08	16984-48-8	
Sulfate	<0.24	mg/L	1.0	0.24	1		08/02/18 02:08	14808-79-8	

REPORT OF LABORATORY ANALYSIS

This report shall not be reproduced, except in full,
without the written consent of Pace Analytical Services, LLC.

QUALITY CONTROL DATA

Project: 25218062.00. Sutherland Gen.

Pace Project No.: 60276003

QC Batch: 537541 Analysis Method: EPA 7470
 QC Batch Method: EPA 7470 Analysis Description: 7470 Mercury
 Associated Lab Samples: 60276003001, 60276003002, 60276003003, 60276003004, 60276003005, 60276003006, 60276003007

METHOD BLANK: 2201957 Matrix: Water
 Associated Lab Samples: 60276003001, 60276003002, 60276003003, 60276003004, 60276003005, 60276003006, 60276003007

Parameter	Units	Blank Result	Reporting Limit	MDL	Analyzed	Qualifiers
Mercury	ug/L	<0.090	0.20	0.090	08/06/18 09:29	

LABORATORY CONTROL SAMPLE: 2201958

Parameter	Units	Spike Conc.	LCS Result	LCS % Rec	% Rec Limits	Qualifiers
Mercury	ug/L	5	4.9	99	80-120	

MATRIX SPIKE & MATRIX SPIKE DUPLICATE: 2201959 2201960

Parameter	Units	60275635001 Result	MS Spike Conc.	MSD Spike Conc.	MS Result	MSD Result	MS % Rec	MSD % Rec	% Rec Limits	RPD	Max RPD	Qual
Mercury	ug/L	<0.090	5	5	4.5	4.6	91	91	75-125	1	20	

Results presented on this page are in the units indicated by the "Units" column except where an alternate unit is presented to the right of the result.

REPORT OF LABORATORY ANALYSIS

This report shall not be reproduced, except in full,
without the written consent of Pace Analytical Services, LLC.

QUALITY CONTROL DATA

Project: 25218062.00. Sutherland Gen.

Pace Project No.: 60276003

QC Batch: 537525 Analysis Method: EPA 6010
 QC Batch Method: EPA 3010 Analysis Description: 6010 MET
 Associated Lab Samples: 60276003001, 60276003002, 60276003003, 60276003004, 60276003005, 60276003006, 60276003007

METHOD BLANK: 2201891 Matrix: Water
 Associated Lab Samples: 60276003001, 60276003002, 60276003003, 60276003004, 60276003005, 60276003006, 60276003007

Parameter	Units	Blank Result	Reporting Limit	MDL	Analyzed	Qualifiers
Boron	ug/L	18.6J	100	12.5	08/07/18 23:36	
Calcium	mg/L	0.19J	0.20	0.054	08/07/18 23:36	
Lithium	ug/L	<4.6	10.0	4.6	08/07/18 23:36	

LABORATORY CONTROL SAMPLE: 2201892

Parameter	Units	Spike Conc.	LCS Result	LCS % Rec	% Rec Limits	Qualifiers
Boron	ug/L	1000	1080	108	80-120	
Calcium	mg/L	10	10.1	101	80-120	
Lithium	ug/L	1000	953	95	80-120	

MATRIX SPIKE & MATRIX SPIKE DUPLICATE: 2201893 2201894

Parameter	Units	60276003002		2201893		2201894		% Rec	% Rec	% Rec Limits	RPD	Max RPD	Qual
		MS Spike Conc.	MSD Spike Conc.	MS Result	MSD Result	MS % Rec	MSD % Rec						
Boron	ug/L	53.8J	1000	1000	1130	1120	108	107	75-125	1	20		
Calcium	mg/L	80.3	10	10	90.0	89.6	96	93	75-125	0	20		
Lithium	ug/L	7.8J	1000	1000	990	991	98	98	75-125	0	20		

Results presented on this page are in the units indicated by the "Units" column except where an alternate unit is presented to the right of the result.

REPORT OF LABORATORY ANALYSIS

This report shall not be reproduced, except in full,
 without the written consent of Pace Analytical Services, LLC.

QUALITY CONTROL DATA

Project: 25218062.00. Sutherland Gen.

Pace Project No.: 60276003

QC Batch: 536704 Analysis Method: EPA 6020

QC Batch Method: EPA 3010 Analysis Description: 6020 MET

Associated Lab Samples: 60276003001, 60276003002, 60276003003, 60276003004, 60276003005, 60276003006

METHOD BLANK: 2198659 Matrix: Water

Associated Lab Samples: 60276003001, 60276003002, 60276003003, 60276003004, 60276003005, 60276003006

Parameter	Units	Blank Result	Reporting Limit	MDL	Analyzed	Qualifiers
Antimony	ug/L	<0.15	1.0	0.15	08/06/18 13:45	
Arsenic	ug/L	<0.15	1.0	0.15	08/06/18 13:45	
Barium	ug/L	<0.34	1.0	0.34	08/06/18 13:45	
Beryllium	ug/L	<0.12	0.50	0.12	08/06/18 13:45	
Cadmium	ug/L	<0.070	0.50	0.070	08/06/18 13:45	
Chromium	ug/L	0.27J	1.0	0.19	08/06/18 13:45	
Cobalt	ug/L	<0.15	1.0	0.15	08/06/18 13:45	
Lead	ug/L	<0.12	1.0	0.12	08/06/18 13:45	
Molybdenum	ug/L	<0.13	1.0	0.13	08/06/18 13:45	
Selenium	ug/L	<0.16	1.0	0.16	08/06/18 13:45	
Thallium	ug/L	<0.14	1.0	0.14	08/06/18 13:45	

LABORATORY CONTROL SAMPLE: 2198660

Parameter	Units	Spike Conc.	LCS Result	LCS % Rec	% Rec Limits	Qualifiers
Antimony	ug/L	40	38.7	97	80-120	
Arsenic	ug/L	40	38.9	97	80-120	
Barium	ug/L	40	39.6	99	80-120	
Beryllium	ug/L	40	38.4	96	80-120	
Cadmium	ug/L	40	38.5	96	80-120	
Chromium	ug/L	40	37.6	94	80-120	
Cobalt	ug/L	40	37.3	93	80-120	
Lead	ug/L	40	39.1	98	80-120	
Molybdenum	ug/L	40	39.6	99	80-120	
Selenium	ug/L	40	39.1	98	80-120	
Thallium	ug/L	40	36.7	92	80-120	

MATRIX SPIKE & MATRIX SPIKE DUPLICATE: 2198661 2198662

Parameter	Units	MS		MSD		MS % Rec	MSD % Rec	% Rec Limits	RPD	Max RPD	Qual	
		Spike Conc.	Spike Conc.	Result	Result							
Antimony	ug/L	0.21J	40	40	38.8	37.4	96	93	75-125	4	20	
Arsenic	ug/L	1.0J	40	40	39.5	38.5	96	94	75-125	3	20	
Barium	ug/L	193	40	40	236	234	107	104	75-125	1	20	
Beryllium	ug/L	0.13J	40	40	37.2	35.6	93	89	75-125	4	20	
Cadmium	ug/L	0.16J	40	40	36.8	35.4	92	88	75-125	4	20	
Chromium	ug/L	0.30J	40	40	38.7	37.5	96	93	75-125	3	20	
Cobalt	ug/L	0.29J	40	40	37.1	35.9	92	89	75-125	3	20	

Results presented on this page are in the units indicated by the "Units" column except where an alternate unit is presented to the right of the result.

REPORT OF LABORATORY ANALYSIS

This report shall not be reproduced, except in full,
without the written consent of Pace Analytical Services, LLC.

QUALITY CONTROL DATA

Project: 25218062.00. Sutherland Gen.

Pace Project No.: 60276003

Parameter	Units	2198661		2198662		MS Result	MSD Result	MS % Rec	MSD % Rec	% Rec Limits	Max RPD	Qual
		MS Spike Conc.	MSD Spike Conc.	MS Result	MSD Result							
Lead	ug/L	0.28J	40	40	36.3	34.9	90	87	75-125	4	20	
Molybdenum	ug/L	31.1	40	40	74.7	72.8	109	104	75-125	3	20	
Selenium	ug/L	0.23J	40	40	36.9	36.1	92	90	75-125	2	20	
Thallium	ug/L	0.19J	40	40	35.0	33.7	87	84	75-125	4	20	

Results presented on this page are in the units indicated by the "Units" column except where an alternate unit is presented to the right of the result.

REPORT OF LABORATORY ANALYSIS

This report shall not be reproduced, except in full,
without the written consent of Pace Analytical Services, LLC.

QUALITY CONTROL DATA

Project: 25218062.00. Sutherland Gen.

Pace Project No.: 60276003

QC Batch: 537713 Analysis Method: EPA 6020
 QC Batch Method: EPA 3010 Analysis Description: 6020 MET
 Associated Lab Samples: 60276003007

METHOD BLANK: 2202912 Matrix: Water

Associated Lab Samples: 60276003007

Parameter	Units	Blank Result	Reporting Limit	MDL	Analyzed	Qualifiers
Antimony	ug/L	<0.15	1.0	0.15	08/08/18 16:07	
Arsenic	ug/L	<0.15	1.0	0.15	08/08/18 16:07	
Barium	ug/L	<0.34	1.0	0.34	08/08/18 16:07	
Beryllium	ug/L	<0.12	0.50	0.12	08/08/18 16:07	
Cadmium	ug/L	<0.070	0.50	0.070	08/08/18 16:07	
Chromium	ug/L	<0.19	1.0	0.19	08/08/18 16:07	
Cobalt	ug/L	<0.15	1.0	0.15	08/08/18 16:07	
Lead	ug/L	<0.12	1.0	0.12	08/08/18 16:07	
Molybdenum	ug/L	<0.13	1.0	0.13	08/08/18 16:07	
Selenium	ug/L	<0.16	1.0	0.16	08/08/18 16:07	
Thallium	ug/L	<0.14	1.0	0.14	08/08/18 16:07	

LABORATORY CONTROL SAMPLE: 2202913

Parameter	Units	Spike Conc.	LCS Result	LCS % Rec	% Rec Limits	Qualifiers
Antimony	ug/L	40	39.2	98	80-120	
Arsenic	ug/L	40	38.0	95	80-120	
Barium	ug/L	40	38.7	97	80-120	
Beryllium	ug/L	40	36.8	92	80-120	
Cadmium	ug/L	40	38.8	97	80-120	
Chromium	ug/L	40	35.2	88	80-120	
Cobalt	ug/L	40	36.7	92	80-120	
Lead	ug/L	40	38.7	97	80-120	
Molybdenum	ug/L	40	40.5	101	80-120	
Selenium	ug/L	40	39.3	98	80-120	
Thallium	ug/L	40	36.3	91	80-120	

MATRIX SPIKE & MATRIX SPIKE DUPLICATE: 2202914 2202915

Parameter	Units	MS		MSD		MS % Rec	MSD % Rec	% Rec Limits	RPD	Max RPD	Qual	
		60276038001 Result	Spike Conc.	Spike Conc.	Result							
Antimony	ug/L	ND	40	40	38.3	38.0	95	94	75-125	1	20	
Arsenic	ug/L	ND	40	40	38.7	38.7	95	95	75-125	0	20	
Barium	ug/L	139	40	40	178	176	97	93	75-125	1	20	
Beryllium	ug/L	ND	40	40	37.2	37.4	93	93	75-125	1	20	
Cadmium	ug/L	3.6	40	40	39.3	39.2	89	89	75-125	0	20	
Chromium	ug/L	1.5	40	40	37.2	36.9	89	88	75-125	1	20	
Cobalt	ug/L	ND	40	40	37.4	37.2	92	92	75-125	0	20	

Results presented on this page are in the units indicated by the "Units" column except where an alternate unit is presented to the right of the result.

REPORT OF LABORATORY ANALYSIS

This report shall not be reproduced, except in full,
 without the written consent of Pace Analytical Services, LLC.

QUALITY CONTROL DATA

Project: 25218062.00. Sutherland Gen.

Pace Project No.: 60276003

Parameter	Units	2202914		2202915		MS % Rec	MSD % Rec	% Rec Limits	Max RPD	Qual	
		60276038001 Result	MS Spike Conc.	MSD Spike Conc.	MS Result						MSD Result
Lead	ug/L	0.016 mg/L	40	40	53.4	53.3	93	93	75-125	0	20
Molybdenum	ug/L	ND	40	40	44.7	44.8	110	110	75-125	0	20
Selenium	ug/L	ND	40	40	37.6	37.7	93	94	75-125	0	20
Thallium	ug/L	ND	40	40	36.2	36.2	90	91	75-125	0	20

Results presented on this page are in the units indicated by the "Units" column except where an alternate unit is presented to the right of the result.

REPORT OF LABORATORY ANALYSIS

This report shall not be reproduced, except in full,
without the written consent of Pace Analytical Services, LLC.

QUALITY CONTROL DATA

Project: 25218062.00. Sutherland Gen.

Pace Project No.: 60276003

QC Batch: 537164

Analysis Method: SM 2540C

QC Batch Method: SM 2540C

Analysis Description: 2540C Total Dissolved Solids

Associated Lab Samples: 60276003001

METHOD BLANK: 2200425

Matrix: Water

Associated Lab Samples: 60276003001

Parameter	Units	Blank Result	Reporting Limit	MDL	Analyzed	Qualifiers
Total Dissolved Solids	mg/L	<5.0	5.0	5.0	08/01/18 08:36	

LABORATORY CONTROL SAMPLE: 2200426

Parameter	Units	Spike Conc.	LCS Result	LCS % Rec	% Rec Limits	Qualifiers
Total Dissolved Solids	mg/L	1000	998	100	80-120	

SAMPLE DUPLICATE: 2200427

Parameter	Units	60276013001 Result	Dup Result	RPD	Max RPD	Qualifiers
Total Dissolved Solids	mg/L	579	578	0	10	

SAMPLE DUPLICATE: 2200428

Parameter	Units	60276049003 Result	Dup Result	RPD	Max RPD	Qualifiers
Total Dissolved Solids	mg/L	638	637	0	10	

Results presented on this page are in the units indicated by the "Units" column except where an alternate unit is presented to the right of the result.

REPORT OF LABORATORY ANALYSIS

This report shall not be reproduced, except in full,
without the written consent of Pace Analytical Services, LLC.

QUALITY CONTROL DATA

Project: 25218062.00. Sutherland Gen.

Pace Project No.: 60276003

QC Batch: 537166

Analysis Method: SM 2540C

QC Batch Method: SM 2540C

Analysis Description: 2540C Total Dissolved Solids

Associated Lab Samples: 60276003002, 60276003003, 60276003004, 60276003005, 60276003006, 60276003007

METHOD BLANK: 2200433

Matrix: Water

Associated Lab Samples: 60276003002, 60276003003, 60276003004, 60276003005, 60276003006, 60276003007

Parameter	Units	Blank Result	Reporting Limit	MDL	Analyzed	Qualifiers
Total Dissolved Solids	mg/L	<5.0	5.0	5.0	08/01/18 08:36	

LABORATORY CONTROL SAMPLE: 2200434

Parameter	Units	Spike Conc.	LCS Result	LCS % Rec	% Rec Limits	Qualifiers
Total Dissolved Solids	mg/L	1000	1000	100	80-120	

SAMPLE DUPLICATE: 2200435

Parameter	Units	60276003002 Result	Dup Result	RPD	Max RPD	Qualifiers
Total Dissolved Solids	mg/L	360	366	2	10	

SAMPLE DUPLICATE: 2200436

Parameter	Units	60276013005 Result	Dup Result	RPD	Max RPD	Qualifiers
Total Dissolved Solids	mg/L	459	455	1	10	

Results presented on this page are in the units indicated by the "Units" column except where an alternate unit is presented to the right of the result.

REPORT OF LABORATORY ANALYSIS

This report shall not be reproduced, except in full,
without the written consent of Pace Analytical Services, LLC.

QUALITY CONTROL DATA

Project: 25218062.00. Sutherland Gen.

Pace Project No.: 60276003

QC Batch: 536935 Analysis Method: EPA 9040

QC Batch Method: EPA 9040 Analysis Description: 9040 pH

Associated Lab Samples: 60276003001, 60276003002, 60276003003, 60276003004, 60276003005, 60276003006, 60276003007

SAMPLE DUPLICATE: 2199648

Parameter	Units	60275876007 Result	Dup Result	RPD	Max RPD	Qualifiers
pH	Std. Units	6.0	5.6	7	10	H6

Results presented on this page are in the units indicated by the "Units" column except where an alternate unit is presented to the right of the result.

REPORT OF LABORATORY ANALYSIS

This report shall not be reproduced, except in full,
without the written consent of Pace Analytical Services, LLC.

QUALITY CONTROL DATA

Project: 25218062.00. Sutherland Gen.

Project No.: 60276003

QC Batch: 537316 Analysis Method: EPA 9056
 QC Batch Method: EPA 9056 Analysis Description: 9056 IC Anions
 Associated Lab Samples: 60276003001, 60276003002, 60276003003, 60276003004, 60276003005, 60276003006, 60276003007

METHOD BLANK: 2200931 Matrix: Water
 Associated Lab Samples: 60276003001, 60276003002, 60276003003, 60276003004, 60276003005, 60276003006, 60276003007

Parameter	Units	Blank Result	Reporting Limit	MDL	Analyzed	Qualifiers
Chloride	mg/L	<0.46	1.0	0.46	08/01/18 18:17	
Fluoride	mg/L	<0.063	0.20	0.063	08/01/18 18:17	
Sulfate	mg/L	<0.24	1.0	0.24	08/01/18 18:17	

LABORATORY CONTROL SAMPLE: 2200932

Parameter	Units	Spike Conc.	LCS Result	LCS % Rec	% Rec Limits	Qualifiers
Chloride	mg/L	5	4.9	97	80-120	
Fluoride	mg/L	2.5	2.6	103	80-120	
Sulfate	mg/L	5	4.9	98	80-120	

MATRIX SPIKE & MATRIX SPIKE DUPLICATE: 2200933 2200934

Parameter	Units	60275876003 Result	MS Spike Conc.	MSD Spike Conc.	MS Result	MSD Result	MS % Rec	MSD % Rec	% Rec Limits	RPD	Max RPD	Qual
Chloride	mg/L	23.9	10	10	34.9	35.3	110	114	80-120	1	15	

SAMPLE DUPLICATE: 2200935

Parameter	Units	60275876004 Result	Dup Result	RPD	Max RPD	Qualifiers
Chloride	mg/L	28.7	28.9	1	15	

Results presented on this page are in the units indicated by the "Units" column except where an alternate unit is presented to the right of the result.

REPORT OF LABORATORY ANALYSIS

This report shall not be reproduced, except in full,
 without the written consent of Pace Analytical Services, LLC.

QUALITY CONTROL DATA

Project: 25218062.00. Sutherland Gen.

Pace Project No.: 60276003

QC Batch: 537783

Analysis Method: EPA 9056

QC Batch Method: EPA 9056

Analysis Description: 9056 IC Anions

Associated Lab Samples: 60276003001, 60276003004, 60276003005, 60276003006

METHOD BLANK: 2203374

Matrix: Water

Associated Lab Samples: 60276003001, 60276003004, 60276003005, 60276003006

Parameter	Units	Blank Result	Reporting Limit	MDL	Analyzed	Qualifiers
Chloride	mg/L	<0.46	1.0	0.46	08/04/18 08:43	
Sulfate	mg/L	<0.24	1.0	0.24	08/04/18 08:43	

LABORATORY CONTROL SAMPLE: 2203375

Parameter	Units	Spike Conc.	LCS Result	LCS % Rec	% Rec Limits	Qualifiers
Chloride	mg/L	5	4.7	94	80-120	
Sulfate	mg/L	5	4.8	96	80-120	

MATRIX SPIKE & MATRIX SPIKE DUPLICATE: 2203376 2203377

Parameter	Units	60275741001		MSD		MS		MSD		% Rec Limits	RPD	Max RPD	Qual
		Result	Spike Conc.	Spike Conc.	MS Result	MSD Result	% Rec	% Rec					
Chloride	mg/L	87.8	250	250	330	324	97	95	80-120	2	15		
Sulfate	mg/L	422	250	250	731	696	124	110	80-120	5	15	M1	

Results presented on this page are in the units indicated by the "Units" column except where an alternate unit is presented to the right of the result.

REPORT OF LABORATORY ANALYSIS

This report shall not be reproduced, except in full,
without the written consent of Pace Analytical Services, LLC.

QUALIFIERS

Project: 25218062.00. Sutherland Gen.
Pace Project No.: 60276003

DEFINITIONS

DF - Dilution Factor, if reported, represents the factor applied to the reported data due to dilution of the sample aliquot.
ND - Not Detected at or above adjusted reporting limit.
TNTC - Too Numerous To Count
J - Estimated concentration above the adjusted method detection limit and below the adjusted reporting limit.
MDL - Adjusted Method Detection Limit.
PQL - Practical Quantitation Limit.
RL - Reporting Limit - The lowest concentration value that meets project requirements for quantitative data with known precision and bias for a specific analyte in a specific matrix.
S - Surrogate
1,2-Diphenylhydrazine decomposes to and cannot be separated from Azobenzene using Method 8270. The result for each analyte is a combined concentration.
Consistent with EPA guidelines, unrounded data are displayed and have been used to calculate % recovery and RPD values.
LCS(D) - Laboratory Control Sample (Duplicate)
MS(D) - Matrix Spike (Duplicate)
DUP - Sample Duplicate
RPD - Relative Percent Difference
NC - Not Calculable.
SG - Silica Gel - Clean-Up
U - Indicates the compound was analyzed for, but not detected.
N-Nitrosodiphenylamine decomposes and cannot be separated from Diphenylamine using Method 8270. The result reported for each analyte is a combined concentration.
Pace Analytical is TNI accredited. Contact your Pace PM for the current list of accredited analytes.
TNI - The NELAC Institute.

LABORATORIES

PASI-K Pace Analytical Services - Kansas City

WORKORDER QUALIFIERS

WO: 60276003
[1] Revision 1 8/10/2018
[2] Ammended report to correct typo in lab entered field data

ANALYTE QUALIFIERS

B Analyte was detected in the associated method blank.
H6 Analysis initiated outside of the 15 minute EPA required holding time.
M1 Matrix spike recovery exceeded QC limits. Batch accepted based on laboratory control sample (LCS) recovery.

REPORT OF LABORATORY ANALYSIS

This report shall not be reproduced, except in full,
without the written consent of Pace Analytical Services, LLC.

QUALITY CONTROL DATA CROSS REFERENCE TABLE

Project: 25218062.00. Sutherland Gen.

Pace Project No.: 60276003

Lab ID	Sample ID	QC Batch Method	QC Batch	Analytical Method	Analytical Batch
60276003001	MW-301		538049		
60276003002	MW-302		538049		
60276003003	MW-303		538049		
60276003004	MW-304		538049		
60276003005	MW-305		538049		
60276003006	MW-306		538049		
60276003001	MW-301	EPA 3010	537525	EPA 6010	537636
60276003002	MW-302	EPA 3010	537525	EPA 6010	537636
60276003003	MW-303	EPA 3010	537525	EPA 6010	537636
60276003004	MW-304	EPA 3010	537525	EPA 6010	537636
60276003005	MW-305	EPA 3010	537525	EPA 6010	537636
60276003006	MW-306	EPA 3010	537525	EPA 6010	537636
60276003007	FIELD BLANK	EPA 3010	537525	EPA 6010	537636
60276003001	MW-301	EPA 3010	536704	EPA 6020	536774
60276003002	MW-302	EPA 3010	536704	EPA 6020	536774
60276003003	MW-303	EPA 3010	536704	EPA 6020	536774
60276003004	MW-304	EPA 3010	536704	EPA 6020	536774
60276003005	MW-305	EPA 3010	536704	EPA 6020	536774
60276003006	MW-306	EPA 3010	536704	EPA 6020	536774
60276003007	FIELD BLANK	EPA 3010	537713	EPA 6020	537849
60276003001	MW-301	EPA 7470	537541	EPA 7470	537615
60276003002	MW-302	EPA 7470	537541	EPA 7470	537615
60276003003	MW-303	EPA 7470	537541	EPA 7470	537615
60276003004	MW-304	EPA 7470	537541	EPA 7470	537615
60276003005	MW-305	EPA 7470	537541	EPA 7470	537615
60276003006	MW-306	EPA 7470	537541	EPA 7470	537615
60276003007	FIELD BLANK	EPA 7470	537541	EPA 7470	537615
60276003001	MW-301	SM 2540C	537164		
60276003002	MW-302	SM 2540C	537166		
60276003003	MW-303	SM 2540C	537166		
60276003004	MW-304	SM 2540C	537166		
60276003005	MW-305	SM 2540C	537166		
60276003006	MW-306	SM 2540C	537166		
60276003007	FIELD BLANK	SM 2540C	537166		
60276003001	MW-301	EPA 9040	536935		
60276003002	MW-302	EPA 9040	536935		
60276003003	MW-303	EPA 9040	536935		
60276003004	MW-304	EPA 9040	536935		
60276003005	MW-305	EPA 9040	536935		
60276003006	MW-306	EPA 9040	536935		
60276003007	FIELD BLANK	EPA 9040	536935		
60276003001	MW-301	EPA 9056	537316		
60276003001	MW-301	EPA 9056	537783		
60276003002	MW-302	EPA 9056	537316		

REPORT OF LABORATORY ANALYSIS

This report shall not be reproduced, except in full,
without the written consent of Pace Analytical Services, LLC.

QUALITY CONTROL DATA CROSS REFERENCE TABLE

Project: 25218062.00. Sutherland Gen.

Pace Project No.: 60276003

Lab ID	Sample ID	QC Batch Method	QC Batch	Analytical Method	Analytical Batch
60276003003	MW-303	EPA 9056	537316		
60276003004	MW-304	EPA 9056	537316		
60276003004	MW-304	EPA 9056	537783		
60276003005	MW-305	EPA 9056	537316		
60276003005	MW-305	EPA 9056	537783		
60276003006	MW-306	EPA 9056	537316		
60276003006	MW-306	EPA 9056	537783		
60276003007	FIELD BLANK	EPA 9056	537316		

REPORT OF LABORATORY ANALYSIS

This report shall not be reproduced, except in full,
without the written consent of Pace Analytical Services, LLC.

WO#: 60276003



Sample Condition Upon Receipt

Client Name: SCS

Courier: FedEx UPS VIA Clay PEX ECI Pace Xroads Client Other

Tracking #: 4368 7278 6394 Pace Shipping Label Used? Yes No

Custody Seal on Cooler/Box Present: Yes No Seals intact: Yes No

Packing Material: Bubble Wrap Bubble Bags Foam None Other

Thermometer Used: T299 Type of Ice: Wet Blue None

Cooler Temperature (°C): As-read -0.4 Corr. Factor +1.0 Corrected 0.6

Date and initials of person examining contents: MR 7-27-18

Temperature should be above freezing to 6°C

Chain of Custody present:	<input checked="" type="checkbox"/> Yes <input type="checkbox"/> No <input type="checkbox"/> N/A	
Chain of Custody relinquished:	<input checked="" type="checkbox"/> Yes <input type="checkbox"/> No <input type="checkbox"/> N/A	
Samples arrived within holding time:	<input checked="" type="checkbox"/> Yes <input type="checkbox"/> No <input type="checkbox"/> N/A	
Short Hold Time analyses (<72hr):	<input checked="" type="checkbox"/> Yes <input type="checkbox"/> No <input type="checkbox"/> N/A	<u>PH</u>
Rush Turn Around Time requested:	<input type="checkbox"/> Yes <input checked="" type="checkbox"/> No <input type="checkbox"/> N/A	
Sufficient volume:	<input checked="" type="checkbox"/> Yes <input type="checkbox"/> No <input type="checkbox"/> N/A	
Correct containers used:	<input checked="" type="checkbox"/> Yes <input type="checkbox"/> No <input type="checkbox"/> N/A	
Pace containers used:	<input checked="" type="checkbox"/> Yes <input type="checkbox"/> No <input type="checkbox"/> N/A	
Containers intact:	<input checked="" type="checkbox"/> Yes <input type="checkbox"/> No <input type="checkbox"/> N/A	
Unpreserved 5035A / TX1005/1006 soils frozen in 48hrs?	<input type="checkbox"/> Yes <input type="checkbox"/> No <input checked="" type="checkbox"/> N/A	
Filtered volume received for dissolved tests?	<input type="checkbox"/> Yes <input type="checkbox"/> No <input checked="" type="checkbox"/> N/A	
Sample labels match COC: Date / time / ID / analyses	<input checked="" type="checkbox"/> Yes <input type="checkbox"/> No <input type="checkbox"/> N/A	
Samples contain multiple phases? Matrix: <u>WF</u>	<input type="checkbox"/> Yes <input checked="" type="checkbox"/> No <input type="checkbox"/> N/A	
Containers requiring pH preservation in compliance? (HNO ₃ , H ₂ SO ₄ , HCl<2; NaOH>9 Sulfide, NaOH>10 Cyanide) (Exceptions: VOA, Micro, O&G, KS TPH, OK-DRO)	<input checked="" type="checkbox"/> Yes <input type="checkbox"/> No <input type="checkbox"/> N/A	List sample IDs, volumes, lot #'s of preservative and the date/time added.
Cyanide water sample checks:		
Lead acetate strip turns dark? (Record only)	<input type="checkbox"/> Yes <input type="checkbox"/> No	
Potassium iodide test strip turns blue/purple? (Preserve)	<input type="checkbox"/> Yes <input type="checkbox"/> No	
Trip Blank present:	<input type="checkbox"/> Yes <input type="checkbox"/> No <input checked="" type="checkbox"/> N/A	
Headspace in VOA vials (>6mm):	<input type="checkbox"/> Yes <input type="checkbox"/> No <input checked="" type="checkbox"/> N/A	
Samples from USDA Regulated Area: State:	<input type="checkbox"/> Yes <input type="checkbox"/> No <input checked="" type="checkbox"/> N/A	
Additional labels attached to 5035A / TX1005 vials in the field?	<input type="checkbox"/> Yes <input type="checkbox"/> No <input checked="" type="checkbox"/> N/A	

Client Notification/ Resolution: Copy COC to Client? Y / N Field Data Required? Y / N

Person Contacted: _____ Date/Time: _____

Comments/ Resolution: _____

Project Manager Review: HJK

Date: 7-27-2018

August 14, 2018

Meghan Blodgett
SCS Engineers
2830 Dairy Drive
Madison, WI 53718

RE: Project: SUTHERLAND GENERATING STATION
Pace Project No.: 60276007

Dear Meghan Blodgett:

Enclosed are the analytical results for sample(s) received by the laboratory on July 27, 2018. The results relate only to the samples included in this report. Results reported herein conform to the most current, applicable TNI/NELAC standards and the laboratory's Quality Assurance Manual, where applicable, unless otherwise noted in the body of the report.

If you have any questions concerning this report, please feel free to contact me.

Sincerely,



Hank Kapka
hank.kapka@pacelabs.com
(913)599-5665
PM Lab Management

Enclosures

cc: Tom Karwaski, SCS Engineers
Nicole Kron, SCS Engineers
Jeff Maxted, Alliant Energy
Jess Valcheff, SCS Engineers



REPORT OF LABORATORY ANALYSIS

This report shall not be reproduced, except in full,
without the written consent of Pace Analytical Services, LLC.

08/30/2019 - Classification: Internal - ECRM6700180

CERTIFICATIONS

Project: SUTHERLAND GENERATING STATION

Pace Project No.: 60276007

Pennsylvania Certification IDs

1638 Roseytown Rd Suites 2,3&4, Greensburg, PA 15601

ANAB DOD-ELAP Rad Accreditation #: L2417

Alabama Certification #: 41590

Arizona Certification #: AZ0734

Arkansas Certification

California Certification #: 04222CA

Colorado Certification #: PA01547

Connecticut Certification #: PH-0694

Delaware Certification

EPA Region 4 DW Rad

Florida/TNI Certification #: E87683

Georgia Certification #: C040

Guam Certification

Hawaii Certification

Idaho Certification

Illinois Certification

Indiana Certification

Iowa Certification #: 391

Kansas/TNI Certification #: E-10358

Kentucky Certification #: KY90133

KY WW Permit #: KY0098221

KY WW Permit #: KY0000221

Louisiana DHH/TNI Certification #: LA180012

Louisiana DEQ/TNI Certification #: 4086

Maine Certification #: 2017020

Maryland Certification #: 308

Massachusetts Certification #: M-PA1457

Michigan/PADEP Certification #: 9991

Missouri Certification #: 235

Montana Certification #: Cert0082

Nebraska Certification #: NE-OS-29-14

Nevada Certification #: PA014572018-1

New Hampshire/TNI Certification #: 297617

New Jersey/TNI Certification #: PA051

New Mexico Certification #: PA01457

New York/TNI Certification #: 10888

North Carolina Certification #: 42706

North Dakota Certification #: R-190

Ohio EPA Rad Approval: #41249

Oregon/TNI Certification #: PA200002-010

Pennsylvania/TNI Certification #: 65-00282

Puerto Rico Certification #: PA01457

Rhode Island Certification #: 65-00282

South Dakota Certification

Tennessee Certification #: 02867

Texas/TNI Certification #: T104704188-17-3

Utah/TNI Certification #: PA014572017-9

USDA Soil Permit #: P330-17-00091

Vermont Dept. of Health: ID# VT-0282

Virgin Island/PADEP Certification

Virginia/VELAP Certification #: 9526

Washington Certification #: C868

West Virginia DEP Certification #: 143

West Virginia DHHR Certification #: 9964C

Wisconsin Approve List for Rad

Wyoming Certification #: 8TMS-L

REPORT OF LABORATORY ANALYSIS

This report shall not be reproduced, except in full,
without the written consent of Pace Analytical Services, LLC.

SAMPLE SUMMARY

Project: SUTHERLAND GENERATING STATION

Pace Project No.: 60276007

Lab ID	Sample ID	Matrix	Date Collected	Date Received
60276007001	MW-301	Water	07/26/18 10:34	07/27/18 09:15
60276007002	MW-302	Water	07/26/18 09:26	07/27/18 09:15
60276007003	MW-303	Water	07/26/18 08:24	07/27/18 09:15
60276007004	MW-304	Water	07/26/18 13:24	07/27/18 09:15
60276007005	MW-305	Water	07/26/18 12:14	07/27/18 09:15
60276007006	MW-306	Water	07/26/18 11:29	07/27/18 09:15
60276007007	FIELD BLANK	Water	07/26/18 09:12	07/27/18 09:15

REPORT OF LABORATORY ANALYSIS

This report shall not be reproduced, except in full,
without the written consent of Pace Analytical Services, LLC.

SAMPLE ANALYTE COUNT

Project: SUTHERLAND GENERATING STATION

Pace Project No.: 60276007

Lab ID	Sample ID	Method	Analysts	Analytes Reported	Laboratory
60276007001	MW-301	EPA 903.1	MK1	1	PASI-PA
		EPA 904.0	VAL	1	PASI-PA
		Total Radium Calculation	CMC	1	PASI-PA
60276007002	MW-302	EPA 903.1	MK1	1	PASI-PA
		EPA 904.0	VAL	1	PASI-PA
		Total Radium Calculation	CMC	1	PASI-PA
60276007003	MW-303	EPA 903.1	MK1	1	PASI-PA
		EPA 904.0	VAL	1	PASI-PA
		Total Radium Calculation	CMC	1	PASI-PA
60276007004	MW-304	EPA 903.1	MK1	1	PASI-PA
		EPA 904.0	VAL	1	PASI-PA
		Total Radium Calculation	CMC	1	PASI-PA
60276007005	MW-305	EPA 903.1	MK1	1	PASI-PA
		EPA 904.0	VAL	1	PASI-PA
		Total Radium Calculation	CMC	1	PASI-PA
60276007006	MW-306	EPA 903.1	MK1	1	PASI-PA
		EPA 904.0	VAL	1	PASI-PA
		Total Radium Calculation	CMC	1	PASI-PA
60276007007	FIELD BLANK	EPA 903.1	MK1	1	PASI-PA
		EPA 904.0	VAL	1	PASI-PA
		Total Radium Calculation	CMC	1	PASI-PA

REPORT OF LABORATORY ANALYSIS

This report shall not be reproduced, except in full,
without the written consent of Pace Analytical Services, LLC.

ANALYTICAL RESULTS - RADIOCHEMISTRY

Project: SUTHERLAND GENERATING STATION

Pace Project No.: 60276007

Sample: MW-301 **Lab ID: 60276007001** Collected: 07/26/18 10:34 Received: 07/27/18 09:15 Matrix: Water
PWS: Site ID: Sample Type:

Parameters	Method	Act ± Unc (MDC) Carr Trac	Units	Analyzed	CAS No.	Qual
Radium-226	EPA 903.1	0.713 ± 0.703 (1.07) C:NA T:81%	pCi/L	08/10/18 20:05	13982-63-3	
Radium-228	EPA 904.0	2.61 ± 0.959 (1.43) C:60% T:61%	pCi/L	08/10/18 15:41	15262-20-1	
Total Radium	Total Radium Calculation	3.32 ± 1.66 (2.50)	pCi/L	08/14/18 15:50	7440-14-4	

REPORT OF LABORATORY ANALYSIS

This report shall not be reproduced, except in full,
without the written consent of Pace Analytical Services, LLC.

ANALYTICAL RESULTS - RADIOCHEMISTRY

Project: SUTHERLAND GENERATING STATION

Pace Project No.: 60276007

Sample: MW-302 **Lab ID: 60276007002** Collected: 07/26/18 09:26 Received: 07/27/18 09:15 Matrix: Water
PWS: Site ID: Sample Type:

Parameters	Method	Act ± Unc (MDC) Carr Trac	Units	Analyzed	CAS No.	Qual
Radium-226	EPA 903.1	0.341 ± 0.580 (1.02) C:NA T:81%	pCi/L	08/10/18 20:05	13982-63-3	
Radium-228	EPA 904.0	0.515 ± 0.514 (1.06) C:65% T:77%	pCi/L	08/10/18 15:41	15262-20-1	
Total Radium	Total Radium Calculation	0.856 ± 1.09 (2.08)	pCi/L	08/14/18 15:50	7440-14-4	

REPORT OF LABORATORY ANALYSIS

This report shall not be reproduced, except in full,
without the written consent of Pace Analytical Services, LLC.

ANALYTICAL RESULTS - RADIOCHEMISTRY

Project: SUTHERLAND GENERATING STATION

Pace Project No.: 60276007

Sample: MW-303 **Lab ID: 60276007003** Collected: 07/26/18 08:24 Received: 07/27/18 09:15 Matrix: Water
PWS: Site ID: Sample Type:

Parameters	Method	Act ± Unc (MDC) Carr Trac	Units	Analyzed	CAS No.	Qual
Radium-226	EPA 903.1	0.316 ± 0.548 (0.979) C:NA T:72%	pCi/L	08/10/18 20:05	13982-63-3	
Radium-228	EPA 904.0	0.428 ± 0.423 (0.869) C:64% T:84%	pCi/L	08/10/18 15:41	15262-20-1	
Total Radium	Total Radium Calculation	0.744 ± 0.971 (1.85)	pCi/L	08/14/18 15:50	7440-14-4	

REPORT OF LABORATORY ANALYSIS

This report shall not be reproduced, except in full,
without the written consent of Pace Analytical Services, LLC.

ANALYTICAL RESULTS - RADIOCHEMISTRY

Project: SUTHERLAND GENERATING STATION

Pace Project No.: 60276007

Sample: MW-304 **Lab ID: 60276007004** Collected: 07/26/18 13:24 Received: 07/27/18 09:15 Matrix: Water
PWS: Site ID: Sample Type:

Parameters	Method	Act ± Unc (MDC) Carr Trac	Units	Analyzed	CAS No.	Qual
Radium-226	EPA 903.1	0.165 ± 0.561 (1.08) C:NA T:83%	pCi/L	08/10/18 20:05	13982-63-3	
Radium-228	EPA 904.0	0.391 ± 0.451 (0.946) C:64% T:80%	pCi/L	08/10/18 15:41	15262-20-1	
Total Radium	Total Radium Calculation	0.556 ± 1.01 (2.03)	pCi/L	08/14/18 15:50	7440-14-4	

REPORT OF LABORATORY ANALYSIS

This report shall not be reproduced, except in full,
without the written consent of Pace Analytical Services, LLC.

ANALYTICAL RESULTS - RADIOCHEMISTRY

Project: SUTHERLAND GENERATING STATION

Pace Project No.: 60276007

Sample: MW-305 **Lab ID: 60276007005** Collected: 07/26/18 12:14 Received: 07/27/18 09:15 Matrix: Water
PWS: Site ID: Sample Type:

Parameters	Method	Act ± Unc (MDC) Carr Trac	Units	Analyzed	CAS No.	Qual
Radium-226	EPA 903.1	0.942 ± 0.649 (0.693) C:NA T:80%	pCi/L	08/10/18 20:19	13982-63-3	
Radium-228	EPA 904.0	0.330 ± 0.471 (1.01) C:64% T:80%	pCi/L	08/10/18 15:39	15262-20-1	
Total Radium	Total Radium Calculation	1.27 ± 1.12 (1.70)	pCi/L	08/14/18 15:50	7440-14-4	

REPORT OF LABORATORY ANALYSIS

This report shall not be reproduced, except in full,
without the written consent of Pace Analytical Services, LLC.

ANALYTICAL RESULTS - RADIOCHEMISTRY

Project: SUTHERLAND GENERATING STATION

Pace Project No.: 60276007

Sample: MW-306 **Lab ID: 60276007006** Collected: 07/26/18 11:29 Received: 07/27/18 09:15 Matrix: Water
PWS: Site ID: Sample Type:

Parameters	Method	Act ± Unc (MDC) Carr Trac	Units	Analyzed	CAS No.	Qual
Radium-226	EPA 903.1	0.000 ± 0.573 (1.21) C:NA T:86%	pCi/L	08/10/18 20:19	13982-63-3	
Radium-228	EPA 904.0	-0.435 ± 0.412 (1.06) C:62% T:79%	pCi/L	08/10/18 15:41	15262-20-1	
Total Radium	Total Radium Calculation	0.000 ± 0.985 (2.27)	pCi/L	08/14/18 15:50	7440-14-4	

REPORT OF LABORATORY ANALYSIS

This report shall not be reproduced, except in full,
without the written consent of Pace Analytical Services, LLC.

ANALYTICAL RESULTS - RADIOCHEMISTRY

Project: SUTHERLAND GENERATING STATION

Pace Project No.: 60276007

Sample: FIELD BLANK **Lab ID: 60276007007** Collected: 07/26/18 09:12 Received: 07/27/18 09:15 Matrix: Water
PWS: Site ID: Sample Type:

Parameters	Method	Act ± Unc (MDC) Carr Trac	Units	Analyzed	CAS No.	Qual
Radium-226	EPA 903.1	0.000 ± 0.427 (0.689) C:NA T:75%	pCi/L	08/10/18 20:19	13982-63-3	
Radium-228	EPA 904.0	-0.0836 ± 0.319 (0.765) C:75% T:85%	pCi/L	08/13/18 16:38	15262-20-1	
Total Radium	Total Radium Calculation	0.000 ± 0.746 (1.45)	pCi/L	08/14/18 15:50	7440-14-4	

REPORT OF LABORATORY ANALYSIS

This report shall not be reproduced, except in full,
without the written consent of Pace Analytical Services, LLC.

QUALITY CONTROL - RADIOCHEMISTRY

Project: SUTHERLAND GENERATING STATION

Pace Project No.: 60276007

QC Batch: 308184

Analysis Method: EPA 904.0

QC Batch Method: EPA 904.0

Analysis Description: 904.0 Radium 228

Associated Lab Samples: 60276007007

METHOD BLANK: 1506271

Matrix: Water

Associated Lab Samples: 60276007007

Parameter	Act ± Unc (MDC) Carr Trac	Units	Analyzed	Qualifiers
Radium-228	0.532 ± 0.361 (0.676) C:77% T:79%	pCi/L	08/13/18 16:38	

Results presented on this page are in the units indicated by the "Units" column except where an alternate unit is presented to the right of the result.

REPORT OF LABORATORY ANALYSIS

This report shall not be reproduced, except in full,
without the written consent of Pace Analytical Services, LLC.

QUALITY CONTROL - RADIOCHEMISTRY

Project: SUTHERLAND GENERATING STATION

Pace Project No.: 60276007

QC Batch: 308174 Analysis Method: EPA 903.1

QC Batch Method: EPA 903.1 Analysis Description: 903.1 Radium-226

Associated Lab Samples: 60276007001, 60276007002, 60276007003, 60276007004, 60276007005, 60276007006, 60276007007

METHOD BLANK: 1506242 Matrix: Water

Associated Lab Samples: 60276007001, 60276007002, 60276007003, 60276007004, 60276007005, 60276007006, 60276007007

Parameter	Act ± Unc (MDC) Carr Trac	Units	Analyzed	Qualifiers
Radium-226	0.000 ± 0.349 (0.563) C:NA T:85%	pCi/L	08/10/18 19:36	

Results presented on this page are in the units indicated by the "Units" column except where an alternate unit is presented to the right of the result.

REPORT OF LABORATORY ANALYSIS

This report shall not be reproduced, except in full,
without the written consent of Pace Analytical Services, LLC.

QUALITY CONTROL - RADIOCHEMISTRY

Project: SUTHERLAND GENERATING STATION

Pace Project No.: 60276007

QC Batch:	308183	Analysis Method:	EPA 904.0
QC Batch Method:	EPA 904.0	Analysis Description:	904.0 Radium 228
Associated Lab Samples:	60276007001, 60276007002, 60276007003, 60276007004, 60276007005, 60276007006		

METHOD BLANK:	1506263	Matrix:	Water
Associated Lab Samples:	60276007001, 60276007002, 60276007003, 60276007004, 60276007005, 60276007006		

Parameter	Act ± Unc (MDC) Carr Trac	Units	Analyzed	Qualifiers
Radium-228	0.784 ± 0.398 (0.700) C:77% T:91%	pCi/L	08/10/18 12:42	

Results presented on this page are in the units indicated by the "Units" column except where an alternate unit is presented to the right of the result.

REPORT OF LABORATORY ANALYSIS

This report shall not be reproduced, except in full,
without the written consent of Pace Analytical Services, LLC.

QUALIFIERS

Project: SUTHERLAND GENERATING STATION

Pace Project No.: 60276007

DEFINITIONS

DF - Dilution Factor, if reported, represents the factor applied to the reported data due to dilution of the sample aliquot.

ND - Not Detected at or above adjusted reporting limit.

TNTC - Too Numerous To Count

J - Estimated concentration above the adjusted method detection limit and below the adjusted reporting limit.

MDL - Adjusted Method Detection Limit.

PQL - Practical Quantitation Limit.

RL - Reporting Limit - The lowest concentration value that meets project requirements for quantitative data with known precision and bias for a specific analyte in a specific matrix.

S - Surrogate

1,2-Diphenylhydrazine decomposes to and cannot be separated from Azobenzene using Method 8270. The result for each analyte is a combined concentration.

Consistent with EPA guidelines, unrounded data are displayed and have been used to calculate % recovery and RPD values.

LCS(D) - Laboratory Control Sample (Duplicate)

MS(D) - Matrix Spike (Duplicate)

DUP - Sample Duplicate

RPD - Relative Percent Difference

NC - Not Calculable.

SG - Silica Gel - Clean-Up

U - Indicates the compound was analyzed for, but not detected.

N-Nitrosodiphenylamine decomposes and cannot be separated from Diphenylamine using Method 8270. The result reported for each analyte is a combined concentration.

Act - Activity

Unc - Uncertainty: SDWA = 1.96 sigma count uncertainty, all other matrices = Expanded Uncertainty (95% confidence interval).

Gamma Spec = Expanded Uncertainty (95.4% Confidence Interval)

(MDC) - Minimum Detectable Concentration

Trac - Tracer Recovery (%)

Carr - Carrier Recovery (%)

Pace Analytical is TNI accredited. Contact your Pace PM for the current list of accredited analytes.

TNI - The NELAC Institute.

LABORATORIES

PASI-PA Pace Analytical Services - Greensburg

REPORT OF LABORATORY ANALYSIS

This report shall not be reproduced, except in full,
without the written consent of Pace Analytical Services, LLC.

QUALITY CONTROL DATA CROSS REFERENCE TABLE

Project: SUTHERLAND GENERATING STATION

Pace Project No.: 60276007

Lab ID	Sample ID	QC Batch Method	QC Batch	Analytical Method	Analytical Batch
60276007001	MW-301	EPA 903.1	308174		
60276007002	MW-302	EPA 903.1	308174		
60276007003	MW-303	EPA 903.1	308174		
60276007004	MW-304	EPA 903.1	308174		
60276007005	MW-305	EPA 903.1	308174		
60276007006	MW-306	EPA 903.1	308174		
60276007007	FIELD BLANK	EPA 903.1	308174		
60276007001	MW-301	EPA 904.0	308183		
60276007002	MW-302	EPA 904.0	308183		
60276007003	MW-303	EPA 904.0	308183		
60276007004	MW-304	EPA 904.0	308183		
60276007005	MW-305	EPA 904.0	308183		
60276007006	MW-306	EPA 904.0	308183		
60276007007	FIELD BLANK	EPA 904.0	308184		
60276007001	MW-301	Total Radium Calculation	309563		
60276007002	MW-302	Total Radium Calculation	309563		
60276007003	MW-303	Total Radium Calculation	309563		
60276007004	MW-304	Total Radium Calculation	309563		
60276007005	MW-305	Total Radium Calculation	309563		
60276007006	MW-306	Total Radium Calculation	309563		
60276007007	FIELD BLANK	Total Radium Calculation	309563		

REPORT OF LABORATORY ANALYSIS

This report shall not be reproduced, except in full,
without the written consent of Pace Analytical Services, LLC.



Sample Condition Upon Receipt

WO#: 60276007



HWH

Client Name: SLS

Courier: FedEx UPS VIA Clay PEX ECI Pace Xroads Client Other

Tracking #: 4368 7278 6340 Pace Shipping Label Used? Yes No

Custody Seal on Cooler/Box Present: Yes No Seals intact: Yes No

Packing Material: Bubble Wrap Bubble Bags Foam None Other

Thermometer Used: T299 Type of Ice: Wet Blue None

Cooler Temperature (°C): As-read 7.4 Corr. Factor +1.0 Corrected 8.4

Date and initials of person examining contents: SLS 7-27-18

Temperature should be above freezing to 6°C

Chain of Custody present:	<input checked="" type="checkbox"/> Yes <input type="checkbox"/> No <input type="checkbox"/> N/A	
Chain of Custody relinquished:	<input checked="" type="checkbox"/> Yes <input type="checkbox"/> No <input type="checkbox"/> N/A	
Samples arrived within holding time:	<input checked="" type="checkbox"/> Yes <input type="checkbox"/> No <input type="checkbox"/> N/A	
Short Hold Time analyses (<72hr):	<input type="checkbox"/> Yes <input checked="" type="checkbox"/> No <input type="checkbox"/> N/A	
Rush Turn Around Time requested:	<input type="checkbox"/> Yes <input checked="" type="checkbox"/> No <input type="checkbox"/> N/A	
Sufficient volume:	<input checked="" type="checkbox"/> Yes <input type="checkbox"/> No <input type="checkbox"/> N/A	
Correct containers used:	<input checked="" type="checkbox"/> Yes <input type="checkbox"/> No <input type="checkbox"/> N/A	
Pace containers used:	<input checked="" type="checkbox"/> Yes <input type="checkbox"/> No <input type="checkbox"/> N/A	
Containers intact:	<input checked="" type="checkbox"/> Yes <input type="checkbox"/> No <input type="checkbox"/> N/A	
Unpreserved 5035A / TX1005/1006 soils frozen in 48hrs?	<input type="checkbox"/> Yes <input type="checkbox"/> No <input checked="" type="checkbox"/> N/A	
Filtered volume received for dissolved tests?	<input type="checkbox"/> Yes <input type="checkbox"/> No <input checked="" type="checkbox"/> N/A	
Sample labels match COC: Date / time / ID / analyses	<input checked="" type="checkbox"/> Yes <input type="checkbox"/> No <input type="checkbox"/> N/A	
Samples contain multiple phases? Matrix: <u>WT</u>	<input type="checkbox"/> Yes <input checked="" type="checkbox"/> No <input type="checkbox"/> N/A	
Containers requiring pH preservation in compliance? (HNO ₃ , H ₂ SO ₄ , HCl<2; NaOH>9 Sulfide, NaOH>10 Cyanide) (Exceptions: VOA, Micro, O&G, KS TPH, OK-DRO)	<input checked="" type="checkbox"/> Yes <input type="checkbox"/> No <input type="checkbox"/> N/A	List sample IDs, volumes, lot #'s of preservative and the date/time added.
Cyanide water sample checks:		
Lead acetate strip turns dark? (Record only)	<input type="checkbox"/> Yes <input type="checkbox"/> No	
Potassium iodide test strip turns blue/purple? (Preserve)	<input type="checkbox"/> Yes <input type="checkbox"/> No	
Trip Blank present:	<input type="checkbox"/> Yes <input type="checkbox"/> No <input checked="" type="checkbox"/> N/A	
Headspace in VOA vials (>6mm):	<input type="checkbox"/> Yes <input type="checkbox"/> No <input checked="" type="checkbox"/> N/A	
Samples from USDA Regulated Area: State:	<input type="checkbox"/> Yes <input type="checkbox"/> No <input checked="" type="checkbox"/> N/A	
Additional labels attached to 5035A / TX1005 vials in the field?	<input type="checkbox"/> Yes <input type="checkbox"/> No <input checked="" type="checkbox"/> N/A	

Client Notification/ Resolution: Copy COC to Client? Y / N Field Data Required? Y / N

Person Contacted: _____ Date/Time: _____

Comments/ Resolution: _____

Project Manager Review: HWH

Date: 7-30-2018

CHAIN-OF-CUSTODY / Analytical Request Document

The Chain-of-Custody is a LEGAL DOCUMENT. All relevant fields must be completed accurately.



Section A
Required Client Information:

Company: SCS Engineers
Address: 2830 Dairy Drive
Madison WI 53718
Email To: mblodgett@scsengineers.com
Phone: 608-216-7362 Fax:
Requested Due Date/TAT:

Section B
Required Project Information:

Report To: Meghan Blodgett
Copy To: Tom Karwaski
Purchase Order No.:
Project Name: Sutherland Generating Station
Project Number: 25218062.00.

Section C
Invoice Information:

Attention: Meghan Blodgett/Jess Valcheff
Company Name: SCS Engineers
Address:
Pace Quote Reference:
Pace Project Manager: Hank Kapka 913-563-1404
Pace Profile #: 6696 Line 2

REGULATORY AGENCY

NPDES GROUND WATER DRINKING WATER
 UST RCRA OTHER

Site Location: IA STATE: IA

ITEM #	Classification	Valid Matrix Codes MATRIX CODE DRINKING WATER DW WASTE WATER WW PRODUCT P SOILSOLID SL OIL OI WIPE WI AIR AR OTHER OT TISSUE TS	COLLECTED		SAMPLE TYPE (G=GRAB C=COMP)	MATRIX CODE (see valid codes to left)	# OF CONTAINERS	Preservatives	Analysis Test ↑	Requested Analysis Filtered (Y/N)	Residual Chlorine (Y/N)	Pace Project No./ Lab I.D.
			COMPOSITE START	COMPOSITE END/GRAB								
1	MW-301		xxx	7/26/18	G	WT	2	H ₂ O ₄	X			001
2	MW-302		xxx	7/26/18	G	WT	2	HNO ₃	X			002
3	MW-303		xxx	7/26/18	G	WT	2	HCl	X			003
4	MW-304		xxx	7/26/18	G	WT	2	NaOH	X			004
5	MW-305		xxx	7/26/18	G	WT	2	Na ₂ S ₂ O ₃	X			005
6	MW-306		xxx	7/26/18	G	WT	2	Other	X			006
7	FIELD BLANK		xxx	7/26/18	G	WT	2	Unpreserved	X			007
8	FCRM											
9	67001											
10												
11												
12												

ADDITIONAL COMMENTS

Ship To: 9608 Lorret Boulevard, Lenexa, KS 66219
 Relinquished By / Affiliation: *Chadler Pini / SCS* Date: 7/26/18 Time: 1700
 Accepted By / Affiliation: *[Signature]* Date: 7/27/18 Time: 0915
 Temperature: 8.4 °C
 Received on Ice (Y/N): Y
 Custody Sealed (Y/N): Y
 Samples Intact (Y/N): Y

SAMPLER NAME AND SIGNATURE

PRINT Name of SAMPLER: _____ DATE Signed (MM/DD/YY): _____
 SIGNATURE of SAMPLER: _____

Chain of Custody

Samples were sent directly to the Subcontracting Laboratory.

State Of Origin: IA



Workorder: 60276007 Workorder Name: SUTHERLAND GENERATING STATION Owner Received Date: 7/27/2018 Results Requested By: 8/17/2018
 Report To: Subcontract To: Requested Analysis

Hank Kapka
 Pace Analytical Kansas
 9608 Loiret Blvd.
 Lenexa, KS 66219
 Phone (913)599-5665

Pace Analytical Pittsburgh
 1638 Roseytown Road
 Suites 2,3, & 4
 Greensburg, PA 15601
 Phone (724)850-5600

WO#: 30260894



Total Ra
 Ra 226 / Ra 228

Item	Sample ID	Sample Type	Collect Date/Time	Lab ID	Matrix	Preserved Containers							LAB USE ONLY	
						HNO3								
1	MW-301	PS	7/26/2018 10:34	60276007001	Water	1								001
2	MW-302	PS	7/26/2018 09:26	60276007002	Water	1								002
3	MW-303	PS	7/26/2018 08:24	60276007003	Water	1								003
4	MW-304	PS	7/26/2018 13:24	60276007004	Water	1								004
5	MW-305	PS	7/26/2018 12:14	60276007005	Water	1								005
6	MW-306	PS	7/26/2018 11:29	60276007006	Water	1								006
7	FIELD BLANK	PS	7/26/2018 09:12	60276007007	Water	1								007

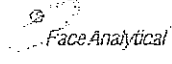
Transfers	Released By	Date/Time	Received By	Date/Time	Received on Ice	Y or N	Samples Intact	Y or N
1	<i>[Signature]</i>	7/31/18 17:00	<i>Candy Weyman</i>	8-1-18	X	Y	Y	N
2								
3								

Cooler Temperature on Receipt: 41 °C Custody Seal: Y or N Received on Ice: Y or N Samples Intact: Y or N

***In order to maintain client confidentiality, location/name of the sampling site, sampler's name and signature may not be provided on this COC document.
 This chain of custody is considered complete as is since this information is available in the owner laboratory.

Comments

Pittsburgh Lab Sample Condition Upon Receipt



Client Name: PACE LS

Project # 30260894

Courier: Fed Ex UPS USPS Client Commercial Pace Other _____

Tracking #: 4542 2779 0401

Label <u>ET</u>
LIMS Login <u>BYH</u>

Custody Seal on Cooler/Box Present: yes no Seals intact: yes no

Thermometer Used N/A Type of Ice: Wet Blue None

Cooler Temperature _____ Observed Temp _____ °C Correction Factor _____ °C Final Temp: _____ °C
Temp should be above freezing to 6°C

Comments:	Yes	No	N/A	pH paper Lot#	Date and Initials of person examining contents:
				<u>1003671</u>	<u>ET 8-1-18</u>
Chain of Custody Present:	/				
Chain of Custody Filled Out:	/				
Chain of Custody Relinquished:	/				
Sampler Name & Signature on COC:	/				
Sample Labels match COC:	/				
-Includes date/time/ID Matrix: <u>WT</u>					
Samples Arrived within Hold Time:	/				
Short Hold Time Analysis (<72hr remaining):	/				
Rush Turn Around Time Requested:	/				
Sufficient Volume:	/				
Correct Containers Used:	/				
-Pace Containers Used:	/				
Containers Intact:	/				
Orthophosphate field filtered			/		
Hex Cr Aqueous Compliance/NPDES sample field filtered			/		
Organic Samples checked for dechlorination:			/		
Filtered volume received for Dissolved tests			/		
All containers have been checked for preservation.	/				
All containers needing preservation are found to be in compliance with EPA recommendation.	/			<u>PHCZ</u>	
exceptions: VOA, coliform, TOC, O&G, Phenolics				Initial when completed <u>ET</u>	Date/time of preservation
				Lot # of added preservative	
Headspace in VOA Vials (>6mm):			/		
Trip Blank Present:			/		
Trip Blank Custody Seals Present			/		
Rad Aqueous Samples Screened > 0.5 mrem/hr	/			Initial when completed: <u>ET</u>	Date: <u>8-1-18</u>

Client Notification/ Resolution:
 Person Contacted: _____ Date/Time: _____ Contacted By: _____
 Comments/ Resolution: _____

A check in this box indicates that additional information has been stored in ereports.

Note: Whenever there is a discrepancy affecting North Carolina compliance samples, a copy of this form will be sent to the North Carolina DEHNR Certification Office (i.e. out of hold, incorrect preservative, out of temp, incorrect containers)
 *PM review is documented electronically in LIMS. When the Project Manager closes the SRF Review schedule in LIMS. The review is in the Status section of the Workorder Edit Screen.

A5 Round 5 Background Sampling, Analytical Laboratory Report

September 27, 2018

Meghan Blodgett
SCS Engineers
2830 Dairy Drive
Madison, WI 53718

RE: Project: SUTHERLAND GENERATING STATION
Pace Project No.: 60280434

Dear Meghan Blodgett:

Enclosed are the analytical results for sample(s) received by the laboratory on September 13, 2018. The results relate only to the samples included in this report. Results reported herein conform to the most current, applicable TNI/NELAC standards and the laboratory's Quality Assurance Manual, where applicable, unless otherwise noted in the body of the report.

If you have any questions concerning this report, please feel free to contact me.

Sincerely,



Heather Wilson for
Hank Kapka
hank.kapka@pacelabs.com
(913)599-5665
PM Lab Management

Enclosures

cc: Tom Karwaski, SCS Engineers
Nicole Kron, SCS Engineers
Jeff Maxted, Alliant Energy
Accounts Payable, SCS Engineers
Jess Valcheff, SCS Engineers



REPORT OF LABORATORY ANALYSIS

This report shall not be reproduced, except in full,
without the written consent of Pace Analytical Services, LLC.

08/30/2019 - Classification: Internal - ECRM6700180

CERTIFICATIONS

Project: SUTHERLAND GENERATING STATION

Pace Project No.: 60280434

Kansas Certification IDs

9608 Loiret Boulevard, Lenexa, KS 66219

Missouri Certification Number: 10090

Arkansas Drinking Water

WY STR Certification #: 2456.01

Arkansas Certification #: 18-016-0

Arkansas Drinking Water

Illinois Certification #: 004455

Iowa Certification #: 118

Kansas/NELAP Certification #: E-10116

Louisiana Certification #: 03055

Nevada Certification #: KS000212018-1

Oklahoma Certification #: 9205/9935

Texas Certification #: T104704407

Utah Certification #: KS00021

Kansas Field Laboratory Accreditation: # E-92587

Missouri Certification: 10070

Missouri Certification Number: 10090

REPORT OF LABORATORY ANALYSIS

This report shall not be reproduced, except in full,
without the written consent of Pace Analytical Services, LLC.

SAMPLE SUMMARY

Project: SUTHERLAND GENERATING STATION

Pace Project No.: 60280434

Lab ID	Sample ID	Matrix	Date Collected	Date Received
60280434001	MW-301	Water	09/11/18 09:49	09/13/18 09:15
60280434002	MW-302	Water	09/11/18 08:36	09/13/18 09:15
60280434003	MW-303	Water	09/11/18 15:14	09/13/18 09:15
60280434004	MW-304	Water	09/11/18 11:19	09/13/18 09:15
60280434005	MW-305	Water	09/11/18 12:34	09/13/18 09:15
60280434006	MW-306	Water	09/11/18 14:14	09/13/18 09:15
60280434007	FIELD BLANK	Water	09/11/18 08:10	09/13/18 09:15

REPORT OF LABORATORY ANALYSIS

This report shall not be reproduced, except in full,
without the written consent of Pace Analytical Services, LLC.

SAMPLE ANALYTE COUNT

Project: SUTHERLAND GENERATING STATION

Pace Project No.: 60280434

Lab ID	Sample ID	Method	Analysts	Analytes Reported	Laboratory
60280434001	MW-301	EPA 6010	TDS	3	PASI-K
		EPA 6020	JGP	11	PASI-K
		EPA 7470	CTR	1	PASI-K
		SM 2540C	JDA	1	PASI-K
		EPA 9040	ZMH	1	PASI-K
		EPA 9056	OL	3	PASI-K
60280434002	MW-302	EPA 6010	TDS	3	PASI-K
		EPA 6020	JGP	11	PASI-K
		EPA 7470	CTR	1	PASI-K
		SM 2540C	JDA	1	PASI-K
		EPA 9040	ZMH	1	PASI-K
		EPA 9056	OL	3	PASI-K
60280434003	MW-303	EPA 6010	TDS	3	PASI-K
		EPA 6020	JGP	11	PASI-K
		EPA 7470	CTR	1	PASI-K
		SM 2540C	JDA	1	PASI-K
		EPA 9040	ZMH	1	PASI-K
		EPA 9056	OL	3	PASI-K
60280434004	MW-304	EPA 6010	TDS	3	PASI-K
		EPA 6020	JGP	11	PASI-K
		EPA 7470	CTR	1	PASI-K
		SM 2540C	JDA	1	PASI-K
		EPA 9040	ZMH	1	PASI-K
		EPA 9056	OL	3	PASI-K
60280434005	MW-305	EPA 6010	TDS	3	PASI-K
		EPA 6020	JGP	11	PASI-K
		EPA 7470	CTR	1	PASI-K
		SM 2540C	JDA	1	PASI-K
		EPA 9040	ZMH	1	PASI-K
		EPA 9056	OL	3	PASI-K
60280434006	MW-306	EPA 6010	TDS	3	PASI-K
		EPA 6020	JGP	11	PASI-K
		EPA 7470	CTR	1	PASI-K
		SM 2540C	JDA	1	PASI-K
		EPA 9040	ZMH	1	PASI-K
		EPA 9056	OL	3	PASI-K
60280434007	FIELD BLANK	EPA 6010	TDS	3	PASI-K

REPORT OF LABORATORY ANALYSIS

This report shall not be reproduced, except in full,
without the written consent of Pace Analytical Services, LLC.

SAMPLE ANALYTE COUNT

Project: SUTHERLAND GENERATING STATION

Pace Project No.: 60280434

Lab ID	Sample ID	Method	Analysts	Analytes Reported	Laboratory
		EPA 6020	JGP	11	PASI-K
		EPA 7470	CTR	1	PASI-K
		SM 2540C	JDA	1	PASI-K
		EPA 9040	ZMH	1	PASI-K
		EPA 9056	OL	3	PASI-K

REPORT OF LABORATORY ANALYSIS

This report shall not be reproduced, except in full,
without the written consent of Pace Analytical Services, LLC.

ANALYTICAL RESULTS

Project: SUTHERLAND GENERATING STATION

Pace Project No.: 60280434

Sample: MW-301 Lab ID: 60280434001 Collected: 09/11/18 09:49 Received: 09/13/18 09:15 Matrix: Water

Parameters	Results	Units	PQL	MDL	DF	Prepared	Analyzed	CAS No.	Qual
Field Data									
Analytical Method:									
Collected By	Client				1		09/11/18 09:49		
Collected Date	09/11/2018				1		09/11/18 09:49		
Collected Time	09:49				1		09/11/18 09:49		
Field pH	6.82	Std. Units	0.10	0.050	1		09/11/18 09:49		
Field Temperature	19.2	deg C	0.50	0.25	1		09/11/18 09:49		
Field Specific Conductance	688	umhos/cm	1.0	1.0	1		09/11/18 09:49		
Oxygen, Dissolved	0.24	mg/L			1		09/11/18 09:49	7782-44-7	
REDOX	117.4	mV			1		09/11/18 09:49		
Turbidity	410.3	NTU	1.0	1.0	1		09/11/18 09:49		
Groundwater Elevation	857.41	feet			1		09/11/18 09:49		
6010 MET ICP									
Analytical Method: EPA 6010 Preparation Method: EPA 3010									
Boron	234	ug/L	100	12.5	1	09/13/18 16:00	09/21/18 17:58	7440-42-8	
Calcium	89.8	mg/L	0.20	0.054	1	09/13/18 16:00	09/21/18 17:58	7440-70-2	
Lithium	12.6	ug/L	10.0	4.6	1	09/13/18 16:00	09/21/18 17:58	7439-93-2	
6020 MET ICPMS									
Analytical Method: EPA 6020 Preparation Method: EPA 3010									
Antimony	0.78J	ug/L	1.0	0.15	1	09/13/18 16:00	09/20/18 15:07	7440-36-0	
Arsenic	16.2	ug/L	1.0	0.15	1	09/13/18 16:00	09/20/18 15:07	7440-38-2	
Barium	1110	ug/L	1.0	0.34	1	09/13/18 16:00	09/20/18 15:07	7440-39-3	
Beryllium	1.3	ug/L	0.50	0.12	1	09/13/18 16:00	09/20/18 15:07	7440-41-7	
Cadmium	0.60	ug/L	0.50	0.070	1	09/13/18 16:00	09/20/18 15:07	7440-43-9	
Chromium	20.8	ug/L	1.0	0.19	1	09/13/18 16:00	09/20/18 15:07	7440-47-3	
Cobalt	21.7	ug/L	1.0	0.15	1	09/13/18 16:00	09/20/18 15:07	7440-48-4	
Lead	19.1	ug/L	1.0	0.12	1	09/13/18 16:00	09/20/18 15:07	7439-92-1	
Molybdenum	13.6	ug/L	1.0	0.13	1	09/13/18 16:00	09/20/18 15:07	7439-98-7	
Selenium	8.3	ug/L	1.0	0.16	1	09/13/18 16:00	09/20/18 15:07	7782-49-2	
Thallium	0.43J	ug/L	1.0	0.14	1	09/13/18 16:00	09/20/18 15:07	7440-28-0	
7470 Mercury									
Analytical Method: EPA 7470 Preparation Method: EPA 7470									
Mercury	<0.090	ug/L	0.20	0.090	1	09/14/18 11:30	09/14/18 17:19	7439-97-6	
2540C Total Dissolved Solids									
Analytical Method: SM 2540C									
Total Dissolved Solids	439	mg/L	5.0	5.0	1		09/17/18 10:19		
9040 pH									
Analytical Method: EPA 9040									
pH	6.7	Std. Units	0.10	0.10	1		09/17/18 09:39		H6
9056 IC Anions									
Analytical Method: EPA 9056									
Chloride	38.2	mg/L	5.0	1.4	5		09/23/18 09:41	16887-00-6	
Fluoride	0.20J	mg/L	0.20	0.063	1		09/22/18 19:49	16984-48-8	
Sulfate	71.9	mg/L	5.0	1.2	5		09/23/18 09:41	14808-79-8	

REPORT OF LABORATORY ANALYSIS

This report shall not be reproduced, except in full,
without the written consent of Pace Analytical Services, LLC.

ANALYTICAL RESULTS

Project: SUTHERLAND GENERATING STATION

Pace Project No.: 60280434

Sample: MW-302 **Lab ID: 60280434002** Collected: 09/11/18 08:36 Received: 09/13/18 09:15 Matrix: Water

Parameters	Results	Units	PQL	MDL	DF	Prepared	Analyzed	CAS No.	Qual
Field Data									
Analytical Method:									
Collected By	Client				1		09/11/18 08:36		
Collected Date	09/11/2018				1		09/11/18 08:36		
Collected Time	08:36				1		09/11/18 08:36		
Field pH	7.30	Std. Units	0.10	0.050	1		09/11/18 08:36		
Field Temperature	13.9	deg C	0.50	0.25	1		09/11/18 08:36		
Field Specific Conductance	593	umhos/cm	1.0	1.0	1		09/11/18 08:36		
Oxygen, Dissolved	0.26	mg/L			1		09/11/18 08:36	7782-44-7	
REDOX	-58.3	mV			1		09/11/18 08:36		
Turbidity	3.03	NTU	1.0	1.0	1		09/11/18 08:36		
Groundwater Elevation	857.06	feet			1		09/11/18 08:36		
6010 MET ICP									
Analytical Method: EPA 6010 Preparation Method: EPA 3010									
Boron	22.4J	ug/L	100	12.5	1	09/13/18 16:00	09/21/18 18:00	7440-42-8	
Calcium	77.9	mg/L	0.20	0.054	1	09/13/18 16:00	09/21/18 18:00	7440-70-2	
Lithium	<4.6	ug/L	10.0	4.6	1	09/13/18 16:00	09/21/18 18:00	7439-93-2	
6020 MET ICPMS									
Analytical Method: EPA 6020 Preparation Method: EPA 3010									
Antimony	0.31J	ug/L	1.0	0.15	1	09/13/18 16:00	09/20/18 15:09	7440-36-0	
Arsenic	8.5	ug/L	1.0	0.15	1	09/13/18 16:00	09/20/18 15:09	7440-38-2	
Barium	117	ug/L	1.0	0.34	1	09/13/18 16:00	09/20/18 15:09	7440-39-3	
Beryllium	<0.12	ug/L	0.50	0.12	1	09/13/18 16:00	09/20/18 15:09	7440-41-7	
Cadmium	<0.070	ug/L	0.50	0.070	1	09/13/18 16:00	09/20/18 15:09	7440-43-9	
Chromium	0.26J	ug/L	1.0	0.19	1	09/13/18 16:00	09/20/18 15:09	7440-47-3	
Cobalt	4.2	ug/L	1.0	0.15	1	09/13/18 16:00	09/20/18 15:09	7440-48-4	
Lead	<0.12	ug/L	1.0	0.12	1	09/13/18 16:00	09/20/18 15:09	7439-92-1	
Molybdenum	1.2	ug/L	1.0	0.13	1	09/13/18 16:00	09/20/18 15:09	7439-98-7	
Selenium	0.58J	ug/L	1.0	0.16	1	09/13/18 16:00	09/20/18 15:09	7782-49-2	
Thallium	<0.14	ug/L	1.0	0.14	1	09/13/18 16:00	09/20/18 15:09	7440-28-0	
7470 Mercury									
Analytical Method: EPA 7470 Preparation Method: EPA 7470									
Mercury	<0.090	ug/L	0.20	0.090	1	09/14/18 11:30	09/14/18 17:26	7439-97-6	
2540C Total Dissolved Solids									
Analytical Method: SM 2540C									
Total Dissolved Solids	356	mg/L	5.0	5.0	1		09/17/18 10:19		
9040 pH									
Analytical Method: EPA 9040									
pH	6.9	Std. Units	0.10	0.10	1		09/17/18 09:37		H6
9056 IC Anions									
Analytical Method: EPA 9056									
Chloride	10.1	mg/L	1.0	0.46	1		09/22/18 20:03	16887-00-6	
Fluoride	0.24	mg/L	0.20	0.063	1		09/22/18 20:03	16984-48-8	
Sulfate	52.5	mg/L	5.0	1.2	5		09/23/18 09:55	14808-79-8	

REPORT OF LABORATORY ANALYSIS

This report shall not be reproduced, except in full,
without the written consent of Pace Analytical Services, LLC.

ANALYTICAL RESULTS

Project: SUTHERLAND GENERATING STATION

Pace Project No.: 60280434

Sample: MW-303 Lab ID: 60280434003 Collected: 09/11/18 15:14 Received: 09/13/18 09:15 Matrix: Water

Parameters	Results	Units	PQL	MDL	DF	Prepared	Analyzed	CAS No.	Qual
Field Data									
Analytical Method:									
Collected By	Client				1		09/11/18 15:14		
Collected Date	09/11/2018				1		09/11/18 15:14		
Collected Time	15:14				1		09/11/18 15:14		
Field pH	7.82	Std. Units	0.10	0.050	1		09/11/18 15:14		
Field Temperature	16.0	deg C	0.50	0.25	1		09/11/18 15:14		
Field Specific Conductance	921	umhos/cm	1.0	1.0	1		09/11/18 15:14		
Oxygen, Dissolved	0.24	mg/L			1		09/11/18 15:14	7782-44-7	
REDOX	106.5	mV			1		09/11/18 15:14		
Turbidity	1.77	NTU	1.0	1.0	1		09/11/18 15:14		
Groundwater Elevation	855.96	feet			1		09/11/18 15:14		
6010 MET ICP									
Analytical Method: EPA 6010 Preparation Method: EPA 3010									
Boron	597	ug/L	100	12.5	1	09/13/18 16:00	09/21/18 18:11	7440-42-8	
Calcium	109	mg/L	0.20	0.054	1	09/13/18 16:00	09/21/18 18:11	7440-70-2	
Lithium	35.3	ug/L	10.0	4.6	1	09/13/18 16:00	09/21/18 18:11	7439-93-2	
6020 MET ICPMS									
Analytical Method: EPA 6020 Preparation Method: EPA 3010									
Antimony	0.18J	ug/L	1.0	0.15	1	09/13/18 16:00	09/20/18 15:12	7440-36-0	
Arsenic	2.2	ug/L	1.0	0.15	1	09/13/18 16:00	09/20/18 15:12	7440-38-2	
Barium	33.9	ug/L	1.0	0.34	1	09/13/18 16:00	09/20/18 15:12	7440-39-3	
Beryllium	<0.12	ug/L	0.50	0.12	1	09/13/18 16:00	09/20/18 15:12	7440-41-7	
Cadmium	0.093J	ug/L	0.50	0.070	1	09/13/18 16:00	09/20/18 15:12	7440-43-9	
Chromium	0.29J	ug/L	1.0	0.19	1	09/13/18 16:00	09/20/18 15:12	7440-47-3	
Cobalt	0.58J	ug/L	1.0	0.15	1	09/13/18 16:00	09/20/18 15:12	7440-48-4	
Lead	0.22J	ug/L	1.0	0.12	1	09/13/18 16:00	09/20/18 15:12	7439-92-1	
Molybdenum	26.3	ug/L	1.0	0.13	1	09/13/18 16:00	09/20/18 15:12	7439-98-7	
Selenium	0.18J	ug/L	1.0	0.16	1	09/13/18 16:00	09/20/18 15:12	7782-49-2	
Thallium	<0.14	ug/L	1.0	0.14	1	09/13/18 16:00	09/20/18 15:12	7440-28-0	
7470 Mercury									
Analytical Method: EPA 7470 Preparation Method: EPA 7470									
Mercury	<0.090	ug/L	0.20	0.090	1	09/14/18 11:30	09/14/18 17:33	7439-97-6	
2540C Total Dissolved Solids									
Analytical Method: SM 2540C									
Total Dissolved Solids	628	mg/L	5.0	5.0	1		09/17/18 10:19		
9040 pH									
Analytical Method: EPA 9040									
pH	7.7	Std. Units	0.10	0.10	1		09/17/18 09:47		H6
9056 IC Anions									
Analytical Method: EPA 9056									
Chloride	32.9	mg/L	5.0	1.4	5		09/23/18 11:03	16887-00-6	
Fluoride	0.51	mg/L	0.20	0.063	1		09/22/18 20:18	16984-48-8	
Sulfate	195	mg/L	20.0	4.8	20		09/23/18 11:17	14808-79-8	

REPORT OF LABORATORY ANALYSIS

This report shall not be reproduced, except in full,
without the written consent of Pace Analytical Services, LLC.

ANALYTICAL RESULTS

Project: SUTHERLAND GENERATING STATION

Pace Project No.: 60280434

Sample: MW-304 **Lab ID: 60280434004** Collected: 09/11/18 11:19 Received: 09/13/18 09:15 Matrix: Water

Parameters	Results	Units	PQL	MDL	DF	Prepared	Analyzed	CAS No.	Qual
Field Data									
Analytical Method:									
Collected By	Client				1		09/11/18 11:19		
Collected Date	09/11/2018				1		09/11/18 11:19		
Collected Time	11:19				1		09/11/18 11:19		
Field pH	7.04	Std. Units	0.10	0.050	1		09/11/18 11:19		
Field Temperature	16.3	deg C	0.50	0.25	1		09/11/18 11:19		
Field Specific Conductance	1,175	umhos/cm	1.0	1.0	1		09/11/18 11:19		
Oxygen, Dissolved	0.08	mg/L			1		09/11/18 11:19	7782-44-7	
REDOX	53.4	mV			1		09/11/18 11:19		
Turbidity	1.35	NTU	1.0	1.0	1		09/11/18 11:19		
Groundwater Elevation	855.66	feet			1		09/11/18 11:19		
6010 MET ICP									
Analytical Method: EPA 6010 Preparation Method: EPA 3010									
Boron	715	ug/L	100	12.5	1	09/13/18 16:00	09/21/18 18:13	7440-42-8	
Calcium	151	mg/L	0.20	0.054	1	09/13/18 16:00	09/21/18 18:13	7440-70-2	
Lithium	10.9	ug/L	10.0	4.6	1	09/13/18 16:00	09/21/18 18:13	7439-93-2	
6020 MET ICPMS									
Analytical Method: EPA 6020 Preparation Method: EPA 3010									
Antimony	0.28J	ug/L	1.0	0.15	1	09/13/18 16:00	09/20/18 15:18	7440-36-0	
Arsenic	0.64J	ug/L	1.0	0.15	1	09/13/18 16:00	09/20/18 15:18	7440-38-2	
Barium	24.1	ug/L	1.0	0.34	1	09/13/18 16:00	09/20/18 15:18	7440-39-3	
Beryllium	0.19J	ug/L	0.50	0.12	1	09/13/18 16:00	09/20/18 15:18	7440-41-7	
Cadmium	0.30J	ug/L	0.50	0.070	1	09/13/18 16:00	09/20/18 15:18	7440-43-9	
Chromium	0.36J	ug/L	1.0	0.19	1	09/13/18 16:00	09/20/18 15:18	7440-47-3	
Cobalt	0.35J	ug/L	1.0	0.15	1	09/13/18 16:00	09/20/18 15:18	7440-48-4	
Lead	0.32J	ug/L	1.0	0.12	1	09/13/18 16:00	09/20/18 15:18	7439-92-1	
Molybdenum	6.6	ug/L	1.0	0.13	1	09/13/18 16:00	09/20/18 15:18	7439-98-7	
Selenium	0.32J	ug/L	1.0	0.16	1	09/13/18 16:00	09/20/18 15:18	7782-49-2	
Thallium	0.26J	ug/L	1.0	0.14	1	09/13/18 16:00	09/20/18 15:18	7440-28-0	
7470 Mercury									
Analytical Method: EPA 7470 Preparation Method: EPA 7470									
Mercury	<0.090	ug/L	0.20	0.090	1	09/14/18 11:30	09/14/18 17:35	7439-97-6	
2540C Total Dissolved Solids									
Analytical Method: SM 2540C									
Total Dissolved Solids	860	mg/L	5.0	5.0	1		09/17/18 10:19		
9040 pH									
Analytical Method: EPA 9040									
pH	6.9	Std. Units	0.10	0.10	1		09/17/18 09:41		H6
9056 IC Anions									
Analytical Method: EPA 9056									
Chloride	29.7	mg/L	5.0	1.4	5		09/23/18 11:30	16887-00-6	
Fluoride	0.55	mg/L	0.20	0.063	1		09/22/18 20:32	16984-48-8	
Sulfate	405	mg/L	50.0	12.0	50		09/23/18 11:44	14808-79-8	

REPORT OF LABORATORY ANALYSIS

This report shall not be reproduced, except in full,
without the written consent of Pace Analytical Services, LLC.

ANALYTICAL RESULTS

Project: SUTHERLAND GENERATING STATION

Pace Project No.: 60280434

Sample: MW-305 Lab ID: 60280434005 Collected: 09/11/18 12:34 Received: 09/13/18 09:15 Matrix: Water

Parameters	Results	Units	PQL	MDL	DF	Prepared	Analyzed	CAS No.	Qual
Field Data									
Analytical Method:									
Collected By	Client				1		09/11/18 12:34		
Collected Date	09/11/2018				1		09/11/18 12:34		
Collected Time	12:34				1		09/11/18 12:34		
Field pH	7.10	Std. Units	0.10	0.050	1		09/11/18 12:34		
Field Temperature	17.9	deg C	0.50	0.25	1		09/11/18 12:34		
Field Specific Conductance	1,029	umhos/cm	1.0	1.0	1		09/11/18 12:34		
Oxygen, Dissolved	0.08	mg/L			1		09/11/18 12:34	7782-44-7	
REDOX	-77.2	mV			1		09/11/18 12:34		
Turbidity	15.83	NTU	1.0	1.0	1		09/11/18 12:34		
Groundwater Elevation	855.94	feet			1		09/11/18 12:34		
6010 MET ICP									
Analytical Method: EPA 6010 Preparation Method: EPA 3010									
Boron	992	ug/L	100	12.5	1	09/13/18 16:00	09/21/18 18:16	7440-42-8	
Calcium	124	mg/L	0.20	0.054	1	09/13/18 16:00	09/21/18 18:16	7440-70-2	
Lithium	16.2	ug/L	10.0	4.6	1	09/13/18 16:00	09/21/18 18:16	7439-93-2	
6020 MET ICPMS									
Analytical Method: EPA 6020 Preparation Method: EPA 3010									
Antimony	<0.15	ug/L	1.0	0.15	1	09/13/18 16:00	09/20/18 15:21	7440-36-0	
Arsenic	9.1	ug/L	1.0	0.15	1	09/13/18 16:00	09/20/18 15:21	7440-38-2	
Barium	42.2	ug/L	1.0	0.34	1	09/13/18 16:00	09/20/18 15:21	7440-39-3	
Beryllium	<0.12	ug/L	0.50	0.12	1	09/13/18 16:00	09/20/18 15:21	7440-41-7	
Cadmium	<0.070	ug/L	0.50	0.070	1	09/13/18 16:00	09/20/18 15:21	7440-43-9	
Chromium	1.3	ug/L	1.0	0.19	1	09/13/18 16:00	09/20/18 15:21	7440-47-3	
Cobalt	1.6	ug/L	1.0	0.15	1	09/13/18 16:00	09/20/18 15:21	7440-48-4	
Lead	0.76J	ug/L	1.0	0.12	1	09/13/18 16:00	09/20/18 15:21	7439-92-1	
Molybdenum	35.3	ug/L	1.0	0.13	1	09/13/18 16:00	09/20/18 15:21	7439-98-7	
Selenium	1.1	ug/L	1.0	0.16	1	09/13/18 16:00	09/20/18 15:21	7782-49-2	
Thallium	<0.14	ug/L	1.0	0.14	1	09/13/18 16:00	09/20/18 15:21	7440-28-0	
7470 Mercury									
Analytical Method: EPA 7470 Preparation Method: EPA 7470									
Mercury	<0.090	ug/L	0.20	0.090	1	09/14/18 11:30	09/14/18 17:38	7439-97-6	
2540C Total Dissolved Solids									
Analytical Method: SM 2540C									
Total Dissolved Solids	734	mg/L	5.0	5.0	1		09/17/18 10:19		
9040 pH									
Analytical Method: EPA 9040									
pH	6.9	Std. Units	0.10	0.10	1		09/17/18 09:43		H6
9056 IC Anions									
Analytical Method: EPA 9056									
Chloride	25.3	mg/L	5.0	1.4	5		09/23/18 11:58	16887-00-6	
Fluoride	0.72	mg/L	0.20	0.063	1		09/22/18 21:15	16984-48-8	
Sulfate	407	mg/L	50.0	12.0	50		09/23/18 12:12	14808-79-8	

REPORT OF LABORATORY ANALYSIS

This report shall not be reproduced, except in full,
without the written consent of Pace Analytical Services, LLC.

ANALYTICAL RESULTS

Project: SUTHERLAND GENERATING STATION

Pace Project No.: 60280434

Sample: MW-306 **Lab ID: 60280434006** Collected: 09/11/18 14:14 Received: 09/13/18 09:15 Matrix: Water

Parameters	Results	Units	PQL	MDL	DF	Prepared	Analyzed	CAS No.	Qual
Field Data		Analytical Method:							
Collected By	Client				1		09/11/18 14:14		
Collected Date	09/11/2018				1		09/11/18 14:14		
Collected Time	14:14				1		09/11/18 14:14		
Field pH	7.68	Std. Units	0.10	0.050	1		09/11/18 14:14		
Field Temperature	15.7	deg C	0.50	0.25	1		09/11/18 14:14		
Field Specific Conductance	1,469	umhos/cm	1.0	1.0	1		09/11/18 14:14		
Oxygen, Dissolved	0.03	mg/L			1		09/11/18 14:14	7782-44-7	
REDOX	-172.7	mV			1		09/11/18 14:14		
Turbidity	1.00	NTU	1.0	1.0	1		09/11/18 14:14		
Groundwater Elevation	856.48	feet			1		09/11/18 14:14		
6010 MET ICP		Analytical Method: EPA 6010 Preparation Method: EPA 3010							
Boron	2160	ug/L	100	12.5	1	09/13/18 16:00	09/21/18 18:18	7440-42-8	
Calcium	201	mg/L	0.20	0.054	1	09/13/18 16:00	09/21/18 18:18	7440-70-2	
Lithium	31.5	ug/L	10.0	4.6	1	09/13/18 16:00	09/21/18 18:18	7439-93-2	
6020 MET ICPMS		Analytical Method: EPA 6020 Preparation Method: EPA 3010							
Antimony	<0.15	ug/L	1.0	0.15	1	09/13/18 16:00	09/20/18 15:23	7440-36-0	
Arsenic	3.8	ug/L	1.0	0.15	1	09/13/18 16:00	09/20/18 15:23	7440-38-2	
Barium	87.4	ug/L	1.0	0.34	1	09/13/18 16:00	09/20/18 15:23	7440-39-3	
Beryllium	<0.12	ug/L	0.50	0.12	1	09/13/18 16:00	09/20/18 15:23	7440-41-7	
Cadmium	<0.070	ug/L	0.50	0.070	1	09/13/18 16:00	09/20/18 15:23	7440-43-9	
Chromium	<0.19	ug/L	1.0	0.19	1	09/13/18 16:00	09/20/18 15:23	7440-47-3	
Cobalt	0.57J	ug/L	1.0	0.15	1	09/13/18 16:00	09/20/18 15:23	7440-48-4	
Lead	<0.12	ug/L	1.0	0.12	1	09/13/18 16:00	09/20/18 15:23	7439-92-1	
Molybdenum	38.2	ug/L	1.0	0.13	1	09/13/18 16:00	09/20/18 15:23	7439-98-7	
Selenium	<0.16	ug/L	1.0	0.16	1	09/13/18 16:00	09/20/18 15:23	7782-49-2	
Thallium	<0.14	ug/L	1.0	0.14	1	09/13/18 16:00	09/20/18 15:23	7440-28-0	
7470 Mercury		Analytical Method: EPA 7470 Preparation Method: EPA 7470							
Mercury	<0.090	ug/L	0.20	0.090	1	09/14/18 11:30	09/14/18 17:40	7439-97-6	
2540C Total Dissolved Solids		Analytical Method: SM 2540C							
Total Dissolved Solids	1170	mg/L	5.0	5.0	1		09/17/18 10:19		
9040 pH		Analytical Method: EPA 9040							
pH	7.4	Std. Units	0.10	0.10	1		09/17/18 09:45		H6
9056 IC Anions		Analytical Method: EPA 9056							
Chloride	29.7	mg/L	5.0	1.4	5		09/23/18 12:25	16887-00-6	
Fluoride	0.63	mg/L	0.20	0.063	1		09/22/18 21:29	16984-48-8	
Sulfate	736	mg/L	50.0	12.0	50		09/23/18 12:39	14808-79-8	

REPORT OF LABORATORY ANALYSIS

This report shall not be reproduced, except in full,
without the written consent of Pace Analytical Services, LLC.

ANALYTICAL RESULTS

Project: SUTHERLAND GENERATING STATION

Pace Project No.: 60280434

Sample: FIELD BLANK **Lab ID: 60280434007** Collected: 09/11/18 08:10 Received: 09/13/18 09:15 Matrix: Water

Parameters	Results	Units	PQL	MDL	DF	Prepared	Analyzed	CAS No.	Qual
6010 MET ICP		Analytical Method: EPA 6010 Preparation Method: EPA 3010							
Boron	<12.5	ug/L	100	12.5	1	09/13/18 16:00	09/21/18 18:20	7440-42-8	
Calcium	0.13J	mg/L	0.20	0.054	1	09/13/18 16:00	09/21/18 18:20	7440-70-2	
Lithium	<4.6	ug/L	10.0	4.6	1	09/13/18 16:00	09/21/18 18:20	7439-93-2	
6020 MET ICPMS		Analytical Method: EPA 6020 Preparation Method: EPA 3010							
Antimony	<0.15	ug/L	1.0	0.15	1	09/13/18 16:00	09/20/18 16:37	7440-36-0	
Arsenic	<0.15	ug/L	1.0	0.15	1	09/13/18 16:00	09/20/18 16:37	7440-38-2	
Barium	<0.34	ug/L	1.0	0.34	1	09/13/18 16:00	09/20/18 16:37	7440-39-3	
Beryllium	<0.12	ug/L	0.50	0.12	1	09/13/18 16:00	09/20/18 16:37	7440-41-7	
Cadmium	<0.070	ug/L	0.50	0.070	1	09/13/18 16:00	09/20/18 16:37	7440-43-9	
Chromium	<0.19	ug/L	1.0	0.19	1	09/13/18 16:00	09/20/18 16:37	7440-47-3	
Cobalt	<0.15	ug/L	1.0	0.15	1	09/13/18 16:00	09/20/18 16:37	7440-48-4	
Lead	<0.12	ug/L	1.0	0.12	1	09/13/18 16:00	09/20/18 16:37	7439-92-1	
Molybdenum	<0.13	ug/L	1.0	0.13	1	09/13/18 16:00	09/20/18 16:37	7439-98-7	
Selenium	<0.16	ug/L	1.0	0.16	1	09/13/18 16:00	09/20/18 16:37	7782-49-2	
Thallium	<0.14	ug/L	1.0	0.14	1	09/13/18 16:00	09/20/18 16:37	7440-28-0	
7470 Mercury		Analytical Method: EPA 7470 Preparation Method: EPA 7470							
Mercury	<0.090	ug/L	0.20	0.090	1	09/14/18 11:30	09/14/18 17:42	7439-97-6	
2540C Total Dissolved Solids		Analytical Method: SM 2540C							
Total Dissolved Solids	6.7	mg/L	5.0	5.0	1		09/17/18 10:19		
9040 pH		Analytical Method: EPA 9040							
pH	5.8	Std. Units	0.10	0.10	1		09/17/18 09:33		H6
9056 IC Anions		Analytical Method: EPA 9056							
Chloride	<0.46	mg/L	1.0	0.46	1		09/22/18 21:43	16887-00-6	
Fluoride	<0.063	mg/L	0.20	0.063	1		09/22/18 21:43	16984-48-8	
Sulfate	0.77J	mg/L	1.0	0.24	1		09/22/18 21:43	14808-79-8	

REPORT OF LABORATORY ANALYSIS

This report shall not be reproduced, except in full,
without the written consent of Pace Analytical Services, LLC.

QUALITY CONTROL DATA

Project: SUTHERLAND GENERATING STATION

Pace Project No.: 60280434

QC Batch: 544625 Analysis Method: EPA 7470
 QC Batch Method: EPA 7470 Analysis Description: 7470 Mercury
 Associated Lab Samples: 60280434001, 60280434002, 60280434003, 60280434004, 60280434005, 60280434006, 60280434007

METHOD BLANK: 2231656 Matrix: Water
 Associated Lab Samples: 60280434001, 60280434002, 60280434003, 60280434004, 60280434005, 60280434006, 60280434007

Parameter	Units	Blank Result	Reporting Limit	MDL	Analyzed	Qualifiers
Mercury	ug/L	<0.090	0.20	0.090	09/14/18 17:15	

LABORATORY CONTROL SAMPLE: 2231657

Parameter	Units	Spike Conc.	LCS Result	LCS % Rec	% Rec Limits	Qualifiers
Mercury	ug/L	5	5.0	99	80-120	

MATRIX SPIKE & MATRIX SPIKE DUPLICATE: 2231658 2231659

Parameter	Units	60280434001 Result	MS Spike Conc.	MSD Spike Conc.	MS Result	MSD Result	MS % Rec	MSD % Rec	% Rec Limits	RPD	Max RPD	Qual
Mercury	ug/L	<0.090	5	5	5.1	5.1	101	102	75-125	1	20	

Results presented on this page are in the units indicated by the "Units" column except where an alternate unit is presented to the right of the result.

REPORT OF LABORATORY ANALYSIS

This report shall not be reproduced, except in full,
 without the written consent of Pace Analytical Services, LLC.

QUALITY CONTROL DATA

Project: SUTHERLAND GENERATING STATION

Pace Project No.: 60280434

QC Batch:	544483	Analysis Method:	EPA 6010
QC Batch Method:	EPA 3010	Analysis Description:	6010 MET
Associated Lab Samples:	60280434001, 60280434002, 60280434003, 60280434004, 60280434005, 60280434006, 60280434007		

METHOD BLANK: 2230862 Matrix: Water
Associated Lab Samples: 60280434001, 60280434002, 60280434003, 60280434004, 60280434005, 60280434006, 60280434007

Parameter	Units	Blank Result	Reporting Limit	MDL	Analyzed	Qualifiers
Boron	ug/L	<12.5	100	12.5	09/21/18 17:56	
Calcium	mg/L	<0.054	0.20	0.054	09/21/18 17:56	
Lithium	ug/L	<4.6	10.0	4.6	09/21/18 17:56	

LABORATORY CONTROL SAMPLE: 2230863

Parameter	Units	Spike Conc.	LCS Result	LCS % Rec	% Rec Limits	Qualifiers
Boron	ug/L	1000	931	93	80-120	
Calcium	mg/L	10	9.8	98	80-120	
Lithium	ug/L	1000	944	94	80-120	

MATRIX SPIKE & MATRIX SPIKE DUPLICATE: 2230864 2230865

Parameter	Units	60280434002		60280434002		60280434005		60280434005		% Rec Limits	RPD	Max RPD	Qual
		MS Result	MSD Spike Conc.	MS Result	MSD Spike Conc.	MS % Rec	MSD % Rec	MS % Rec	MSD % Rec				
Boron	ug/L	22.4J	1000	992	1000	97	98	97	98	75-125	1	20	
Calcium	mg/L	77.9	10	86.9	10	91	91	91	91	75-125	0	20	
Lithium	ug/L	<4.6	1000	966	1000	96	97	96	97	75-125	0	20	

Results presented on this page are in the units indicated by the "Units" column except where an alternate unit is presented to the right of the result.

REPORT OF LABORATORY ANALYSIS

This report shall not be reproduced, except in full,
without the written consent of Pace Analytical Services, LLC.

QUALITY CONTROL DATA

Project: SUTHERLAND GENERATING STATION

Pace Project No.: 60280434

QC Batch: 544482 Analysis Method: EPA 6020
 QC Batch Method: EPA 3010 Analysis Description: 6020 MET
 Associated Lab Samples: 60280434001, 60280434002, 60280434003, 60280434004, 60280434005, 60280434006, 60280434007

METHOD BLANK: 2230858 Matrix: Water
 Associated Lab Samples: 60280434001, 60280434002, 60280434003, 60280434004, 60280434005, 60280434006, 60280434007

Parameter	Units	Blank Result	Reporting Limit	MDL	Analyzed	Qualifiers
Antimony	ug/L	<0.15	1.0	0.15	09/20/18 15:03	
Arsenic	ug/L	<0.15	1.0	0.15	09/20/18 15:03	
Barium	ug/L	<0.34	1.0	0.34	09/20/18 15:03	
Beryllium	ug/L	<0.12	0.50	0.12	09/20/18 15:03	
Cadmium	ug/L	<0.070	0.50	0.070	09/20/18 15:03	
Chromium	ug/L	<0.19	1.0	0.19	09/20/18 15:03	
Cobalt	ug/L	<0.15	1.0	0.15	09/20/18 15:03	
Lead	ug/L	<0.12	1.0	0.12	09/20/18 15:03	
Molybdenum	ug/L	<0.13	1.0	0.13	09/20/18 15:03	
Selenium	ug/L	<0.16	1.0	0.16	09/20/18 15:03	
Thallium	ug/L	<0.14	1.0	0.14	09/20/18 15:03	

LABORATORY CONTROL SAMPLE: 2230859

Parameter	Units	Spike Conc.	LCS Result	LCS % Rec	% Rec Limits	Qualifiers
Antimony	ug/L	40	40.3	101	80-120	
Arsenic	ug/L	40	39.2	98	80-120	
Barium	ug/L	40	38.5	96	80-120	
Beryllium	ug/L	40	38.5	96	80-120	
Cadmium	ug/L	40	39.5	99	80-120	
Chromium	ug/L	40	39.1	98	80-120	
Cobalt	ug/L	40	38.1	95	80-120	
Lead	ug/L	40	39.0	98	80-120	
Molybdenum	ug/L	40	39.5	99	80-120	
Selenium	ug/L	40	38.0	95	80-120	
Thallium	ug/L	40	38.3	96	80-120	

MATRIX SPIKE & MATRIX SPIKE DUPLICATE: 2230860 2230861

Parameter	Units	MS		MSD		MS % Rec	MSD % Rec	% Rec Limits	RPD	Max RPD	Qual	
		60280434003 Result	Spike Conc.	Spike Conc.	MS Result							MSD Result
Antimony	ug/L	0.18J	40	40	40.5	40.6	101	101	75-125	0	20	
Arsenic	ug/L	2.2	40	40	41.7	41.6	99	99	75-125	0	20	
Barium	ug/L	33.9	40	40	70.3	70.3	91	91	75-125	0	20	
Beryllium	ug/L	<0.12	40	40	37.0	37.8	92	94	75-125	2	20	
Cadmium	ug/L	0.093J	40	40	38.2	38.2	95	95	75-125	0	20	
Chromium	ug/L	0.29J	40	40	38.7	38.6	96	96	75-125	0	20	
Cobalt	ug/L	0.58J	40	40	36.9	36.8	91	90	75-125	0	20	

Results presented on this page are in the units indicated by the "Units" column except where an alternate unit is presented to the right of the result.

REPORT OF LABORATORY ANALYSIS

This report shall not be reproduced, except in full,
without the written consent of Pace Analytical Services, LLC.

QUALITY CONTROL DATA

Project: SUTHERLAND GENERATING STATION

Pace Project No.: 60280434

Parameter	Units	60280434003		2230860		2230861		% Rec	% Rec	% Rec	Limits	RPD	Max RPD	Qual
		Result	MS Spike Conc.	MSD Spike Conc.	MS Result	MSD Result								
Lead	ug/L	0.22J	40	40	39.7	39.8	99	99	75-125	0	20			
Molybdenum	ug/L	26.3	40	40	66.7	67.0	101	102	75-125	0	20			
Selenium	ug/L	0.18J	40	40	36.7	36.4	91	91	75-125	1	20			
Thallium	ug/L	<0.14	40	40	38.8	39.4	97	98	75-125	1	20			

Results presented on this page are in the units indicated by the "Units" column except where an alternate unit is presented to the right of the result.

REPORT OF LABORATORY ANALYSIS

This report shall not be reproduced, except in full,
without the written consent of Pace Analytical Services, LLC.

QUALITY CONTROL DATA

Project: SUTHERLAND GENERATING STATION

Pace Project No.: 60280434

QC Batch: 544790

Analysis Method: SM 2540C

QC Batch Method: SM 2540C

Analysis Description: 2540C Total Dissolved Solids

Associated Lab Samples: 60280434001, 60280434002, 60280434003, 60280434004, 60280434005, 60280434006, 60280434007

METHOD BLANK: 2232779

Matrix: Water

Associated Lab Samples: 60280434001, 60280434002, 60280434003, 60280434004, 60280434005, 60280434006, 60280434007

Parameter	Units	Blank Result	Reporting Limit	MDL	Analyzed	Qualifiers
Total Dissolved Solids	mg/L	<5.0	5.0	5.0	09/17/18 10:19	

LABORATORY CONTROL SAMPLE: 2232780

Parameter	Units	Spike Conc.	LCS Result	LCS % Rec	% Rec Limits	Qualifiers
Total Dissolved Solids	mg/L	1000	1000	100	80-120	

SAMPLE DUPLICATE: 2232781

Parameter	Units	60280382001 Result	Dup Result	RPD	Max RPD	Qualifiers
Total Dissolved Solids	mg/L	7620	7420	3	10	

SAMPLE DUPLICATE: 2232782

Parameter	Units	60280434001 Result	Dup Result	RPD	Max RPD	Qualifiers
Total Dissolved Solids	mg/L	439	427	3	10	

Results presented on this page are in the units indicated by the "Units" column except where an alternate unit is presented to the right of the result.

REPORT OF LABORATORY ANALYSIS

This report shall not be reproduced, except in full,
without the written consent of Pace Analytical Services, LLC.

QUALITY CONTROL DATA

Project: SUTHERLAND GENERATING STATION

Pace Project No.: 60280434

QC Batch:	544780	Analysis Method:	EPA 9040
QC Batch Method:	EPA 9040	Analysis Description:	9040 pH

Associated Lab Samples: 60280434001, 60280434002, 60280434003, 60280434004, 60280434005, 60280434006, 60280434007

SAMPLE DUPLICATE: 2232762

Parameter	Units	60280434007 Result	Dup Result	RPD	Max RPD	Qualifiers
pH	Std. Units	5.8	5.5	6	10	H6

Results presented on this page are in the units indicated by the "Units" column except where an alternate unit is presented to the right of the result.

REPORT OF LABORATORY ANALYSIS

This report shall not be reproduced, except in full,
without the written consent of Pace Analytical Services, LLC.

QUALITY CONTROL DATA

Project: SUTHERLAND GENERATING STATION

Pace Project No.: 60280434

QC Batch: 545821 Analysis Method: EPA 9056
 QC Batch Method: EPA 9056 Analysis Description: 9056 IC Anions
 Associated Lab Samples: 60280434001, 60280434002, 60280434003, 60280434004, 60280434005, 60280434006, 60280434007

METHOD BLANK: 2237208 Matrix: Water
 Associated Lab Samples: 60280434001, 60280434002, 60280434003, 60280434004, 60280434005, 60280434006, 60280434007

Parameter	Units	Blank Result	Reporting Limit	MDL	Analyzed	Qualifiers
Chloride	mg/L	<0.29	1.0	0.29	09/22/18 16:30	
Fluoride	mg/L	<0.19	0.20	0.19	09/22/18 16:30	
Sulfate	mg/L	<0.24	1.0	0.24	09/22/18 16:30	

LABORATORY CONTROL SAMPLE: 2237209

Parameter	Units	Spike Conc.	LCS Result	LCS % Rec	% Rec Limits	Qualifiers
Chloride	mg/L	5	4.7	94	80-120	
Fluoride	mg/L	2.5	2.4	96	80-120	
Sulfate	mg/L	5	4.9	98	80-120	

MATRIX SPIKE & MATRIX SPIKE DUPLICATE: 2237210 2237211

Parameter	Units	2083613001		2237211		MS		MSD		% Rec Limits	RPD	Max RPD	Qual
		Result	MS Spike Conc.	MSD Spike Conc.	MS Result	MSD Result	MS % Rec	MSD % Rec					
Chloride	mg/L	112	50	50	173	166	123	109	109	80-120	4	15	M1
Fluoride	mg/L	<2.0	25	25	27.1	27.4	106	107	107	80-120	1	15	
Sulfate	mg/L	8500	2500	2500	11000	11200	101	107	107	80-120	1	15	E

Results presented on this page are in the units indicated by the "Units" column except where an alternate unit is presented to the right of the result.

REPORT OF LABORATORY ANALYSIS

This report shall not be reproduced, except in full, without the written consent of Pace Analytical Services, LLC.

QUALITY CONTROL DATA

Project: SUTHERLAND GENERATING STATION

Pace Project No.: 60280434

QC Batch: 545851

Analysis Method: EPA 9056

QC Batch Method: EPA 9056

Analysis Description: 9056 IC Anions

Associated Lab Samples: 60280434001, 60280434002, 60280434003, 60280434004, 60280434005, 60280434006

METHOD BLANK: 2237824

Matrix: Water

Associated Lab Samples: 60280434001, 60280434002, 60280434003, 60280434004, 60280434005, 60280434006

Parameter	Units	Blank Result	Reporting Limit	MDL	Analyzed	Qualifiers
Chloride	mg/L	<0.29	1.0	0.29	09/23/18 07:50	
Sulfate	mg/L	<0.24	1.0	0.24	09/23/18 07:50	

LABORATORY CONTROL SAMPLE: 2237825

Parameter	Units	Spike Conc.	LCS Result	LCS % Rec	% Rec Limits	Qualifiers
Chloride	mg/L	5	4.8	95	80-120	
Sulfate	mg/L	5	4.9	99	80-120	

MATRIX SPIKE & MATRIX SPIKE DUPLICATE: 2237827 2237828

Parameter	Units	60280434002 Result	MS Spike Conc.	MSD Spike Conc.	MS Result	MSD Result	MS % Rec	MSD % Rec	% Rec Limits	RPD	Max RPD	Qual
Sulfate	mg/L	52.5	25	25	80.6	80.9	113	113	80-120	0	15	

SAMPLE DUPLICATE: 2237826

Parameter	Units	2083613002 Result	Dup Result	RPD	Max RPD	Qualifiers
Sulfate	mg/L	8.1	9.2	13	15	

Results presented on this page are in the units indicated by the "Units" column except where an alternate unit is presented to the right of the result.

REPORT OF LABORATORY ANALYSIS

This report shall not be reproduced, except in full,
without the written consent of Pace Analytical Services, LLC.

QUALIFIERS

Project: SUTHERLAND GENERATING STATION

Pace Project No.: 60280434

DEFINITIONS

DF - Dilution Factor, if reported, represents the factor applied to the reported data due to dilution of the sample aliquot.

ND - Not Detected at or above adjusted reporting limit.

TNTC - Too Numerous To Count

J - Estimated concentration above the adjusted method detection limit and below the adjusted reporting limit.

MDL - Adjusted Method Detection Limit.

PQL - Practical Quantitation Limit.

RL - Reporting Limit - The lowest concentration value that meets project requirements for quantitative data with known precision and bias for a specific analyte in a specific matrix.

S - Surrogate

1,2-Diphenylhydrazine decomposes to and cannot be separated from Azobenzene using Method 8270. The result for each analyte is a combined concentration.

Consistent with EPA guidelines, unrounded data are displayed and have been used to calculate % recovery and RPD values.

LCS(D) - Laboratory Control Sample (Duplicate)

MS(D) - Matrix Spike (Duplicate)

DUP - Sample Duplicate

RPD - Relative Percent Difference

NC - Not Calculable.

SG - Silica Gel - Clean-Up

U - Indicates the compound was analyzed for, but not detected.

N-Nitrosodiphenylamine decomposes and cannot be separated from Diphenylamine using Method 8270. The result reported for each analyte is a combined concentration.

Pace Analytical is TNI accredited. Contact your Pace PM for the current list of accredited analytes.

TNI - The NELAC Institute.

LABORATORIES

PASI-K Pace Analytical Services - Kansas City

ANALYTE QUALIFIERS

E Analyte concentration exceeded the calibration range. The reported result is estimated.

H6 Analysis initiated outside of the 15 minute EPA required holding time.

M1 Matrix spike recovery exceeded QC limits. Batch accepted based on laboratory control sample (LCS) recovery.

REPORT OF LABORATORY ANALYSIS

This report shall not be reproduced, except in full,
without the written consent of Pace Analytical Services, LLC.

QUALITY CONTROL DATA CROSS REFERENCE TABLE

Project: SUTHERLAND GENERATING STATION

Pace Project No.: 60280434

Lab ID	Sample ID	QC Batch Method	QC Batch	Analytical Method	Analytical Batch
60280434001	MW-301		545662		
60280434002	MW-302		545662		
60280434003	MW-303		545662		
60280434004	MW-304		545662		
60280434005	MW-305		545662		
60280434006	MW-306		545662		
60280434001	MW-301	EPA 3010	544483	EPA 6010	544528
60280434002	MW-302	EPA 3010	544483	EPA 6010	544528
60280434003	MW-303	EPA 3010	544483	EPA 6010	544528
60280434004	MW-304	EPA 3010	544483	EPA 6010	544528
60280434005	MW-305	EPA 3010	544483	EPA 6010	544528
60280434006	MW-306	EPA 3010	544483	EPA 6010	544528
60280434007	FIELD BLANK	EPA 3010	544483	EPA 6010	544528
60280434001	MW-301	EPA 3010	544482	EPA 6020	544529
60280434002	MW-302	EPA 3010	544482	EPA 6020	544529
60280434003	MW-303	EPA 3010	544482	EPA 6020	544529
60280434004	MW-304	EPA 3010	544482	EPA 6020	544529
60280434005	MW-305	EPA 3010	544482	EPA 6020	544529
60280434006	MW-306	EPA 3010	544482	EPA 6020	544529
60280434007	FIELD BLANK	EPA 3010	544482	EPA 6020	544529
60280434001	MW-301	EPA 7470	544625	EPA 7470	544683
60280434002	MW-302	EPA 7470	544625	EPA 7470	544683
60280434003	MW-303	EPA 7470	544625	EPA 7470	544683
60280434004	MW-304	EPA 7470	544625	EPA 7470	544683
60280434005	MW-305	EPA 7470	544625	EPA 7470	544683
60280434006	MW-306	EPA 7470	544625	EPA 7470	544683
60280434007	FIELD BLANK	EPA 7470	544625	EPA 7470	544683
60280434001	MW-301	SM 2540C	544790		
60280434002	MW-302	SM 2540C	544790		
60280434003	MW-303	SM 2540C	544790		
60280434004	MW-304	SM 2540C	544790		
60280434005	MW-305	SM 2540C	544790		
60280434006	MW-306	SM 2540C	544790		
60280434007	FIELD BLANK	SM 2540C	544790		
60280434001	MW-301	EPA 9040	544780		
60280434002	MW-302	EPA 9040	544780		
60280434003	MW-303	EPA 9040	544780		
60280434004	MW-304	EPA 9040	544780		
60280434005	MW-305	EPA 9040	544780		
60280434006	MW-306	EPA 9040	544780		
60280434007	FIELD BLANK	EPA 9040	544780		
60280434001	MW-301	EPA 9056	545821		
60280434001	MW-301	EPA 9056	545851		
60280434002	MW-302	EPA 9056	545821		

REPORT OF LABORATORY ANALYSIS

This report shall not be reproduced, except in full,
without the written consent of Pace Analytical Services, LLC.

QUALITY CONTROL DATA CROSS REFERENCE TABLE

Project: SUTHERLAND GENERATING STATION

Pace Project No.: 60280434

Lab ID	Sample ID	QC Batch Method	QC Batch	Analytical Method	Analytical Batch
60280434002	MW-302	EPA 9056	545851		
60280434003	MW-303	EPA 9056	545821		
60280434003	MW-303	EPA 9056	545851		
60280434004	MW-304	EPA 9056	545821		
60280434004	MW-304	EPA 9056	545851		
60280434005	MW-305	EPA 9056	545821		
60280434005	MW-305	EPA 9056	545851		
60280434006	MW-306	EPA 9056	545821		
60280434006	MW-306	EPA 9056	545851		
60280434007	FIELD BLANK	EPA 9056	545821		

REPORT OF LABORATORY ANALYSIS

This report shall not be reproduced, except in full,
without the written consent of Pace Analytical Services, LLC.



Sample Condition Upon Receipt

WO#: 60280434



Client Name: SCS
Courier: FedEx [checked] UPS [] VIA [] Clay [] PEX [] ECI [] Pace [] Xroads [] Client [] Other []
Tracking #: 4542 2781 3005 Pace Shipping Label Used? Yes [] No [checked]
Custody Seal on Cooler/Box Present: Yes [checked] No [] Seals intact: Yes [checked] No []
Packing Material: Bubble Wrap [] Bubble Bags [] Foam [] None [] Other [checked]
Thermometer Used: T-298 Type of Ice: Wet [checked] Blue [] None []
Cooler Temperature (°C): As-read 5.0 Corr. Factor 0.0 Corrected 50

Date and initials of person examining contents: HK 9-13-18

Temperature should be above freezing to 6°C

Table with 2 columns: Question/Field and Answer (Yes/No/N/A). Rows include Chain of Custody present, Short Hold Time analyses (<72hr), Rush Turn Around Time requested, Sufficient volume, Correct containers used, Pace containers used, Containers intact, Unpreserved 5035A / TX1005/1006 soils frozen in 48hrs?, Filtered volume received for dissolved tests?, Sample labels match COC: Date / time / ID / analyses, Samples contain multiple phases? Matrix: WT, Containers requiring pH preservation in compliance? (HNO3, H2SO4, HCl<2; NaOH>9 Sulfide, NaOH>10 Cyanide) (Exceptions: VOA, Micro, O&G, KS TPH, OK-DRO), Cyanide water sample checks: Lead acetate strip turns dark? (Record only), Potassium iodide test strip turns blue/purple? (Preserve), Trip Blank present, Headspace in VOA vials (>6mm), Samples from USDA Regulated Area: State, Additional labels attached to 5035A / TX1005 vials in the field?

Client Notification/ Resolution: Copy COC to Client? Y / N Field Data Required? Y / N
Person Contacted: Date/Time:
Comments/ Resolution:

Project Manager Review: [REVIEWED] Date:
By Hank Kapka at 2:14 pm, 9/13/18

September 27, 2018

Meghan Blodgett
SCS Engineers
2830 Dairy Drive
Madison, WI 53718

RE: Project: SUTHERLAND GENERATING STATION
Pace Project No.: 60280458

Dear Meghan Blodgett:

Enclosed are the analytical results for sample(s) received by the laboratory on September 13, 2018. The results relate only to the samples included in this report. Results reported herein conform to the most current, applicable TNI/NELAC standards and the laboratory's Quality Assurance Manual, where applicable, unless otherwise noted in the body of the report.

If you have any questions concerning this report, please feel free to contact me.

Sincerely,



Hank Kapka
hank.kapka@pacelabs.com
(913)599-5665
PM Lab Management

Enclosures

cc: Tom Karwaski, SCS Engineers
Nicole Kron, SCS Engineers
Jeff Maxted, Alliant Energy
Jess Valcheff, SCS Engineers



REPORT OF LABORATORY ANALYSIS

This report shall not be reproduced, except in full,
without the written consent of Pace Analytical Services, LLC.

08/30/2019 - Classification: Internal - ECRM6700180

CERTIFICATIONS

Project: SUTHERLAND GENERATING STATION

Pace Project No.: 60280458

Pennsylvania Certification IDs

1638 Roseytown Rd Suites 2,3&4, Greensburg, PA 15601

ANAB DOD-ELAP Rad Accreditation #: L2417

Alabama Certification #: 41590

Arizona Certification #: AZ0734

Arkansas Certification

California Certification #: 04222CA

Colorado Certification #: PA01547

Connecticut Certification #: PH-0694

Delaware Certification

EPA Region 4 DW Rad

Florida/TNI Certification #: E87683

Georgia Certification #: C040

Guam Certification

Hawaii Certification

Idaho Certification

Illinois Certification

Indiana Certification

Iowa Certification #: 391

Kansas/TNI Certification #: E-10358

Kentucky Certification #: KY90133

KY WW Permit #: KY0098221

KY WW Permit #: KY0000221

Louisiana DHH/TNI Certification #: LA180012

Louisiana DEQ/TNI Certification #: 4086

Maine Certification #: 2017020

Maryland Certification #: 308

Massachusetts Certification #: M-PA1457

Michigan/PADEP Certification #: 9991

Missouri Certification #: 235

Montana Certification #: Cert0082

Nebraska Certification #: NE-OS-29-14

Nevada Certification #: PA014572018-1

New Hampshire/TNI Certification #: 297617

New Jersey/TNI Certification #: PA051

New Mexico Certification #: PA01457

New York/TNI Certification #: 10888

North Carolina Certification #: 42706

North Dakota Certification #: R-190

Ohio EPA Rad Approval: #41249

Oregon/TNI Certification #: PA200002-010

Pennsylvania/TNI Certification #: 65-00282

Puerto Rico Certification #: PA01457

Rhode Island Certification #: 65-00282

South Dakota Certification

Tennessee Certification #: 02867

Texas/TNI Certification #: T104704188-17-3

Utah/TNI Certification #: PA014572017-9

USDA Soil Permit #: P330-17-00091

Vermont Dept. of Health: ID# VT-0282

Virgin Island/PADEP Certification

Virginia/VELAP Certification #: 9526

Washington Certification #: C868

West Virginia DEP Certification #: 143

West Virginia DHHR Certification #: 9964C

Wisconsin Approve List for Rad

Wyoming Certification #: 8TMS-L

REPORT OF LABORATORY ANALYSIS

This report shall not be reproduced, except in full,
without the written consent of Pace Analytical Services, LLC.

SAMPLE SUMMARY

Project: SUTHERLAND GENERATING STATION

Pace Project No.: 60280458

Lab ID	Sample ID	Matrix	Date Collected	Date Received
60280458001	MW-301	Water	09/11/18 09:49	09/13/18 09:15
60280458002	MW-302	Water	09/11/18 08:36	09/13/18 09:15
60280458003	MW-303	Water	09/11/18 15:14	09/13/18 09:15
60280458004	MW-304	Water	09/11/18 11:19	09/13/18 09:15
60280458005	MW-305	Water	09/11/18 12:34	09/13/18 09:15
60280458006	MW-306	Water	09/11/18 14:14	09/13/18 09:15
60280458007	FIELD BLANK	Water	09/11/18 08:10	09/13/18 09:15

REPORT OF LABORATORY ANALYSIS

This report shall not be reproduced, except in full,
without the written consent of Pace Analytical Services, LLC.

SAMPLE ANALYTE COUNT

Project: SUTHERLAND GENERATING STATION

Pace Project No.: 60280458

Lab ID	Sample ID	Method	Analysts	Analytes Reported	Laboratory
60280458001	MW-301	EPA 903.1	MK1	1	PASI-PA
		EPA 904.0	JLW	1	PASI-PA
		Total Radium Calculation	CMC	1	PASI-PA
60280458002	MW-302	EPA 903.1	MK1	1	PASI-PA
		EPA 904.0	JLW	1	PASI-PA
		Total Radium Calculation	CMC	1	PASI-PA
60280458003	MW-303	EPA 903.1	MK1	1	PASI-PA
		EPA 904.0	JLW	1	PASI-PA
		Total Radium Calculation	CMC	1	PASI-PA
60280458004	MW-304	EPA 903.1	MK1	1	PASI-PA
		EPA 904.0	JLW	1	PASI-PA
		Total Radium Calculation	CMC	1	PASI-PA
60280458005	MW-305	EPA 903.1	MK1	1	PASI-PA
		EPA 904.0	JLW	1	PASI-PA
		Total Radium Calculation	CMC	1	PASI-PA
60280458006	MW-306	EPA 903.1	MK1	1	PASI-PA
		EPA 904.0	JLW	1	PASI-PA
		Total Radium Calculation	CMC	1	PASI-PA
60280458007	FIELD BLANK	EPA 903.1	MK1	1	PASI-PA
		EPA 904.0	JLW	1	PASI-PA
		Total Radium Calculation	CMC	1	PASI-PA

REPORT OF LABORATORY ANALYSIS

This report shall not be reproduced, except in full,
without the written consent of Pace Analytical Services, LLC.

ANALYTICAL RESULTS - RADIOCHEMISTRY

Project: SUTHERLAND GENERATING STATION

Pace Project No.: 60280458

Sample: MW-301 **Lab ID: 60280458001** Collected: 09/11/18 09:49 Received: 09/13/18 09:15 Matrix: Water
PWS: Site ID: Sample Type:

Parameters	Method	Act ± Unc (MDC) Carr Trac	Units	Analyzed	CAS No.	Qual
Radium-226	EPA 903.1	1.58 ± 0.899 (1.09) C:NA T:75%	pCi/L	09/26/18 20:06	13982-63-3	
Radium-228	EPA 904.0	0.949 ± 0.531 (0.941) C:72% T:61%	pCi/L	09/25/18 14:23	15262-20-1	
Total Radium	Total Radium Calculation	2.53 ± 1.43 (2.03)	pCi/L	09/27/18 14:44	7440-14-4	

REPORT OF LABORATORY ANALYSIS

This report shall not be reproduced, except in full,
without the written consent of Pace Analytical Services, LLC.

ANALYTICAL RESULTS - RADIOCHEMISTRY

Project: SUTHERLAND GENERATING STATION

Pace Project No.: 60280458

Sample: MW-302 **Lab ID: 60280458002** Collected: 09/11/18 08:36 Received: 09/13/18 09:15 Matrix: Water
PWS: Site ID: Sample Type:

Parameters	Method	Act ± Unc (MDC) Carr Trac	Units	Analyzed	CAS No.	Qual
Radium-226	EPA 903.1	0.758 ± 0.595 (0.827) C:NA T:80%	pCi/L	09/26/18 20:21	13982-63-3	
Radium-228	EPA 904.0	0.829 ± 0.994 (2.10) C:68% T:38%	pCi/L	09/25/18 14:23	15262-20-1	
Total Radium	Total Radium Calculation	1.59 ± 1.59 (2.93)	pCi/L	09/27/18 14:44	7440-14-4	

REPORT OF LABORATORY ANALYSIS

This report shall not be reproduced, except in full,
without the written consent of Pace Analytical Services, LLC.

ANALYTICAL RESULTS - RADIOCHEMISTRY

Project: SUTHERLAND GENERATING STATION

Pace Project No.: 60280458

Sample: MW-303 **Lab ID: 60280458003** Collected: 09/11/18 15:14 Received: 09/13/18 09:15 Matrix: Water
PWS: Site ID: Sample Type:

Parameters	Method	Act ± Unc (MDC) Carr Trac	Units	Analyzed	CAS No.	Qual
Radium-226	EPA 903.1	0.0751 ± 0.442 (0.902) C:NA T:70%	pCi/L	09/26/18 20:21	13982-63-3	
Radium-228	EPA 904.0	0.242 ± 0.368 (0.795) C:71% T:82%	pCi/L	09/25/18 14:23	15262-20-1	
Total Radium	Total Radium Calculation	0.317 ± 0.810 (1.70)	pCi/L	09/27/18 14:44	7440-14-4	

REPORT OF LABORATORY ANALYSIS

This report shall not be reproduced, except in full,
without the written consent of Pace Analytical Services, LLC.

ANALYTICAL RESULTS - RADIOCHEMISTRY

Project: SUTHERLAND GENERATING STATION

Pace Project No.: 60280458

Sample: MW-304 **Lab ID: 60280458004** Collected: 09/11/18 11:19 Received: 09/13/18 09:15 Matrix: Water
PWS: Site ID: Sample Type:

Parameters	Method	Act ± Unc (MDC) Carr Trac	Units	Analyzed	CAS No.	Qual
Radium-226	EPA 903.1	0.125 ± 0.387 (0.750) C:NA T:90%	pCi/L	09/26/18 20:21	13982-63-3	
Radium-228	EPA 904.0	0.0761 ± 0.365 (0.831) C:72% T:83%	pCi/L	09/25/18 14:23	15262-20-1	
Total Radium	Total Radium Calculation	0.201 ± 0.752 (1.58)	pCi/L	09/27/18 14:44	7440-14-4	

REPORT OF LABORATORY ANALYSIS

This report shall not be reproduced, except in full,
without the written consent of Pace Analytical Services, LLC.

ANALYTICAL RESULTS - RADIOCHEMISTRY

Project: SUTHERLAND GENERATING STATION

Pace Project No.: 60280458

Sample: MW-305 **Lab ID: 60280458005** Collected: 09/11/18 12:34 Received: 09/13/18 09:15 Matrix: Water
PWS: Site ID: Sample Type:

Parameters	Method	Act ± Unc (MDC) Carr Trac	Units	Analyzed	CAS No.	Qual
Radium-226	EPA 903.1	0.638 ± 0.611 (0.930) C:NA T:81%	pCi/L	09/26/18 20:21	13982-63-3	
Radium-228	EPA 904.0	0.516 ± 0.503 (1.03) C:60% T:70%	pCi/L	09/25/18 14:23	15262-20-1	
Total Radium	Total Radium Calculation	1.15 ± 1.11 (1.96)	pCi/L	09/27/18 14:44	7440-14-4	

REPORT OF LABORATORY ANALYSIS

This report shall not be reproduced, except in full,
without the written consent of Pace Analytical Services, LLC.

ANALYTICAL RESULTS - RADIOCHEMISTRY

Project: SUTHERLAND GENERATING STATION

Pace Project No.: 60280458

Sample: MW-306 **Lab ID: 60280458006** Collected: 09/11/18 14:14 Received: 09/13/18 09:15 Matrix: Water
PWS: Site ID: Sample Type:

Parameters	Method	Act ± Unc (MDC) Carr Trac	Units	Analyzed	CAS No.	Qual
Radium-226	EPA 903.1	0.361 ± 0.375 (0.558) C:NA T:91%	pCi/L	09/26/18 20:21	13982-63-3	
Radium-228	EPA 904.0	0.621 ± 0.405 (0.761) C:74% T:78%	pCi/L	09/25/18 14:23	15262-20-1	
Total Radium	Total Radium Calculation	0.982 ± 0.780 (1.32)	pCi/L	09/27/18 14:44	7440-14-4	

REPORT OF LABORATORY ANALYSIS

This report shall not be reproduced, except in full,
without the written consent of Pace Analytical Services, LLC.

ANALYTICAL RESULTS - RADIOCHEMISTRY

Project: SUTHERLAND GENERATING STATION

Pace Project No.: 60280458

Sample: FIELD BLANK **Lab ID: 60280458007** Collected: 09/11/18 08:10 Received: 09/13/18 09:15 Matrix: Water
PWS: Site ID: Sample Type:

Parameters	Method	Act ± Unc (MDC) Carr Trac	Units	Analyzed	CAS No.	Qual
Radium-226	EPA 903.1	0.561 ± 0.476 (0.590) C:NA T:73%	pCi/L	09/26/18 20:21	13982-63-3	
Radium-228	EPA 904.0	0.285 ± 0.382 (0.815) C:70% T:80%	pCi/L	09/25/18 14:23	15262-20-1	
Total Radium	Total Radium Calculation	0.846 ± 0.858 (1.41)	pCi/L	09/27/18 14:44	7440-14-4	

REPORT OF LABORATORY ANALYSIS

This report shall not be reproduced, except in full,
without the written consent of Pace Analytical Services, LLC.

QUALITY CONTROL - RADIOCHEMISTRY

Project: SUTHERLAND GENERATING STATION

Pace Project No.: 60280458

QC Batch: 313268

Analysis Method: EPA 903.1

QC Batch Method: EPA 903.1

Analysis Description: 903.1 Radium-226

Associated Lab Samples: 60280458001, 60280458002, 60280458003, 60280458004, 60280458005, 60280458006, 60280458007

METHOD BLANK: 1529600

Matrix: Water

Associated Lab Samples: 60280458001, 60280458002, 60280458003, 60280458004, 60280458005, 60280458006, 60280458007

Parameter	Act ± Unc (MDC) Carr Trac	Units	Analyzed	Qualifiers
Radium-226	0.329 ± 0.343 (0.484) C:NA T:86%	pCi/L	09/26/18 20:06	

Results presented on this page are in the units indicated by the "Units" column except where an alternate unit is presented to the right of the result.

REPORT OF LABORATORY ANALYSIS

This report shall not be reproduced, except in full,
without the written consent of Pace Analytical Services, LLC.

QUALITY CONTROL - RADIOCHEMISTRY

Project: SUTHERLAND GENERATING STATION

Pace Project No.: 60280458

QC Batch:	313162	Analysis Method:	EPA 904.0
QC Batch Method:	EPA 904.0	Analysis Description:	904.0 Radium 228
Associated Lab Samples:	60280458001, 60280458002, 60280458003, 60280458004, 60280458005, 60280458006, 60280458007		

METHOD BLANK:	1529371	Matrix:	Water
Associated Lab Samples:	60280458001, 60280458002, 60280458003, 60280458004, 60280458005, 60280458006, 60280458007		

Parameter	Act ± Unc (MDC) Carr Trac	Units	Analyzed	Qualifiers
Radium-228	0.0582 ± 0.371 (0.851) C:74% T:75%	pCi/L	09/25/18 14:22	

Results presented on this page are in the units indicated by the "Units" column except where an alternate unit is presented to the right of the result.

REPORT OF LABORATORY ANALYSIS

This report shall not be reproduced, except in full,
without the written consent of Pace Analytical Services, LLC.

QUALIFIERS

Project: SUTHERLAND GENERATING STATION

Pace Project No.: 60280458

DEFINITIONS

DF - Dilution Factor, if reported, represents the factor applied to the reported data due to dilution of the sample aliquot.

ND - Not Detected at or above adjusted reporting limit.

TNTC - Too Numerous To Count

J - Estimated concentration above the adjusted method detection limit and below the adjusted reporting limit.

MDL - Adjusted Method Detection Limit.

PQL - Practical Quantitation Limit.

RL - Reporting Limit - The lowest concentration value that meets project requirements for quantitative data with known precision and bias for a specific analyte in a specific matrix.

S - Surrogate

1,2-Diphenylhydrazine decomposes to and cannot be separated from Azobenzene using Method 8270. The result for each analyte is a combined concentration.

Consistent with EPA guidelines, unrounded data are displayed and have been used to calculate % recovery and RPD values.

LCS(D) - Laboratory Control Sample (Duplicate)

MS(D) - Matrix Spike (Duplicate)

DUP - Sample Duplicate

RPD - Relative Percent Difference

NC - Not Calculable.

SG - Silica Gel - Clean-Up

U - Indicates the compound was analyzed for, but not detected.

N-Nitrosodiphenylamine decomposes and cannot be separated from Diphenylamine using Method 8270. The result reported for each analyte is a combined concentration.

Act - Activity

Unc - Uncertainty: SDWA = 1.96 sigma count uncertainty, all other matrices = Expanded Uncertainty (95% confidence interval).

Gamma Spec = Expanded Uncertainty (95.4% Confidence Interval)

(MDC) - Minimum Detectable Concentration

Trac - Tracer Recovery (%)

Carr - Carrier Recovery (%)

Pace Analytical is TNI accredited. Contact your Pace PM for the current list of accredited analytes.

TNI - The NELAC Institute.

LABORATORIES

PASI-PA Pace Analytical Services - Greensburg

REPORT OF LABORATORY ANALYSIS

This report shall not be reproduced, except in full,
without the written consent of Pace Analytical Services, LLC.

QUALITY CONTROL DATA CROSS REFERENCE TABLE

Project: SUTHERLAND GENERATING STATION

Pace Project No.: 60280458

Lab ID	Sample ID	QC Batch Method	QC Batch	Analytical Method	Analytical Batch
60280458001	MW-301	EPA 903.1	313268		
60280458002	MW-302	EPA 903.1	313268		
60280458003	MW-303	EPA 903.1	313268		
60280458004	MW-304	EPA 903.1	313268		
60280458005	MW-305	EPA 903.1	313268		
60280458006	MW-306	EPA 903.1	313268		
60280458007	FIELD BLANK	EPA 903.1	313268		
60280458001	MW-301	EPA 904.0	313162		
60280458002	MW-302	EPA 904.0	313162		
60280458003	MW-303	EPA 904.0	313162		
60280458004	MW-304	EPA 904.0	313162		
60280458005	MW-305	EPA 904.0	313162		
60280458006	MW-306	EPA 904.0	313162		
60280458007	FIELD BLANK	EPA 904.0	313162		
60280458001	MW-301	Total Radium Calculation	314658		
60280458002	MW-302	Total Radium Calculation	314658		
60280458003	MW-303	Total Radium Calculation	314658		
60280458004	MW-304	Total Radium Calculation	314658		
60280458005	MW-305	Total Radium Calculation	314658		
60280458006	MW-306	Total Radium Calculation	314658		
60280458007	FIELD BLANK	Total Radium Calculation	314658		

REPORT OF LABORATORY ANALYSIS

This report shall not be reproduced, except in full,
without the written consent of Pace Analytical Services, LLC.



Sample Condition Upon Receipt

WO#: 60280458



Client Name:

SCS Engineers

Courier: FedEx UPS VIA Clay PEX ECI Pace Xroads Client Other

Tracking #: 4542 2781 3060 Pace Shipping Label Used? Yes No

Custody Seal on Cooler/Box Present: Yes No Seals intact: Yes No

Packing Material: Bubble Wrap Bubble Bags Foam None Other XPDIC

Thermometer Used: T299 Type of Ice: Wet Blue None

Cooler Temperature (°C): As-read 1.2 Corr. Factor +0.1 Corrected 1.3

Date and initials of person examining contents: 9-13-18 HF

Temperature should be above freezing to 6°C

Chain of Custody present:	<input checked="" type="checkbox"/> Yes <input type="checkbox"/> No <input type="checkbox"/> N/A	
Chain of Custody relinquished:	<input checked="" type="checkbox"/> Yes <input type="checkbox"/> No <input type="checkbox"/> N/A	
Samples arrived within holding time:	<input checked="" type="checkbox"/> Yes <input type="checkbox"/> No <input type="checkbox"/> N/A	
Short Hold Time analyses (<72hr):	<input type="checkbox"/> Yes <input checked="" type="checkbox"/> No <input type="checkbox"/> N/A	
Rush Turn Around Time requested:	<input type="checkbox"/> Yes <input checked="" type="checkbox"/> No <input type="checkbox"/> N/A	
Sufficient volume:	<input checked="" type="checkbox"/> Yes <input type="checkbox"/> No <input type="checkbox"/> N/A	
Correct containers used:	<input checked="" type="checkbox"/> Yes <input type="checkbox"/> No <input type="checkbox"/> N/A	
Pace containers used:	<input checked="" type="checkbox"/> Yes <input type="checkbox"/> No <input type="checkbox"/> N/A	
Containers intact:	<input checked="" type="checkbox"/> Yes <input type="checkbox"/> No <input type="checkbox"/> N/A	
Unpreserved 5035A / TX1005/1006 soils frozen in 48hrs?	<input type="checkbox"/> Yes <input checked="" type="checkbox"/> No <input type="checkbox"/> N/A	
Filtered volume received for dissolved tests?	<input type="checkbox"/> Yes <input checked="" type="checkbox"/> No <input type="checkbox"/> N/A	
Sample labels match COC: Date / time / ID / analyses	<input checked="" type="checkbox"/> Yes <input type="checkbox"/> No <input type="checkbox"/> N/A	
Samples contain multiple phases? Matrix: WT	<input type="checkbox"/> Yes <input checked="" type="checkbox"/> No <input type="checkbox"/> N/A	
Containers requiring pH preservation in compliance? (HNO ₃ , H ₂ SO ₄ , HCl<2; NaOH>9 Sulfide, NaOH>10 Cyanide) (Exceptions: VOA, Micro, O&G, KS TPH, OK-DRO)	<input checked="" type="checkbox"/> Yes <input type="checkbox"/> No <input type="checkbox"/> N/A	List sample IDs, volumes, lot #'s of preservative and the date/time added.
Cyanide water sample checks:		
Lead acetate strip turns dark? (Record only)	<input type="checkbox"/> Yes <input type="checkbox"/> No	
Potassium iodide test strip turns blue/purple? (Preserve)	<input type="checkbox"/> Yes <input type="checkbox"/> No	
Trip Blank present:	<input type="checkbox"/> Yes <input checked="" type="checkbox"/> No <input type="checkbox"/> N/A	
Headspace in VOA vials (>6mm):	<input type="checkbox"/> Yes <input type="checkbox"/> No <input checked="" type="checkbox"/> N/A	
Samples from USDA Regulated Area: State:	<input type="checkbox"/> Yes <input type="checkbox"/> No <input checked="" type="checkbox"/> N/A	
Additional labels attached to 5035A / TX1005 vials in the field?	<input type="checkbox"/> Yes <input type="checkbox"/> No <input checked="" type="checkbox"/> N/A	

Client Notification/ Resolution: Copy COC to Client? Y / N Field Data Required? Y / N

Person Contacted: _____ Date/Time: _____

Comments/ Resolution: _____

Project Manager Review: HWK

Date: 9-13-2018

CHAIN-OF-CUSTODY / Analytical Request Document

The Chain-of-Custody is a LEGAL DOCUMENT. All relevant fields must be completed accurately.

Page: _____ of _____

Section A
Required Client Information:
Company: SCS Engineers
Address: 2830 Dairy Drive
Madison WI 53718
Email To: mblodgett@scsengineers.com
Phone: 608-216-7362 Fax:
Required Due Date/TAT:

Section B
Required Project Information:
Report To: Meghan Blodgett
Copy To: Tom Karwaski
Purchase Order No.:
Project Name: Sutherland Generating Station
Project Number: 25218062.00.

Section C
Invoice Information:
Attention: Meghan Blodgett/Jess Valcheff
Company Name: SCS Engineers
Address:
Pace Quote Reference:
Pace Project Manager: Hank Kapka 913-563-1404
Pace Profile #: 6696 Line 2

REGULATORY AGENCY
 NPDES GROUND WATER DRINKING WATER
 UST RCRA OTHER
 Site Location: IA
 STATE: IA

ITEM #	Valid Matrix Codes MATRIX CODE DRINKING WATER DW WATER WW WASTE WATER P PRODUCT SL SOIL/SOLID OL CUI WP WIPE AR AIR OT OTHER TS TISSUE	SAMPLE TYPE (G=GRAB C=COMP)	COLLECTED		SAMPLE TEMP AT COLLECTION	# OF CONTAINERS	Preservatives Unpreserved H ₂ SO ₄ HNO ₃ HCl NaOH Na ₂ O ₃ Methanol Other	Analysis Test Y/N	Requested Analysis Filtered (Y/N)							Pace Project No./ Lab I.D.	
			DATE	TIME					DATE	TIME	DATE	TIME	DATE	TIME	DATE		TIME
1	MW-301	G	9/11/18	0949		2		X	X	X	X	X	X	X	X	X	60280458
2	MW-302	G		0836		2		X	X	X	X	X	X	X	X	X	007
3	MW-303	G		1514		2		X	X	X	X	X	X	X	X	X	013
4	MW-304	G		1114		2		X	X	X	X	X	X	X	X	X	004
5	MW-305	G		1234		2		X	X	X	X	X	X	X	X	X	015
6	MW-306	G		1414		2		X	X	X	X	X	X	X	X	X	006
7	FIELD BLANK	G		0810		2		X	X	X	X	X	X	X	X	X	007
8																	
9																	
10																	
11																	
12																	

Ship To: 9608 Lorret Boulevard, Lenexa, KS 66219

RELINQUISHED BY / AFFILIATION: Charles A. Bills SCS
DATE: 9/11/18
TIME: 1700

ACCEPTED BY / AFFILIATION: Henry F. Furtak PCSI
DATE: 9-13-18
TIME: 0915

RESIDUAL CHLORINE (Y/N): 1.3

RECEIVED ON: Y
CUSTODY SEALED: Y
COOLER (Y/N): Y
SAMPLES INTACT (Y/N): Y

Temp in °C: _____

SAMPLER NAME AND SIGNATURE
 PRINT Name of SAMPLER: Charles A Bills
 SIGNATURE of SAMPLER: Charles A Bills
 DATE Signed (MM/DD/YY): 9/11/18

Chain of Custody



Samples were sent directly to the Subcontracting Laboratory.

State Of Origin: IA
 Cert. Needed: Yes No

Workorder: 60280458 Workorder Name: SUTHERLAND GENERATING STATION Owner Received Date: 9/13/2018 Results Requested By: 10/4/2018

Hank Kapka
 Pace Analytical Kansas
 9608 Loiret Blvd.
 Lenexa, KS 66219
 Phone (913)599-5665

Pace Analytical Pittsburgh
 1638 Roseytown Road
 Suites 2,3, & 4
 Greensburg, PA 15601
 Phone (724)850-5600

Subcontract To

Requested Analysis

WO#: 30265129



Item	Sample ID	Sample Type	Collect Date/Time	Lab ID	Matrix	Preserved Containers		LAB USE ONLY
						IN03		
1	MW-301	PS	9/11/2018 09:49	60280458001	Water	2		001
2	MW-302	PS	9/11/2018 08:36	60280458002	Water	2		002
3	MW-303	PS	9/11/2018 15:14	60280458003	Water	2		003
4	MW-304	PS	9/11/2018 11:19	60280458004	Water	2		004
5	MW-305	PS	9/11/2018 12:34	60280458005	Water	2		005
6	MW-306	PS	9/11/2018 14:14	60280458006	Water	2		006
7	FIELD BLANK	PS	9/11/2018 08:10	60280458007	Water	2		007

Combined Ra
 Radium 226/ 228

Transfers	Released By	Date/Time	Received By	Date/Time	Received on Ice	Y or N	Custody Seal	Y or N	Received on Ice	Y or N	Samples Intact	Y or N
1	<i>[Signature]</i>	9/13/18 1700	<i>[Signature]</i>	9/14/18 1000		N					Y	N
2												
3												

Cooler Temperature on Receipt N/A °C

***In order to maintain client confidentiality, location/name of the sampling site, sampler's name and signature may not be provided on this COC document.
 This chain of custody is considered complete as is since this information is available in the owner laboratory.

Pittsburgh Lab Sample Condition Upon Receipt

Face Analytical

Client Name: Pace KS

Project # 30265129

Courier: Fed Ex UPS USPS Client Commercial Pace Other

Tracking #: 454227818740

Label	<u>BAH</u>
LIMS Login	<u>BAH</u>

Custody Seal on Cooler/Box Present: yes no Seals intact: yes no

Thermometer Used N/A Type of Ice: Wet Blue None

Cooler Temperature Observed Temp _____ °C Correction Factor: _____ °C Final Temp: _____ °C

Temp should be above freezing to 6°C

pH paper Lot#	<u>10D46-11</u>
Date and Initials of person examining contents:	<u>ET 9-14-18</u>

Comments:	Yes	No	N/A	
Chain of Custody Present:	/			1.
Chain of Custody Filled Out:	/			2.
Chain of Custody Relinquished:	/			3.
Sampler Name & Signature on COC:	/			4.
Sample Labels match COC:	/			5.
-Includes date/time/ID Matrix: <u>WT</u>				
Samples Arrived within Hold Time:	/			6.
Short Hold Time Analysis (<72hr remaining):	/			7.
Rush Turn Around Time Requested:	/			8.
Sufficient Volume:	/			9.
Correct Containers Used:	/			10.
-Pace Containers Used:	/			
Containers Intact:	/			11.
Orthophosphate field filtered	/			12.
Hex Cr Aqueous Compliance/NPDES sample field filtered	/			13.
Organic Samples checked for dechlorination:	/			14.
Filtered volume received for Dissolved tests	/			15.
All containers have been checked for preservation.	/			16.
All containers needing preservation are found to be in compliance with EPA recommendation.	/			<u>PAZZ</u>
exceptions: VOA, coliform, TOC, O&G, Phenolics				Initial when completed: <u>ET</u> Date/time of preservation: _____
				Lot # of added preservative: _____
Headspace in VOA Vials (>6mm):	/			17.
Trip Blank Present:	/			18.
Trip Blank Custody Seals Present	/			
Rad Aqueous Samples Screened > 0.5 mrem/hr	/			Initial when completed: <u>ET</u> Date: <u>9-14-18</u>

Client Notification/ Resolution:

Person Contacted: _____ Date/Time: _____ Contacted By: _____

Comments/ Resolution: _____

A check in this box indicates that additional information has been stored in ereports.

Note: Whenever there is a discrepancy affecting North Carolina compliance samples, a copy of this form will be sent to the North Carolina DEHNR Certification Office (i.e. out of hold, incorrect preservative, out of temp, incorrect containers)

*PM review is documented electronically in LIMS. When the Project Manager closes the SRF Review schedule in LIMS. The review is in the Status section of the Workorder Edit Screen.

A6 Round 6 Background Sampling, Analytical Laboratory Report

December 13, 2018

Meghan Blodgett
SCS Engineers
2830 Dairy Drive
Madison, WI 53718

RE: Project: Sutherland Generating Station
Pace Project No.: 60288195

Dear Meghan Blodgett:

Enclosed are the analytical results for sample(s) received by the laboratory on November 30, 2018. The results relate only to the samples included in this report. Results reported herein conform to the most current, applicable TNI/NELAC standards and the laboratory's Quality Assurance Manual, where applicable, unless otherwise noted in the body of the report.

If you have any questions concerning this report, please feel free to contact me.

Sincerely,



Hank Kapka
hank.kapka@pacelabs.com
(913)599-5665
PM Lab Management

Enclosures

cc: Tom Karwaski, SCS Engineers
Nicole Kron, SCS Engineers
Jeff Maxted, Alliant Energy
Jess Valcheff, SCS Engineers



REPORT OF LABORATORY ANALYSIS

This report shall not be reproduced, except in full,
without the written consent of Pace Analytical Services, LLC.

08/30/2019 - Classification: Internal - ECRM6700180

CERTIFICATIONS

Project: Sutherland Generating Station

Pace Project No.: 60288195

Kansas Certification IDs

9608 Loiret Boulevard, Lenexa, KS 66219

Missouri Certification Number: 10090

Arkansas Drinking Water

WY STR Certification #: 2456.01

Arkansas Certification #: 18-016-0

Arkansas Drinking Water

Illinois Certification #: 004455

Iowa Certification #: 118

Kansas/NELAP Certification #: E-10116 / E10426

Louisiana Certification #: 03055

Nevada Certification #: KS000212018-1

Oklahoma Certification #: 9205/9935

Texas Certification #: T104704407-18-11

Utah Certification #: KS000212018-8

Kansas Field Laboratory Accreditation: # E-92587

Missouri Certification: 10070

Missouri Certification Number: 10090

REPORT OF LABORATORY ANALYSIS

This report shall not be reproduced, except in full,
without the written consent of Pace Analytical Services, LLC.

08/30/2019 - Classification: Internal - ECRM6700180

SAMPLE SUMMARY

Project: Sutherland Generating Station

Pace Project No.: 60288195

Lab ID	Sample ID	Matrix	Date Collected	Date Received
60288195001	MW-301	Water	11/28/18 17:46	11/30/18 09:50
60288195002	MW-302	Water	11/28/18 16:25	11/30/18 09:50
60288195003	MW-303	Water	11/28/18 13:15	11/30/18 09:50
60288195004	MW-304	Water	11/28/18 14:27	11/30/18 09:50
60288195005	MW-305	Water	11/28/18 15:09	11/30/18 09:50
60288195006	MW-306	Water	11/28/18 12:30	11/30/18 09:50
60288195007	FIELD BLANK	Water	11/28/18 15:00	11/30/18 09:50

REPORT OF LABORATORY ANALYSIS

This report shall not be reproduced, except in full,
without the written consent of Pace Analytical Services, LLC.

SAMPLE ANALYTE COUNT

Project: Sutherland Generating Station

Pace Project No.: 60288195

Lab ID	Sample ID	Method	Analysts	Analytes Reported	Laboratory
60288195001	MW-301	EPA 6010	JGP	3	PASI-K
		EPA 6020	JGP	11	PASI-K
		EPA 7470	JDE	1	PASI-K
		SM 2540C	RLG	1	PASI-K
		EPA 9040	RMT	1	PASI-K
		EPA 9056	WNM	3	PASI-K
60288195002	MW-302	EPA 6010	JGP	3	PASI-K
		EPA 6020	JGP	11	PASI-K
		EPA 7470	JDE	1	PASI-K
		SM 2540C	RLG	1	PASI-K
		EPA 9040	RMT	1	PASI-K
		EPA 9056	WNM	3	PASI-K
60288195003	MW-303	EPA 6010	JGP	3	PASI-K
		EPA 6020	JGP	11	PASI-K
		EPA 7470	JDE	1	PASI-K
		SM 2540C	RLG	1	PASI-K
		EPA 9040	RMT	1	PASI-K
		EPA 9056	WNM	3	PASI-K
60288195004	MW-304	EPA 6010	JGP	3	PASI-K
		EPA 6020	JGP	11	PASI-K
		EPA 7470	JDE	1	PASI-K
		SM 2540C	RLG	1	PASI-K
		EPA 9040	RMT	1	PASI-K
		EPA 9056	WNM	3	PASI-K
60288195005	MW-305	EPA 6010	JGP	3	PASI-K
		EPA 6020	JGP	11	PASI-K
		EPA 7470	JDE	1	PASI-K
		SM 2540C	RLG	1	PASI-K
		EPA 9040	RMT	1	PASI-K
		EPA 9056	WNM	3	PASI-K
60288195006	MW-306	EPA 6010	JGP	3	PASI-K
		EPA 6020	JGP	11	PASI-K
		EPA 7470	JDE	1	PASI-K
		SM 2540C	RLG	1	PASI-K
		EPA 9040	RMT	1	PASI-K
		EPA 9056	WNM	3	PASI-K
60288195007	FIELD BLANK	EPA 6010	JGP	3	PASI-K

REPORT OF LABORATORY ANALYSIS

This report shall not be reproduced, except in full,
without the written consent of Pace Analytical Services, LLC.

SAMPLE ANALYTE COUNT

Project: Sutherland Generating Station

Pace Project No.: 60288195

Lab ID	Sample ID	Method	Analysts	Analytes Reported	Laboratory
		EPA 6020	JGP	11	PASI-K
		EPA 7470	JDE	1	PASI-K
		SM 2540C	RLG	1	PASI-K
		EPA 9040	RMT	1	PASI-K
		EPA 9056	WNM	3	PASI-K

REPORT OF LABORATORY ANALYSIS

This report shall not be reproduced, except in full,
without the written consent of Pace Analytical Services, LLC.

ANALYTICAL RESULTS

Project: Sutherland Generating Station

Pace Project No.: 60288195

Sample: MW-301 **Lab ID: 60288195001** Collected: 11/28/18 17:46 Received: 11/30/18 09:50 Matrix: Water

Parameters	Results	Units	PQL	MDL	DF	Prepared	Analyzed	CAS No.	Qual
Field Data Analytical Method:									
Collected By	Client				1		11/28/18 17:46		
Collected Date	11/28/2018				1		11/28/18 17:46		
Collected Time	17:46				1		11/28/18 17:46		
Field pH	6.60	Std. Units	0.10	0.050	1		11/28/18 17:46		
Field Temperature	13.61	deg C	0.50	0.25	1		11/28/18 17:46		
Field Specific Conductance	459	umhos/cm	1.0	1.0	1		11/28/18 17:46		
Oxygen, Dissolved	0.37	mg/L			1		11/28/18 17:46	7782-44-7	
REDOX	-76.2	mV			1		11/28/18 17:46		
Turbidity	112	NTU	1.0	1.0	1		11/28/18 17:46		
Groundwater Elevation	856.99	feet			1		11/28/18 17:46		
6010 MET ICP Analytical Method: EPA 6010 Preparation Method: EPA 3010									
Boron	188	ug/L	100	12.5	1	12/06/18 11:52	12/06/18 17:55	7440-42-8	
Calcium	78.8	mg/L	0.20	0.054	1	12/06/18 11:52	12/06/18 17:55	7440-70-2	
Lithium	<4.6	ug/L	10.0	4.6	1	12/06/18 11:52	12/06/18 17:55	7439-93-2	
6020 MET ICPMS Analytical Method: EPA 6020 Preparation Method: EPA 3010									
Antimony	<0.078	ug/L	1.0	0.078	1	12/07/18 15:45	12/10/18 13:23	7440-36-0	
Arsenic	0.84J	ug/L	1.0	0.065	1	12/07/18 15:45	12/10/18 13:23	7440-38-2	
Barium	140	ug/L	1.0	0.28	1	12/07/18 15:45	12/10/18 13:23	7440-39-3	
Beryllium	<0.089	ug/L	0.50	0.089	1	12/07/18 15:45	12/10/18 13:23	7440-41-7	
Cadmium	0.053J	ug/L	0.50	0.033	1	12/07/18 15:45	12/10/18 13:23	7440-43-9	
Chromium	0.50J	ug/L	1.0	0.078	1	12/07/18 15:45	12/10/18 13:23	7440-47-3	
Cobalt	1.1	ug/L	1.0	0.062	1	12/07/18 15:45	12/10/18 13:23	7440-48-4	
Lead	0.58J	ug/L	1.0	0.13	1	12/07/18 15:45	12/10/18 13:23	7439-92-1	
Molybdenum	<0.57	ug/L	1.0	0.57	1	12/07/18 15:45	12/10/18 13:23	7439-98-7	
Selenium	1.8	ug/L	1.0	0.085	1	12/07/18 15:45	12/10/18 13:23	7782-49-2	
Thallium	<0.099	ug/L	1.0	0.099	1	12/07/18 15:45	12/10/18 13:23	7440-28-0	
7470 Mercury Analytical Method: EPA 7470 Preparation Method: EPA 7470									
Mercury	<0.090	ug/L	0.20	0.090	1	12/07/18 13:52	12/10/18 12:19	7439-97-6	
2540C Total Dissolved Solids Analytical Method: SM 2540C									
Total Dissolved Solids	426	mg/L	5.0	5.0	1		12/04/18 09:20		
9040 pH Analytical Method: EPA 9040									
pH	7.0	Std. Units	0.10	0.10	1		12/11/18 15:23		H6
9056 IC Anions Analytical Method: EPA 9056									
Chloride	37.5	mg/L	5.0	1.4	5		12/10/18 15:18	16887-00-6	
Fluoride	0.20	mg/L	0.20	0.19	1		12/10/18 15:00	16984-48-8	
Sulfate	61.9	mg/L	5.0	1.2	5		12/10/18 15:18	14808-79-8	

REPORT OF LABORATORY ANALYSIS

This report shall not be reproduced, except in full,
without the written consent of Pace Analytical Services, LLC.

ANALYTICAL RESULTS

Project: Sutherland Generating Station

Pace Project No.: 60288195

Sample: MW-302 **Lab ID: 60288195002** Collected: 11/28/18 16:25 Received: 11/30/18 09:50 Matrix: Water

Parameters	Results	Units	PQL	MDL	DF	Prepared	Analyzed	CAS No.	Qual
Field Data									
Analytical Method:									
Collected By	Client				1		11/28/18 16:25		
Collected Date	11/28/2018				1		11/28/18 16:25		
Collected Time	16:25				1		11/28/18 16:25		
Field pH	7.20	Std. Units	0.10	0.050	1		11/28/18 16:25		
Field Temperature	11.96	deg C	0.50	0.25	1		11/28/18 16:25		
Field Specific Conductance	319	umhos/cm	1.0	1.0	1		11/28/18 16:25		
Oxygen, Dissolved	0.21	mg/L			1		11/28/18 16:25	7782-44-7	
REDOX	-98.0	mV			1		11/28/18 16:25		
Turbidity	31.7	NTU	1.0	1.0	1		11/28/18 16:25		
Groundwater Elevation	856.74	feet			1		11/28/18 16:25		
6010 MET ICP									
Analytical Method: EPA 6010 Preparation Method: EPA 3010									
Boron	36.6J	ug/L	100	12.5	1	12/06/18 11:52	12/06/18 17:57	7440-42-8	
Calcium	65.0	mg/L	0.20	0.054	1	12/06/18 11:52	12/06/18 17:57	7440-70-2	
Lithium	<4.6	ug/L	10.0	4.6	1	12/06/18 11:52	12/06/18 17:57	7439-93-2	
6020 MET ICPMS									
Analytical Method: EPA 6020 Preparation Method: EPA 3010									
Antimony	0.26J	ug/L	1.0	0.078	1	12/07/18 15:45	12/10/18 13:25	7440-36-0	
Arsenic	5.9	ug/L	1.0	0.065	1	12/07/18 15:45	12/10/18 13:25	7440-38-2	
Barium	112	ug/L	1.0	0.28	1	12/07/18 15:45	12/10/18 13:25	7440-39-3	
Beryllium	<0.089	ug/L	0.50	0.089	1	12/07/18 15:45	12/10/18 13:25	7440-41-7	
Cadmium	<0.033	ug/L	0.50	0.033	1	12/07/18 15:45	12/10/18 13:25	7440-43-9	
Chromium	0.22J	ug/L	1.0	0.078	1	12/07/18 15:45	12/10/18 13:25	7440-47-3	
Cobalt	8.4	ug/L	1.0	0.062	1	12/07/18 15:45	12/10/18 13:25	7440-48-4	
Lead	0.34J	ug/L	1.0	0.13	1	12/07/18 15:45	12/10/18 13:25	7439-92-1	
Molybdenum	<0.57	ug/L	1.0	0.57	1	12/07/18 15:45	12/10/18 13:25	7439-98-7	
Selenium	0.73J	ug/L	1.0	0.085	1	12/07/18 15:45	12/10/18 13:25	7782-49-2	
Thallium	<0.099	ug/L	1.0	0.099	1	12/07/18 15:45	12/10/18 13:25	7440-28-0	
7470 Mercury									
Analytical Method: EPA 7470 Preparation Method: EPA 7470									
Mercury	<0.090	ug/L	0.20	0.090	1	12/07/18 13:52	12/10/18 12:22	7439-97-6	
2540C Total Dissolved Solids									
Analytical Method: SM 2540C									
Total Dissolved Solids	272	mg/L	5.0	5.0	1		12/04/18 09:20		
9040 pH									
Analytical Method: EPA 9040									
pH	7.6	Std. Units	0.10	0.10	1		12/11/18 15:22		H6
9056 IC Anions									
Analytical Method: EPA 9056									
Chloride	5.5	mg/L	1.0	0.29	1		12/10/18 16:59	16887-00-6	
Fluoride	0.22	mg/L	0.20	0.19	1		12/10/18 16:59	16984-48-8	
Sulfate	25.5	mg/L	5.0	1.2	5		12/10/18 17:17	14808-79-8	

REPORT OF LABORATORY ANALYSIS

This report shall not be reproduced, except in full,
without the written consent of Pace Analytical Services, LLC.

ANALYTICAL RESULTS

Project: Sutherland Generating Station

Pace Project No.: 60288195

Sample: MW-303 **Lab ID: 60288195003** Collected: 11/28/18 13:15 Received: 11/30/18 09:50 Matrix: Water

Parameters	Results	Units	PQL	MDL	DF	Prepared	Analyzed	CAS No.	Qual
Field Data									
Analytical Method:									
Collected By	Client				1		11/28/18 13:15		
Collected Date	11/28/2018				1		11/28/18 13:15		
Collected Time	13:15				1		11/28/18 13:15		
Field pH	7.20	Std. Units	0.10	0.050	1		11/28/18 13:15		
Field Temperature	11.38	deg C	0.50	0.25	1		11/28/18 13:15		
Field Specific Conductance	710	umhos/cm	1.0	1.0	1		11/28/18 13:15		
Oxygen, Dissolved	0.28	mg/L			1		11/28/18 13:15	7782-44-7	
REDOX	12.9	mV			1		11/28/18 13:15		
Turbidity	1.16	NTU	1.0	1.0	1		11/28/18 13:15		
Groundwater Elevation	855.01	feet			1		11/28/18 13:15		
6010 MET ICP									
Analytical Method: EPA 6010 Preparation Method: EPA 3010									
Boron	696	ug/L	100	12.5	1	12/06/18 11:52	12/06/18 17:59	7440-42-8	
Calcium	134	mg/L	0.20	0.054	1	12/06/18 11:52	12/06/18 17:59	7440-70-2	
Lithium	30.7	ug/L	10.0	4.6	1	12/06/18 11:52	12/06/18 17:59	7439-93-2	
6020 MET ICPMS									
Analytical Method: EPA 6020 Preparation Method: EPA 3010									
Antimony	<0.078	ug/L	1.0	0.078	1	12/07/18 15:45	12/10/18 13:27	7440-36-0	
Arsenic	1.3	ug/L	1.0	0.065	1	12/07/18 15:45	12/10/18 13:27	7440-38-2	
Barium	48.4	ug/L	1.0	0.28	1	12/07/18 15:45	12/10/18 13:27	7440-39-3	
Beryllium	<0.089	ug/L	0.50	0.089	1	12/07/18 15:45	12/10/18 13:27	7440-41-7	
Cadmium	<0.033	ug/L	0.50	0.033	1	12/07/18 15:45	12/10/18 13:27	7440-43-9	
Chromium	<0.078	ug/L	1.0	0.078	1	12/07/18 15:45	12/10/18 13:27	7440-47-3	
Cobalt	0.89J	ug/L	1.0	0.062	1	12/07/18 15:45	12/10/18 13:27	7440-48-4	
Lead	<0.13	ug/L	1.0	0.13	1	12/07/18 15:45	12/10/18 13:27	7439-92-1	
Molybdenum	32.6	ug/L	1.0	0.57	1	12/07/18 15:45	12/10/18 13:27	7439-98-7	
Selenium	<0.085	ug/L	1.0	0.085	1	12/07/18 15:45	12/10/18 13:27	7782-49-2	
Thallium	<0.099	ug/L	1.0	0.099	1	12/07/18 15:45	12/10/18 13:27	7440-28-0	
7470 Mercury									
Analytical Method: EPA 7470 Preparation Method: EPA 7470									
Mercury	<0.090	ug/L	0.20	0.090	1	12/07/18 13:52	12/10/18 12:24	7439-97-6	
2540C Total Dissolved Solids									
Analytical Method: SM 2540C									
Total Dissolved Solids	797	mg/L	5.0	5.0	1		12/04/18 09:20		
9040 pH									
Analytical Method: EPA 9040									
pH	6.8	Std. Units	0.10	0.10	1		12/11/18 15:14		H6
9056 IC Anions									
Analytical Method: EPA 9056									
Chloride	29.2	mg/L	5.0	1.4	5		12/10/18 18:46	16887-00-6	
Fluoride	0.56	mg/L	0.20	0.19	1		12/10/18 18:28	16984-48-8	
Sulfate	348	mg/L	50.0	12.0	50		12/10/18 19:04	14808-79-8	

REPORT OF LABORATORY ANALYSIS

This report shall not be reproduced, except in full,
without the written consent of Pace Analytical Services, LLC.

ANALYTICAL RESULTS

Project: Sutherland Generating Station

Pace Project No.: 60288195

Sample: MW-304 **Lab ID: 60288195004** Collected: 11/28/18 14:27 Received: 11/30/18 09:50 Matrix: Water

Parameters	Results	Units	PQL	MDL	DF	Prepared	Analyzed	CAS No.	Qual
Field Data		Analytical Method:							
Collected By	Client				1		11/28/18 14:27		
Collected Date	11/28/2018				1		11/28/18 14:27		
Collected Time	14:27				1		11/28/18 14:27		
Field pH	6.60	Std. Units	0.10	0.050	1		11/28/18 14:27		
Field Temperature	11.28	deg C	0.50	0.25	1		11/28/18 14:27		
Field Specific Conductance	731	umhos/cm	1.0	1.0	1		11/28/18 14:27		
Oxygen, Dissolved	0.37	mg/L			1		11/28/18 14:27	7782-44-7	
REDOX	-39.3	mV			1		11/28/18 14:27		
Turbidity	22.7	NTU	1.0	1.0	1		11/28/18 14:27		
Groundwater Elevation	854.79	feet			1		11/28/18 14:27		
6010 MET ICP		Analytical Method: EPA 6010 Preparation Method: EPA 3010							
Boron	751	ug/L	100	12.5	1	12/06/18 11:52	12/06/18 18:02	7440-42-8	
Calcium	149	mg/L	0.20	0.054	1	12/06/18 11:52	12/06/18 18:02	7440-70-2	
Lithium	<4.6	ug/L	10.0	4.6	1	12/06/18 11:52	12/06/18 18:02	7439-93-2	
6020 MET ICPMS		Analytical Method: EPA 6020 Preparation Method: EPA 3010							
Antimony	<0.078	ug/L	1.0	0.078	1	12/07/18 15:45	12/10/18 13:33	7440-36-0	
Arsenic	0.46J	ug/L	1.0	0.065	1	12/07/18 15:45	12/10/18 13:33	7440-38-2	
Barium	29.0	ug/L	1.0	0.28	1	12/07/18 15:45	12/10/18 13:33	7440-39-3	
Beryllium	<0.089	ug/L	0.50	0.089	1	12/07/18 15:45	12/10/18 13:33	7440-41-7	
Cadmium	0.085J	ug/L	0.50	0.033	1	12/07/18 15:45	12/10/18 13:33	7440-43-9	
Chromium	0.11J	ug/L	1.0	0.078	1	12/07/18 15:45	12/10/18 13:33	7440-47-3	
Cobalt	0.45J	ug/L	1.0	0.062	1	12/07/18 15:45	12/10/18 13:33	7440-48-4	
Lead	0.17J	ug/L	1.0	0.13	1	12/07/18 15:45	12/10/18 13:33	7439-92-1	
Molybdenum	1.2	ug/L	1.0	0.57	1	12/07/18 15:45	12/10/18 13:33	7439-98-7	
Selenium	<0.085	ug/L	1.0	0.085	1	12/07/18 15:45	12/10/18 13:33	7782-49-2	
Thallium	<0.099	ug/L	1.0	0.099	1	12/07/18 15:45	12/10/18 13:33	7440-28-0	
7470 Mercury		Analytical Method: EPA 7470 Preparation Method: EPA 7470							
Mercury	<0.090	ug/L	0.20	0.090	1	12/07/18 13:52	12/10/18 12:26	7439-97-6	
2540C Total Dissolved Solids		Analytical Method: SM 2540C							
Total Dissolved Solids	853	mg/L	5.0	5.0	1		12/04/18 09:20		
9040 pH		Analytical Method: EPA 9040							
pH	7.7	Std. Units	0.10	0.10	1		12/11/18 15:17		H6
9056 IC Anions		Analytical Method: EPA 9056							
Chloride	27.4	mg/L	10.0	2.9	10		12/10/18 19:40	16887-00-6	
Fluoride	0.31	mg/L	0.20	0.19	1		12/10/18 19:22	16984-48-8	
Sulfate	375	mg/L	20.0	4.8	20		12/10/18 19:57	14808-79-8	

REPORT OF LABORATORY ANALYSIS

This report shall not be reproduced, except in full,
without the written consent of Pace Analytical Services, LLC.

ANALYTICAL RESULTS

Project: Sutherland Generating Station

Pace Project No.: 60288195

Sample: **MW-305** Lab ID: **60288195005** Collected: 11/28/18 15:09 Received: 11/30/18 09:50 Matrix: Water

Parameters	Results	Units	PQL	MDL	DF	Prepared	Analyzed	CAS No.	Qual
Field Data									
Analytical Method:									
Collected By	Client				1		11/28/18 15:09		
Collected Date	11/28/2018				1		11/28/18 15:09		
Collected Time	15:09				1		11/28/18 15:09		
Field pH	6.63	Std. Units	0.10	0.050	1		11/28/18 15:09		
Field Temperature	12.24	deg C	0.50	0.25	1		11/28/18 15:09		
Field Specific Conductance	773	umhos/cm	1.0	1.0	1		11/28/18 15:09		
Oxygen, Dissolved	0.23	mg/L			1		11/28/18 15:09	7782-44-7	
REDOX	-117.7	mV			1		11/28/18 15:09		
Turbidity	119	NTU	1.0	1.0	1		11/28/18 15:09		
Groundwater Elevation	854.87	feet			1		11/28/18 15:09		
6010 MET ICP									
Analytical Method: EPA 6010 Preparation Method: EPA 3010									
Boron	920	ug/L	100	12.5	1	12/06/18 11:52	12/06/18 18:04	7440-42-8	
Calcium	152	mg/L	0.20	0.054	1	12/06/18 11:52	12/06/18 18:04	7440-70-2	
Lithium	16.9	ug/L	10.0	4.6	1	12/06/18 11:52	12/06/18 18:04	7439-93-2	
6020 MET ICPMS									
Analytical Method: EPA 6020 Preparation Method: EPA 3010									
Antimony	0.27J	ug/L	1.0	0.078	1	12/07/18 15:45	12/10/18 13:36	7440-36-0	
Arsenic	65.9	ug/L	1.0	0.065	1	12/07/18 15:45	12/10/18 13:36	7440-38-2	
Barium	167	ug/L	1.0	0.28	1	12/07/18 15:45	12/10/18 13:36	7440-39-3	
Beryllium	0.10J	ug/L	0.50	0.089	1	12/07/18 15:45	12/10/18 13:36	7440-41-7	
Cadmium	0.10J	ug/L	0.50	0.033	1	12/07/18 15:45	12/10/18 13:36	7440-43-9	
Chromium	0.25J	ug/L	1.0	0.078	1	12/07/18 15:45	12/10/18 13:36	7440-47-3	
Cobalt	2.8	ug/L	1.0	0.062	1	12/07/18 15:45	12/10/18 13:36	7440-48-4	
Lead	0.58J	ug/L	1.0	0.13	1	12/07/18 15:45	12/10/18 13:36	7439-92-1	
Molybdenum	21.5	ug/L	1.0	0.57	1	12/07/18 15:45	12/10/18 13:36	7439-98-7	
Selenium	0.44J	ug/L	1.0	0.085	1	12/07/18 15:45	12/10/18 13:36	7782-49-2	
Thallium	<0.099	ug/L	1.0	0.099	1	12/07/18 15:45	12/10/18 13:36	7440-28-0	
7470 Mercury									
Analytical Method: EPA 7470 Preparation Method: EPA 7470									
Mercury	<0.090	ug/L	0.20	0.090	1	12/07/18 13:52	12/10/18 12:29	7439-97-6	
2540C Total Dissolved Solids									
Analytical Method: SM 2540C									
Total Dissolved Solids	935	mg/L	5.0	5.0	1		12/04/18 09:20		
9040 pH									
Analytical Method: EPA 9040									
pH	7.0	Std. Units	0.10	0.10	1		12/11/18 15:20		H6
9056 IC Anions									
Analytical Method: EPA 9056									
Chloride	17.4	mg/L	1.0	0.29	1		12/10/18 20:15	16887-00-6	
Fluoride	0.53	mg/L	0.20	0.19	1		12/10/18 20:15	16984-48-8	
Sulfate	445	mg/L	50.0	12.0	50		12/12/18 12:49	14808-79-8	

REPORT OF LABORATORY ANALYSIS

This report shall not be reproduced, except in full,
without the written consent of Pace Analytical Services, LLC.

ANALYTICAL RESULTS

Project: Sutherland Generating Station

Pace Project No.: 60288195

Sample: MW-306 **Lab ID: 60288195006** Collected: 11/28/18 12:30 Received: 11/30/18 09:50 Matrix: Water

Parameters	Results	Units	PQL	MDL	DF	Prepared	Analyzed	CAS No.	Qual
Field Data		Analytical Method:							
Collected By	Client				1		11/28/18 12:30		
Collected Date	11/28/2018				1		11/28/18 12:30		
Collected Time	12:30				1		11/28/18 12:30		
Field pH	7.41	Std. Units	0.10	0.050	1		11/28/18 12:30		
Field Temperature	12.53	deg C	0.50	0.25	1		11/28/18 12:30		
Field Specific Conductance	814	umhos/cm	1.0	1.0	1		11/28/18 12:30		
Oxygen, Dissolved	0.32	mg/L			1		11/28/18 12:30	7782-44-7	
REDOX	2.1	mV			1		11/28/18 12:30		
Turbidity	1.75	NTU	1.0	1.0	1		11/28/18 12:30		
Groundwater Elevation	854.91	feet			1		11/28/18 12:30		
6010 MET ICP		Analytical Method: EPA 6010 Preparation Method: EPA 3010							
Boron	2990	ug/L	100	12.5	1	12/06/18 11:52	12/06/18 18:06	7440-42-8	
Calcium	166	mg/L	0.20	0.054	1	12/06/18 11:52	12/06/18 18:06	7440-70-2	
Lithium	36.8	ug/L	10.0	4.6	1	12/06/18 11:52	12/06/18 18:06	7439-93-2	
6020 MET ICPMS		Analytical Method: EPA 6020 Preparation Method: EPA 3010							
Antimony	<0.078	ug/L	1.0	0.078	1	12/07/18 15:45	12/10/18 13:38	7440-36-0	
Arsenic	5.2	ug/L	1.0	0.065	1	12/07/18 15:45	12/10/18 13:38	7440-38-2	
Barium	78.3	ug/L	1.0	0.28	1	12/07/18 15:45	12/10/18 13:38	7440-39-3	
Beryllium	<0.089	ug/L	0.50	0.089	1	12/07/18 15:45	12/10/18 13:38	7440-41-7	
Cadmium	0.041J	ug/L	0.50	0.033	1	12/07/18 15:45	12/10/18 13:38	7440-43-9	
Chromium	<0.078	ug/L	1.0	0.078	1	12/07/18 15:45	12/10/18 13:38	7440-47-3	
Cobalt	0.57J	ug/L	1.0	0.062	1	12/07/18 15:45	12/10/18 13:38	7440-48-4	
Lead	<0.13	ug/L	1.0	0.13	1	12/07/18 15:45	12/10/18 13:38	7439-92-1	
Molybdenum	45.6	ug/L	1.0	0.57	1	12/07/18 15:45	12/10/18 13:38	7439-98-7	
Selenium	<0.085	ug/L	1.0	0.085	1	12/07/18 15:45	12/10/18 13:38	7782-49-2	
Thallium	<0.099	ug/L	1.0	0.099	1	12/07/18 15:45	12/10/18 13:38	7440-28-0	
7470 Mercury		Analytical Method: EPA 7470 Preparation Method: EPA 7470							
Mercury	<0.090	ug/L	0.20	0.090	1	12/07/18 13:52	12/10/18 12:31	7439-97-6	
2540C Total Dissolved Solids		Analytical Method: SM 2540C							
Total Dissolved Solids	955	mg/L	5.0	5.0	1		12/04/18 09:20		
9040 pH		Analytical Method: EPA 9040							
pH	6.7	Std. Units	0.10	0.10	1		12/11/18 15:12		H6
9056 IC Anions		Analytical Method: EPA 9056							
Chloride	14.1	mg/L	1.0	0.29	1		12/10/18 20:51	16887-00-6	
Fluoride	0.53	mg/L	0.20	0.19	1		12/10/18 20:51	16984-48-8	
Sulfate	87.4	mg/L	5.0	1.2	5		12/10/18 21:09	14808-79-8	

REPORT OF LABORATORY ANALYSIS

This report shall not be reproduced, except in full,
without the written consent of Pace Analytical Services, LLC.

ANALYTICAL RESULTS

Project: Sutherland Generating Station

Pace Project No.: 60288195

Sample: **FIELD BLANK** Lab ID: **60288195007** Collected: 11/28/18 15:00 Received: 11/30/18 09:50 Matrix: Water

Parameters	Results	Units	PQL	MDL	DF	Prepared	Analyzed	CAS No.	Qual
6010 MET ICP		Analytical Method: EPA 6010 Preparation Method: EPA 3010							
Boron	<12.5	ug/L	100	12.5	1	12/06/18 11:52	12/06/18 17:53	7440-42-8	
Calcium	0.054J	mg/L	0.20	0.054	1	12/06/18 11:52	12/06/18 17:53	7440-70-2	
Lithium	<4.6	ug/L	10.0	4.6	1	12/06/18 11:52	12/06/18 17:53	7439-93-2	
6020 MET ICPMS		Analytical Method: EPA 6020 Preparation Method: EPA 3010							
Antimony	<0.078	ug/L	1.0	0.078	1	12/07/18 15:45	12/10/18 13:44	7440-36-0	
Arsenic	<0.065	ug/L	1.0	0.065	1	12/07/18 15:45	12/10/18 13:44	7440-38-2	
Barium	0.30J	ug/L	1.0	0.28	1	12/07/18 15:45	12/10/18 13:44	7440-39-3	
Beryllium	<0.089	ug/L	0.50	0.089	1	12/07/18 15:45	12/10/18 14:50	7440-41-7	
Cadmium	<0.033	ug/L	0.50	0.033	1	12/07/18 15:45	12/10/18 13:44	7440-43-9	
Chromium	<0.078	ug/L	1.0	0.078	1	12/07/18 15:45	12/10/18 13:44	7440-47-3	
Cobalt	<0.062	ug/L	1.0	0.062	1	12/07/18 15:45	12/10/18 13:44	7440-48-4	
Lead	<0.13	ug/L	1.0	0.13	1	12/07/18 15:45	12/10/18 13:44	7439-92-1	
Molybdenum	<0.57	ug/L	1.0	0.57	1	12/07/18 15:45	12/10/18 13:44	7439-98-7	
Selenium	<0.085	ug/L	1.0	0.085	1	12/07/18 15:45	12/10/18 13:44	7782-49-2	
Thallium	<0.099	ug/L	1.0	0.099	1	12/07/18 15:45	12/10/18 13:44	7440-28-0	
7470 Mercury		Analytical Method: EPA 7470 Preparation Method: EPA 7470							
Mercury	<0.090	ug/L	0.20	0.090	1	12/07/18 13:52	12/10/18 12:38	7439-97-6	
2540C Total Dissolved Solids		Analytical Method: SM 2540C							
Total Dissolved Solids	<5.0	mg/L	5.0	5.0	1		12/04/18 09:20		
9040 pH		Analytical Method: EPA 9040							
pH	6.9	Std. Units	0.10	0.10	1		12/11/18 15:19		H6
9056 IC Anions		Analytical Method: EPA 9056							
Chloride	0.50J	mg/L	1.0	0.29	1		12/10/18 22:20	16887-00-6	
Fluoride	<0.19	mg/L	0.20	0.19	1		12/10/18 22:20	16984-48-8	
Sulfate	<0.24	mg/L	1.0	0.24	1		12/10/18 22:20	14808-79-8	

REPORT OF LABORATORY ANALYSIS

This report shall not be reproduced, except in full,
without the written consent of Pace Analytical Services, LLC.

QUALITY CONTROL DATA

Project: Sutherland Generating Station

Pace Project No.: 60288195

QC Batch: 558997 Analysis Method: EPA 7470
 QC Batch Method: EPA 7470 Analysis Description: 7470 Mercury
 Associated Lab Samples: 60288195001, 60288195002, 60288195003, 60288195004, 60288195005, 60288195006, 60288195007

METHOD BLANK: 2293769 Matrix: Water
 Associated Lab Samples: 60288195001, 60288195002, 60288195003, 60288195004, 60288195005, 60288195006, 60288195007

Parameter	Units	Blank Result	Reporting Limit	MDL	Analyzed	Qualifiers
Mercury	ug/L	<0.090	0.20	0.090	12/10/18 12:03	

LABORATORY CONTROL SAMPLE: 2293770

Parameter	Units	Spike Conc.	LCS Result	LCS % Rec	% Rec Limits	Qualifiers
Mercury	ug/L	5	5.1	102	80-120	

MATRIX SPIKE & MATRIX SPIKE DUPLICATE: 2293771 2293772

Parameter	Units	60287953001 Result	MS Spike Conc.	MSD Spike Conc.	MS Result	MSD Result	MS % Rec	MSD % Rec	% Rec Limits	RPD	Max RPD	Qual
Mercury	ug/L	ND	5	5	4.9	5.0	95	98	75-125	2	20	

Results presented on this page are in the units indicated by the "Units" column except where an alternate unit is presented to the right of the result.

REPORT OF LABORATORY ANALYSIS

This report shall not be reproduced, except in full,
 without the written consent of Pace Analytical Services, LLC.

QUALITY CONTROL DATA

Project: Sutherland Generating Station

Pace Project No.: 60288195

QC Batch: 558709 Analysis Method: EPA 6010
 QC Batch Method: EPA 3010 Analysis Description: 6010 MET
 Associated Lab Samples: 60288195001, 60288195002, 60288195003, 60288195004, 60288195005, 60288195006, 60288195007

METHOD BLANK: 2292392 Matrix: Water
 Associated Lab Samples: 60288195001, 60288195002, 60288195003, 60288195004, 60288195005, 60288195006, 60288195007

Parameter	Units	Blank Result	Reporting Limit	MDL	Analyzed	Qualifiers
Boron	ug/L	<12.5	100	12.5	12/06/18 17:26	
Calcium	mg/L	<0.054	0.20	0.054	12/06/18 17:26	
Lithium	ug/L	<4.6	10.0	4.6	12/06/18 17:26	

LABORATORY CONTROL SAMPLE: 2292393

Parameter	Units	Spike Conc.	LCS Result	LCS % Rec	% Rec Limits	Qualifiers
Boron	ug/L	1000	991	99	80-120	
Calcium	mg/L	10	9.6	96	80-120	
Lithium	ug/L	1000	972	97	80-120	

MATRIX SPIKE & MATRIX SPIKE DUPLICATE: 2292394 2292395

Parameter	Units	60288012001		2292395		MS		MSD		% Rec Limits	RPD	Max RPD	Qual
		Result	MS Spike Conc.	MSD Spike Conc.	MS Result	MSD Result	% Rec	% Rec					
Boron	ug/L	749	1000	1000	1740	1740	99	100	75-125	0	20		
Calcium	mg/L	230000	10	10	240	239	102	90	75-125	1	20		
Lithium	ug/L	57.4	1000	1000	1040	1040	98	98	75-125	0	20		

Results presented on this page are in the units indicated by the "Units" column except where an alternate unit is presented to the right of the result.

REPORT OF LABORATORY ANALYSIS

This report shall not be reproduced, except in full,
 without the written consent of Pace Analytical Services, LLC.

QUALITY CONTROL DATA

Project: Sutherland Generating Station
Pace Project No.: 60288195

QC Batch: 558904 Analysis Method: EPA 6020
QC Batch Method: EPA 3010 Analysis Description: 6020 MET
Associated Lab Samples: 60288195001, 60288195002, 60288195003, 60288195004, 60288195005, 60288195006, 60288195007

METHOD BLANK: 2293324 Matrix: Water
Associated Lab Samples: 60288195001, 60288195002, 60288195003, 60288195004, 60288195005, 60288195006, 60288195007

Parameter	Units	Blank Result	Reporting Limit	MDL	Analyzed	Qualifiers
Antimony	ug/L	<0.078	1.0	0.078	12/10/18 13:01	
Arsenic	ug/L	<0.065	1.0	0.065	12/10/18 13:01	
Barium	ug/L	<0.28	1.0	0.28	12/10/18 13:01	
Beryllium	ug/L	<0.089	0.50	0.089	12/10/18 13:01	
Cadmium	ug/L	<0.033	0.50	0.033	12/10/18 13:01	
Chromium	ug/L	<0.078	1.0	0.078	12/10/18 13:01	
Cobalt	ug/L	<0.062	1.0	0.062	12/10/18 13:01	
Lead	ug/L	<0.13	1.0	0.13	12/10/18 13:01	
Molybdenum	ug/L	<0.57	1.0	0.57	12/10/18 13:01	
Selenium	ug/L	<0.085	1.0	0.085	12/10/18 13:01	
Thallium	ug/L	<0.099	1.0	0.099	12/10/18 13:01	

LABORATORY CONTROL SAMPLE: 2293325

Parameter	Units	Spike Conc.	LCS Result	LCS % Rec	% Rec Limits	Qualifiers
Antimony	ug/L	40	41.9	105	80-120	
Arsenic	ug/L	40	41.2	103	80-120	
Barium	ug/L	40	39.7	99	80-120	
Beryllium	ug/L	40	40.1	100	80-120	
Cadmium	ug/L	40	40.9	102	80-120	
Chromium	ug/L	40	39.3	98	80-120	
Cobalt	ug/L	40	41.0	103	80-120	
Lead	ug/L	40	38.9	97	80-120	
Molybdenum	ug/L	40	41.9	105	80-120	
Selenium	ug/L	40	41.4	104	80-120	
Thallium	ug/L	40	37.4	94	80-120	

MATRIX SPIKE & MATRIX SPIKE DUPLICATE: 2293326 2293327

Parameter	Units	MS		MSD		MS % Rec	MSD % Rec	% Rec Limits	RPD	Max RPD	Qual	
		60288195003 Result	Spike Conc.	Spike Conc.	MS Result							MSD Result
Antimony	ug/L	<0.078	40	40	42.3	42.2	106	106	75-125	0	20	
Arsenic	ug/L	1.3	40	40	43.4	43.3	105	105	75-125	0	20	
Barium	ug/L	48.4	40	40	89.9	88.3	104	100	75-125	2	20	
Beryllium	ug/L	<0.089	40	40	38.7	37.7	97	94	75-125	3	20	
Cadmium	ug/L	<0.033	40	40	41.7	41.8	104	104	75-125	0	20	
Chromium	ug/L	<0.078	40	40	40.3	40.6	101	102	75-125	1	20	
Cobalt	ug/L	0.89J	40	40	40.4	41.0	99	100	75-125	2	20	

Results presented on this page are in the units indicated by the "Units" column except where an alternate unit is presented to the right of the result.

REPORT OF LABORATORY ANALYSIS

This report shall not be reproduced, except in full,
without the written consent of Pace Analytical Services, LLC.

QUALITY CONTROL DATA

Project: Sutherland Generating Station

Pace Project No.: 60288195

Parameter	Units	60288195003		2293326		2293327		% Rec	% Rec	% Rec	Limits	RPD	Max RPD	Qual
		Result	MS Spike Conc.	MSD Spike Conc.	MS Result	MSD Result	MS % Rec							
Lead	ug/L	<0.13	40	40	37.9	37.7	95	94	75-125	0	20			
Molybdenum	ug/L	32.6	40	40	75.8	76.5	108	110	75-125	1	20			
Selenium	ug/L	<0.085	40	40	40.9	41.3	102	103	75-125	1	20			
Thallium	ug/L	<0.099	40	40	37.0	37.0	92	93	75-125	0	20			

Results presented on this page are in the units indicated by the "Units" column except where an alternate unit is presented to the right of the result.

REPORT OF LABORATORY ANALYSIS

This report shall not be reproduced, except in full,
without the written consent of Pace Analytical Services, LLC.

QUALITY CONTROL DATA

Project: Sutherland Generating Station

Pace Project No.: 60288195

QC Batch:	559427	Analysis Method:	EPA 9040
QC Batch Method:	EPA 9040	Analysis Description:	9040 pH

Associated Lab Samples: 60288195001, 60288195002, 60288195003, 60288195004, 60288195005, 60288195006, 60288195007

SAMPLE DUPLICATE: 2295867

Parameter	Units	60288245007 Result	Dup Result	RPD	Max RPD	Qualifiers
pH	Std. Units	6.6	6.6	0	10	H6

Results presented on this page are in the units indicated by the "Units" column except where an alternate unit is presented to the right of the result.

REPORT OF LABORATORY ANALYSIS

This report shall not be reproduced, except in full,
without the written consent of Pace Analytical Services, LLC.

QUALITY CONTROL DATA

Project: Sutherland Generating Station

Pace Project No.: 60288195

QC Batch: 559268 Analysis Method: EPA 9056
 QC Batch Method: EPA 9056 Analysis Description: 9056 IC Anions
 Associated Lab Samples: 60288195001, 60288195002, 60288195003, 60288195004, 60288195005, 60288195006, 60288195007

METHOD BLANK: 2295312 Matrix: Water
 Associated Lab Samples: 60288195001, 60288195002, 60288195003, 60288195004, 60288195005, 60288195006, 60288195007

Parameter	Units	Blank Result	Reporting Limit	MDL	Analyzed	Qualifiers
Chloride	mg/L	<0.29	1.0	0.29	12/10/18 10:05	
Fluoride	mg/L	<0.19	0.20	0.19	12/10/18 10:05	
Sulfate	mg/L	<0.24	1.0	0.24	12/10/18 10:05	

LABORATORY CONTROL SAMPLE: 2295313

Parameter	Units	Spike Conc.	LCS Result	LCS % Rec	% Rec Limits	Qualifiers
Chloride	mg/L	5	4.9	97	80-120	
Fluoride	mg/L	2.5	2.3	91	80-120	
Sulfate	mg/L	5	4.5	91	80-120	

MATRIX SPIKE & MATRIX SPIKE DUPLICATE: 2295314 2295315

Parameter	Units	60288054001		MSD		MS		MSD		% Rec Limits	RPD	Max RPD	Qual
		Result	MS Spike Conc.	Spike Conc.	Result	MSD Result	% Rec	% Rec					
Chloride	mg/L	55.5	50	50	105	105	98	99	80-120	0	15		
Fluoride	mg/L	ND	25	25	23.7	23.5	91	90	80-120	1	15		
Sulfate	mg/L	95.0	50	50	143	142	96	93	80-120	1	15		

SAMPLE DUPLICATE: 2295316

Parameter	Units	60288054002 Result	Dup Result	RPD	Max RPD	Qualifiers
Sulfate	mg/L	52.9	52.2	1	15	

Results presented on this page are in the units indicated by the "Units" column except where an alternate unit is presented to the right of the result.

REPORT OF LABORATORY ANALYSIS

This report shall not be reproduced, except in full, without the written consent of Pace Analytical Services, LLC.

QUALITY CONTROL DATA

Project: Sutherland Generating Station

Pace Project No.: 60288195

QC Batch: 559546	Analysis Method: EPA 9056
QC Batch Method: EPA 9056	Analysis Description: 9056 IC Anions
Associated Lab Samples: 60288195005	

METHOD BLANK: 2296214 Matrix: Water
Associated Lab Samples: 60288195005

Parameter	Units	Blank Result	Reporting Limit	MDL	Analyzed	Qualifiers
Sulfate	mg/L	<0.24	1.0	0.24	12/12/18 13:32	

LABORATORY CONTROL SAMPLE: 2296215

Parameter	Units	Spike Conc.	LCS Result	LCS % Rec	% Rec Limits	Qualifiers
Sulfate	mg/L	5	5.1	102	80-120	

MATRIX SPIKE & MATRIX SPIKE DUPLICATE: 2296216 2296217

Parameter	Units	60288195005		2296217		MS % Rec	MSD % Rec	% Rec Limits	RPD	Max RPD	Qual
		MS Result	MSD Spike Conc.	MS Result	MSD Spike Conc.						
Sulfate	mg/L	445	250	715	250	108	105	80-120	1	15	

Results presented on this page are in the units indicated by the "Units" column except where an alternate unit is presented to the right of the result.

REPORT OF LABORATORY ANALYSIS

This report shall not be reproduced, except in full,
without the written consent of Pace Analytical Services, LLC.

QUALIFIERS

Project: Sutherland Generating Station

Pace Project No.: 60288195

DEFINITIONS

DF - Dilution Factor, if reported, represents the factor applied to the reported data due to dilution of the sample aliquot.

ND - Not Detected at or above adjusted reporting limit.

TNTC - Too Numerous To Count

J - Estimated concentration above the adjusted method detection limit and below the adjusted reporting limit.

MDL - Adjusted Method Detection Limit.

PQL - Practical Quantitation Limit.

RL - Reporting Limit - The lowest concentration value that meets project requirements for quantitative data with known precision and bias for a specific analyte in a specific matrix.

S - Surrogate

1,2-Diphenylhydrazine decomposes to and cannot be separated from Azobenzene using Method 8270. The result for each analyte is a combined concentration.

Consistent with EPA guidelines, unrounded data are displayed and have been used to calculate % recovery and RPD values.

LCS(D) - Laboratory Control Sample (Duplicate)

MS(D) - Matrix Spike (Duplicate)

DUP - Sample Duplicate

RPD - Relative Percent Difference

NC - Not Calculable.

SG - Silica Gel - Clean-Up

U - Indicates the compound was analyzed for, but not detected.

N-Nitrosodiphenylamine decomposes and cannot be separated from Diphenylamine using Method 8270. The result reported for each analyte is a combined concentration.

Pace Analytical is TNI accredited. Contact your Pace PM for the current list of accredited analytes.

TNI - The NELAC Institute.

LABORATORIES

PASI-K Pace Analytical Services - Kansas City

ANALYTE QUALIFIERS

H6 Analysis initiated outside of the 15 minute EPA required holding time.

REPORT OF LABORATORY ANALYSIS

This report shall not be reproduced, except in full,
without the written consent of Pace Analytical Services, LLC.

QUALITY CONTROL DATA CROSS REFERENCE TABLE

Project: Sutherland Generating Station

Pace Project No.: 60288195

Lab ID	Sample ID	QC Batch Method	QC Batch	Analytical Method	Analytical Batch
60288195001	MW-301		558346		
60288195002	MW-302		558346		
60288195003	MW-303		558346		
60288195004	MW-304		558346		
60288195005	MW-305		558346		
60288195006	MW-306		558346		
60288195001	MW-301	EPA 3010	558709	EPA 6010	558766
60288195002	MW-302	EPA 3010	558709	EPA 6010	558766
60288195003	MW-303	EPA 3010	558709	EPA 6010	558766
60288195004	MW-304	EPA 3010	558709	EPA 6010	558766
60288195005	MW-305	EPA 3010	558709	EPA 6010	558766
60288195006	MW-306	EPA 3010	558709	EPA 6010	558766
60288195007	FIELD BLANK	EPA 3010	558709	EPA 6010	558766
60288195001	MW-301	EPA 3010	558904	EPA 6020	559067
60288195002	MW-302	EPA 3010	558904	EPA 6020	559067
60288195003	MW-303	EPA 3010	558904	EPA 6020	559067
60288195004	MW-304	EPA 3010	558904	EPA 6020	559067
60288195005	MW-305	EPA 3010	558904	EPA 6020	559067
60288195006	MW-306	EPA 3010	558904	EPA 6020	559067
60288195007	FIELD BLANK	EPA 3010	558904	EPA 6020	559067
60288195001	MW-301	EPA 7470	558997	EPA 7470	559161
60288195002	MW-302	EPA 7470	558997	EPA 7470	559161
60288195003	MW-303	EPA 7470	558997	EPA 7470	559161
60288195004	MW-304	EPA 7470	558997	EPA 7470	559161
60288195005	MW-305	EPA 7470	558997	EPA 7470	559161
60288195006	MW-306	EPA 7470	558997	EPA 7470	559161
60288195007	FIELD BLANK	EPA 7470	558997	EPA 7470	559161
60288195001	MW-301	SM 2540C	558160		
60288195002	MW-302	SM 2540C	558160		
60288195003	MW-303	SM 2540C	558160		
60288195004	MW-304	SM 2540C	558160		
60288195005	MW-305	SM 2540C	558160		
60288195006	MW-306	SM 2540C	558160		
60288195007	FIELD BLANK	SM 2540C	558160		
60288195001	MW-301	EPA 9040	559427		
60288195002	MW-302	EPA 9040	559427		
60288195003	MW-303	EPA 9040	559427		
60288195004	MW-304	EPA 9040	559427		
60288195005	MW-305	EPA 9040	559427		
60288195006	MW-306	EPA 9040	559427		
60288195007	FIELD BLANK	EPA 9040	559427		
60288195001	MW-301	EPA 9056	559268		
60288195002	MW-302	EPA 9056	559268		
60288195003	MW-303	EPA 9056	559268		
60288195004	MW-304	EPA 9056	559268		
60288195005	MW-305	EPA 9056	559268		

REPORT OF LABORATORY ANALYSIS

This report shall not be reproduced, except in full,
without the written consent of Pace Analytical Services, LLC.

QUALITY CONTROL DATA CROSS REFERENCE TABLE

Project: Sutherland Generating Station

Pace Project No.: 60288195

Lab ID	Sample ID	QC Batch Method	QC Batch	Analytical Method	Analytical Batch
60288195005	MW-305	EPA 9056	559546		
60288195006	MW-306	EPA 9056	559268		
60288195007	FIELD BLANK	EPA 9056	559268		

REPORT OF LABORATORY ANALYSIS

This report shall not be reproduced, except in full,
without the written consent of Pace Analytical Services, LLC.



Sample Condition Upon Receipt

WO#: ^{Hen 12} 60288195



Client Name: SCS Engineers

Courier: FedEx UPS VIA Clay PEX ECI Pace Xroads Client Other

Tracking #: 4542 2786 4201 Pace Shipping Label Used? Yes No

Custody Seal on Cooler/Box Present: Yes No Seals intact: Yes No

Packing Material: Bubble Wrap Bubble Bags Foam None Other

Thermometer Used: T-301 Type of Ice: Wet Blue None

Cooler Temperature (°C): As-read 5.8 Corr. Factor 10.0 Corrected 5.8

Date and initials of person examining contents: AC 1/4/1

Temperature should be above freezing to 6°C

Chain of Custody present:	<input checked="" type="checkbox"/> Yes <input type="checkbox"/> No <input type="checkbox"/> N/A	
Chain of Custody relinquished:	<input checked="" type="checkbox"/> Yes <input type="checkbox"/> No <input type="checkbox"/> N/A	
Samples arrived within holding time:	<input checked="" type="checkbox"/> Yes <input type="checkbox"/> No <input type="checkbox"/> N/A	
Short Hold Time analyses (<72hr):	<input type="checkbox"/> Yes <input checked="" type="checkbox"/> No <input type="checkbox"/> N/A	
Rush Turn Around Time requested:	<input type="checkbox"/> Yes <input checked="" type="checkbox"/> No <input type="checkbox"/> N/A	
Sufficient volume:	<input checked="" type="checkbox"/> Yes <input type="checkbox"/> No <input type="checkbox"/> N/A	
Correct containers used:	<input checked="" type="checkbox"/> Yes <input type="checkbox"/> No <input type="checkbox"/> N/A	
Pace containers used:	<input checked="" type="checkbox"/> Yes <input type="checkbox"/> No <input type="checkbox"/> N/A	
Containers intact: *	<input checked="" type="checkbox"/> Yes <input type="checkbox"/> No <input type="checkbox"/> N/A	
Unpreserved 5035A / TX1005/1006 soils frozen in 48hrs?	<input type="checkbox"/> Yes <input type="checkbox"/> No <input checked="" type="checkbox"/> N/A	
Filtered volume received for dissolved tests?	<input type="checkbox"/> Yes <input type="checkbox"/> No <input checked="" type="checkbox"/> N/A	
Sample labels match COC: Date / time / ID / analyses	<input checked="" type="checkbox"/> Yes <input type="checkbox"/> No <input type="checkbox"/> N/A	
Samples contain multiple phases? Matrix: <u>LWT</u>	<input type="checkbox"/> Yes <input checked="" type="checkbox"/> No <input type="checkbox"/> N/A	
Containers requiring pH preservation in compliance? (HNO ₃ , H ₂ SO ₄ , HCl<2; NaOH>9 Sulfide, NaOH>10 Cyanide) (Exceptions: VOA, Micro, O&G, KS TPH, OK-DRO)	<input checked="" type="checkbox"/> Yes <input type="checkbox"/> No <input type="checkbox"/> N/A	List sample IDs, volumes, lot #'s of preservative and the date/time added.
Cyanide water sample checks:		
Lead acetate strip turns dark? (Record only)	<input type="checkbox"/> Yes <input checked="" type="checkbox"/> No	
Potassium iodide test strip turns blue/purple? (Preserve)	<input type="checkbox"/> Yes <input checked="" type="checkbox"/> No	
Trip Blank present:	<input type="checkbox"/> Yes <input type="checkbox"/> No <input checked="" type="checkbox"/> N/A	
Headspace in VOA vials (>6mm):	<input type="checkbox"/> Yes <input type="checkbox"/> No <input checked="" type="checkbox"/> N/A	
Samples from USDA Regulated Area: State:	<input type="checkbox"/> Yes <input type="checkbox"/> No <input checked="" type="checkbox"/> N/A	
Additional labels attached to 5035A / TX1005 vials in the field?	<input type="checkbox"/> Yes <input type="checkbox"/> No <input checked="" type="checkbox"/> N/A	

Client Notification/ Resolution: Copy COC to Client? Y / N Field Data Required? Y / N

Person Contacted: _____ Date/Time: _____

Comments/ Resolution: _____

Project Manager Review: HWK

Date: 12-3-2013

CHAIN-OF-CUSTODY / Analytical Request Document

The Chain-of-Custody is a LEGAL DOCUMENT. All relevant fields must be completed accurately.



Section A Required Client Information:		Section B Required Project Information:		Section C Invoice Information:	
Company: SCS Engineers		Report To: Meghan Blodgett		Attention: Meghan Blodgett/Jess Vaicheff	
Address: 2830 Dairy Drive		Copy To: Tom Karwaski		Company Name: SCS Engineers	
Madison WI 53718		Purchase Order No.:		Address:	
Email To: mblodgett@scsengineers.com		Project Name: Sutherland Generating Station		Pace Quote Reference: Hank Kapka 913-563-1404	
Phone: 608-216-7362		Project Number: 25218062.00.		Pace Project Manager: Hank Kapka	
Requested Due Date/TAT:				Pace Profile #: 6696 Line 2	

Page: _____ of _____

Section D Required Client Information	Valid Matrix Codes MATRIX CODE DRINKING WATER DW WATER WT WASTE WATER WW PRODUCT P SOIL/SOLID S OIL OL WIPE WP AIR AR OTHER OT TISSUE TS	SAMPLE ID (A-Z, 0-9 / -) Sample IDs MUST BE UNIQUE	COLLECTED		SAMPLE TYPE (G=GRAB C=COMP)	MATRIX CODE (see valid codes to left)	# OF CONTAINERS		Preservatives	Requested Analysis Filtered (Y/N)	Temp In °C	Received on Ice (Y/N)	Custody Sealed Cooler (Y/N)	Samples Intact (Y/N)
			COMPOSITE START	COMPOSITE END/GRAB			DATE	TIME						
		MW-301	WT	G	WT	G	3	1	H ₂ SO ₄	Y	60.8			60.8
		MW-302	WT	G	WT	G	3	1	HNO ₃	Y	60.2			60.2
		MW-303	WT	G	WT	G	3	1	NaOH	Y	60.3			60.3
		MW-304	WT	G	WT	G	3	1	Na ₂ S ₂ O ₃	Y	60.4			60.4
		MW-305	WT	G	WT	G	3	1	HCl	Y	60.5			60.5
		MW-306	WT	G	WT	G	3	1	Unpreserved	Y	60.6			60.6
		FIELD BLANK	WT	G	WT	G	3	1	Other	Y	60.7			60.7

Section E Additional Comments		Section F Relinquished By / Affiliation		Section G Accepted By / Affiliation		Section H Sample Conditions	
Ship To: 8608 Loiret Boulevard, Lenexa, KS 66219		Net Sherman / SCS Engineers		Date: 11/29/18		Date: 11/30/18	
* As-Ba-Bi-Cd-Cr-Co-Pb-Mn-Sb-Se-Tl		Signature: <i>[Signature]</i>		Signature: <i>[Signature]</i>		Temp In °C: 4	

*Important Note: By signing this form you are accepting Pace's NET 30 day payment terms and agreeing to late charges of 1.5% per month for invoices not paid within 30 days.

December 21, 2018

Meghan Blodgett
SCS Engineers
2830 Dairy Drive
Madison, WI 53718

RE: Project: SUTHERLAND GENERATING STATION
Pace Project No.: 60288196

Dear Meghan Blodgett:

Enclosed are the analytical results for sample(s) received by the laboratory on November 30, 2018. The results relate only to the samples included in this report. Results reported herein conform to the most current, applicable TNI/NELAC standards and the laboratory's Quality Assurance Manual, where applicable, unless otherwise noted in the body of the report.

If you have any questions concerning this report, please feel free to contact me.

Sincerely,



Hank Kapka
hank.kapka@pacelabs.com
(913)599-5665
PM Lab Management

Enclosures

cc: Tom Karwaski, SCS Engineers
Nicole Kron, SCS Engineers
Jeff Maxted, Alliant Energy
Jess Valcheff, SCS Engineers



REPORT OF LABORATORY ANALYSIS

This report shall not be reproduced, except in full,
without the written consent of Pace Analytical Services, LLC.

08/30/2019 - Classification: Internal - ECRM6700180

CERTIFICATIONS

Project: SUTHERLAND GENERATING STATION

Pace Project No.: 60288196

Pennsylvania Certification IDs

1638 Roseytown Rd Suites 2,3&4, Greensburg, PA 15601

ANAB DOD-ELAP Rad Accreditation #: L2417

Alabama Certification #: 41590

Arizona Certification #: AZ0734

Arkansas Certification

California Certification #: 04222CA

Colorado Certification #: PA01547

Connecticut Certification #: PH-0694

Delaware Certification

EPA Region 4 DW Rad

Florida/TNI Certification #: E87683

Georgia Certification #: C040

Guam Certification

Hawaii Certification

Idaho Certification

Illinois Certification

Indiana Certification

Iowa Certification #: 391

Kansas/TNI Certification #: E-10358

Kentucky Certification #: KY90133

KY WW Permit #: KY0098221

KY WW Permit #: KY0000221

Louisiana DHH/TNI Certification #: LA180012

Louisiana DEQ/TNI Certification #: 4086

Maine Certification #: 2017020

Maryland Certification #: 308

Massachusetts Certification #: M-PA1457

Michigan/PADEP Certification #: 9991

Missouri Certification #: 235

Montana Certification #: Cert0082

Nebraska Certification #: NE-OS-29-14

Nevada Certification #: PA014572018-1

New Hampshire/TNI Certification #: 297617

New Jersey/TNI Certification #: PA051

New Mexico Certification #: PA01457

New York/TNI Certification #: 10888

North Carolina Certification #: 42706

North Dakota Certification #: R-190

Ohio EPA Rad Approval: #41249

Oregon/TNI Certification #: PA200002-010

Pennsylvania/TNI Certification #: 65-00282

Puerto Rico Certification #: PA01457

Rhode Island Certification #: 65-00282

South Dakota Certification

Tennessee Certification #: 02867

Texas/TNI Certification #: T104704188-17-3

Utah/TNI Certification #: PA014572017-9

USDA Soil Permit #: P330-17-00091

Vermont Dept. of Health: ID# VT-0282

Virgin Island/PADEP Certification

Virginia/VELAP Certification #: 9526

Washington Certification #: C868

West Virginia DEP Certification #: 143

West Virginia DHHR Certification #: 9964C

Wisconsin Approve List for Rad

Wyoming Certification #: 8TMS-L

REPORT OF LABORATORY ANALYSIS

This report shall not be reproduced, except in full,
without the written consent of Pace Analytical Services, LLC.

SAMPLE SUMMARY

Project: SUTHERLAND GENERATING STATION

Pace Project No.: 60288196

Lab ID	Sample ID	Matrix	Date Collected	Date Received
60288196001	MW-301	Water	11/28/18 17:46	11/30/18 09:50
60288196002	MW-302	Water	11/28/18 16:25	11/30/18 09:50
60288196003	MW-303	Water	11/28/18 13:15	11/30/18 09:50
60288196004	MW-304	Water	11/28/18 14:27	11/30/18 09:50
60288196005	MW-305	Water	11/28/18 15:09	11/30/18 09:50
60288196006	MW-306	Water	11/28/18 12:30	11/30/18 09:50
60288196007	FIELD BLANK	Water	11/28/18 15:00	11/30/18 09:50

REPORT OF LABORATORY ANALYSIS

This report shall not be reproduced, except in full,
without the written consent of Pace Analytical Services, LLC.

SAMPLE ANALYTE COUNT

Project: SUTHERLAND GENERATING STATION

Pace Project No.: 60288196

Lab ID	Sample ID	Method	Analysts	Analytes Reported	Laboratory
60288196001	MW-301	EPA 903.1	MK1	1	PASI-PA
		EPA 904.0	JLW	1	PASI-PA
		Total Radium Calculation	CMC	1	PASI-PA
60288196002	MW-302	EPA 903.1	MK1	1	PASI-PA
		EPA 904.0	JLW	1	PASI-PA
		Total Radium Calculation	CMC	1	PASI-PA
60288196003	MW-303	EPA 903.1	MK1	1	PASI-PA
		EPA 904.0	JLW	1	PASI-PA
		Total Radium Calculation	CMC	1	PASI-PA
60288196004	MW-304	EPA 903.1	MK1	1	PASI-PA
		EPA 904.0	JLW	1	PASI-PA
		Total Radium Calculation	CMC	1	PASI-PA
60288196005	MW-305	EPA 903.1	MK1	1	PASI-PA
		EPA 904.0	JLW	1	PASI-PA
		Total Radium Calculation	CMC	1	PASI-PA
60288196006	MW-306	EPA 903.1	MK1	1	PASI-PA
		EPA 904.0	JLW	1	PASI-PA
		Total Radium Calculation	CMC	1	PASI-PA
60288196007	FIELD BLANK	EPA 903.1	MK1	1	PASI-PA
		EPA 904.0	JLW	1	PASI-PA
		Total Radium Calculation	CMC	1	PASI-PA

REPORT OF LABORATORY ANALYSIS

This report shall not be reproduced, except in full,
without the written consent of Pace Analytical Services, LLC.

ANALYTICAL RESULTS - RADIOCHEMISTRY

Project: SUTHERLAND GENERATING STATION

Pace Project No.: 60288196

Sample: MW-301 **Lab ID: 60288196001** Collected: 11/28/18 17:46 Received: 11/30/18 09:50 Matrix: Water
PWS: Site ID: Sample Type:

Parameters	Method	Act ± Unc (MDC) Carr Trac	Units	Analyzed	CAS No.	Qual
Radium-226	EPA 903.1	0.510 ± 0.475 (0.626) C:NA T:97%	pCi/L	12/21/18 10:32	13982-63-3	
Radium-228	EPA 904.0	0.365 ± 0.419 (0.881) C:81% T:78%	pCi/L	12/20/18 17:45	15262-20-1	
Total Radium	Total Radium Calculation	0.875 ± 0.894 (1.51)	pCi/L	12/21/18 13:09	7440-14-4	

REPORT OF LABORATORY ANALYSIS

This report shall not be reproduced, except in full,
without the written consent of Pace Analytical Services, LLC.

ANALYTICAL RESULTS - RADIOCHEMISTRY

Project: SUTHERLAND GENERATING STATION

Pace Project No.: 60288196

Sample: MW-302 **Lab ID: 60288196002** Collected: 11/28/18 16:25 Received: 11/30/18 09:50 Matrix: Water
PWS: Site ID: Sample Type:

Parameters	Method	Act ± Unc (MDC) Carr Trac	Units	Analyzed	CAS No.	Qual
Radium-226	EPA 903.1	1.03 ± 0.806 (1.12) C:NA T:78%	pCi/L	12/21/18 10:32	13982-63-3	
Radium-228	EPA 904.0	0.436 ± 0.367 (0.737) C:81% T:86%	pCi/L	12/20/18 17:45	15262-20-1	
Total Radium	Total Radium Calculation	1.47 ± 1.17 (1.86)	pCi/L	12/21/18 13:09	7440-14-4	

REPORT OF LABORATORY ANALYSIS

This report shall not be reproduced, except in full,
without the written consent of Pace Analytical Services, LLC.

ANALYTICAL RESULTS - RADIOCHEMISTRY

Project: SUTHERLAND GENERATING STATION

Pace Project No.: 60288196

Sample: MW-303 **Lab ID: 60288196003** Collected: 11/28/18 13:15 Received: 11/30/18 09:50 Matrix: Water
PWS: Site ID: Sample Type:

Parameters	Method	Act ± Unc (MDC) Carr Trac	Units	Analyzed	CAS No.	Qual
Radium-226	EPA 903.1	0.389 ± 0.630 (1.10) C:NA T:94%	pCi/L	12/21/18 10:32	13982-63-3	
Radium-228	EPA 904.0	0.532 ± 0.394 (0.770) C:83% T:79%	pCi/L	12/20/18 17:45	15262-20-1	
Total Radium	Total Radium Calculation	0.921 ± 1.02 (1.87)	pCi/L	12/21/18 13:09	7440-14-4	

REPORT OF LABORATORY ANALYSIS

This report shall not be reproduced, except in full,
without the written consent of Pace Analytical Services, LLC.

ANALYTICAL RESULTS - RADIOCHEMISTRY

Project: SUTHERLAND GENERATING STATION

Pace Project No.: 60288196

Sample: MW-304 **Lab ID: 60288196004** Collected: 11/28/18 14:27 Received: 11/30/18 09:50 Matrix: Water
PWS: Site ID: Sample Type:

Parameters	Method	Act ± Unc (MDC) Carr Trac	Units	Analyzed	CAS No.	Qual
Radium-226	EPA 903.1	0.570 ± 0.531 (0.699) C:NA T:84%	pCi/L	12/21/18 10:32	13982-63-3	
Radium-228	EPA 904.0	0.993 ± 0.460 (0.790) C:80% T:87%	pCi/L	12/20/18 17:45	15262-20-1	
Total Radium	Total Radium Calculation	1.56 ± 0.991 (1.49)	pCi/L	12/21/18 13:09	7440-14-4	

REPORT OF LABORATORY ANALYSIS

This report shall not be reproduced, except in full,
without the written consent of Pace Analytical Services, LLC.

ANALYTICAL RESULTS - RADIOCHEMISTRY

Project: SUTHERLAND GENERATING STATION

Pace Project No.: 60288196

Sample: MW-305 **Lab ID: 60288196005** Collected: 11/28/18 15:09 Received: 11/30/18 09:50 Matrix: Water
PWS: Site ID: Sample Type:

Parameters	Method	Act ± Unc (MDC) Carr Trac	Units	Analyzed	CAS No.	Qual
Radium-226	EPA 903.1	1.08 ± 0.758 (0.999) C:NA T:93%	pCi/L	12/21/18 11:10	13982-63-3	
Radium-228	EPA 904.0	1.15 ± 0.494 (0.814) C:81% T:81%	pCi/L	12/20/18 17:45	15262-20-1	
Total Radium	Total Radium Calculation	2.23 ± 1.25 (1.81)	pCi/L	12/21/18 13:09	7440-14-4	

REPORT OF LABORATORY ANALYSIS

This report shall not be reproduced, except in full,
without the written consent of Pace Analytical Services, LLC.

ANALYTICAL RESULTS - RADIOCHEMISTRY

Project: SUTHERLAND GENERATING STATION

Pace Project No.: 60288196

Sample: MW-306 **Lab ID: 60288196006** Collected: 11/28/18 12:30 Received: 11/30/18 09:50 Matrix: Water
PWS: Site ID: Sample Type:

Parameters	Method	Act ± Unc (MDC) Carr Trac	Units	Analyzed	CAS No.	Qual
Radium-226	EPA 903.1	0.515 ± 0.536 (0.797) C:NA T:87%	pCi/L	12/21/18 11:10	13982-63-3	
Radium-228	EPA 904.0	0.605 ± 0.396 (0.757) C:81% T:85%	pCi/L	12/20/18 17:45	15262-20-1	
Total Radium	Total Radium Calculation	1.12 ± 0.932 (1.55)	pCi/L	12/21/18 14:53	7440-14-4	

REPORT OF LABORATORY ANALYSIS

This report shall not be reproduced, except in full,
without the written consent of Pace Analytical Services, LLC.

ANALYTICAL RESULTS - RADIOCHEMISTRY

Project: SUTHERLAND GENERATING STATION

Pace Project No.: 60288196

Sample: FIELD BLANK **Lab ID: 60288196007** Collected: 11/28/18 15:00 Received: 11/30/18 09:50 Matrix: Water
PWS: Site ID: Sample Type:

Parameters	Method	Act ± Unc (MDC) Carr Trac	Units	Analyzed	CAS No.	Qual
Radium-226	EPA 903.1	0.409 ± 0.483 (0.759) C:NA T:95%	pCi/L	12/21/18 11:10	13982-63-3	
Radium-228	EPA 904.0	0.563 ± 0.432 (0.854) C:83% T:74%	pCi/L	12/20/18 17:45	15262-20-1	
Total Radium	Total Radium Calculation	0.972 ± 0.915 (1.61)	pCi/L	12/21/18 14:53	7440-14-4	

REPORT OF LABORATORY ANALYSIS

This report shall not be reproduced, except in full,
without the written consent of Pace Analytical Services, LLC.

QUALITY CONTROL - RADIOCHEMISTRY

Project: SUTHERLAND GENERATING STATION

Pace Project No.: 60288196

QC Batch: 322944 Analysis Method: EPA 903.1

QC Batch Method: EPA 903.1 Analysis Description: 903.1 Radium-226

Associated Lab Samples: 60288196004, 60288196005, 60288196006, 60288196007

METHOD BLANK: 1573835 Matrix: Water

Associated Lab Samples: 60288196004, 60288196005, 60288196006, 60288196007

Parameter	Act ± Unc (MDC) Carr Trac	Units	Analyzed	Qualifiers
Radium-226	0.339 ± 0.409 (0.625) C:NA T:86%	pCi/L	12/21/18 10:32	

Results presented on this page are in the units indicated by the "Units" column except where an alternate unit is presented to the right of the result.

REPORT OF LABORATORY ANALYSIS

This report shall not be reproduced, except in full,
without the written consent of Pace Analytical Services, LLC.

QUALITY CONTROL - RADIOCHEMISTRY

Project: SUTHERLAND GENERATING STATION

Pace Project No.: 60288196

QC Batch:	322943	Analysis Method:	EPA 903.1
QC Batch Method:	EPA 903.1	Analysis Description:	903.1 Radium-226
Associated Lab Samples:	60288196001, 60288196002, 60288196003		

METHOD BLANK:	1573832	Matrix:	Water
Associated Lab Samples:	60288196001, 60288196002, 60288196003		

Parameter	Act ± Unc (MDC) Carr Trac	Units	Analyzed	Qualifiers
Radium-226	0.0908 ± 0.414 (0.843) C:NA T:87%	pCi/L	12/21/18 09:52	

Results presented on this page are in the units indicated by the "Units" column except where an alternate unit is presented to the right of the result.

REPORT OF LABORATORY ANALYSIS

This report shall not be reproduced, except in full,
without the written consent of Pace Analytical Services, LLC.

QUALITY CONTROL - RADIOCHEMISTRY

Project: SUTHERLAND GENERATING STATION

Pace Project No.: 60288196

QC Batch:	322938	Analysis Method:	EPA 904.0
QC Batch Method:	EPA 904.0	Analysis Description:	904.0 Radium 228
Associated Lab Samples:	60288196001, 60288196002, 60288196003, 60288196004, 60288196005, 60288196006, 60288196007		

METHOD BLANK:	1573825	Matrix:	Water
Associated Lab Samples:	60288196001, 60288196002, 60288196003, 60288196004, 60288196005, 60288196006, 60288196007		

Parameter	Act ± Unc (MDC) Carr Trac	Units	Analyzed	Qualifiers
Radium-228	0.328 ± 0.318 (0.652) C:86% T:80%	pCi/L	12/20/18 14:38	

Results presented on this page are in the units indicated by the "Units" column except where an alternate unit is presented to the right of the result.

REPORT OF LABORATORY ANALYSIS

This report shall not be reproduced, except in full,
without the written consent of Pace Analytical Services, LLC.

QUALIFIERS

Project: SUTHERLAND GENERATING STATION

Pace Project No.: 60288196

DEFINITIONS

DF - Dilution Factor, if reported, represents the factor applied to the reported data due to dilution of the sample aliquot.

ND - Not Detected at or above adjusted reporting limit.

TNTC - Too Numerous To Count

J - Estimated concentration above the adjusted method detection limit and below the adjusted reporting limit.

MDL - Adjusted Method Detection Limit.

PQL - Practical Quantitation Limit.

RL - Reporting Limit - The lowest concentration value that meets project requirements for quantitative data with known precision and bias for a specific analyte in a specific matrix.

S - Surrogate

1,2-Diphenylhydrazine decomposes to and cannot be separated from Azobenzene using Method 8270. The result for each analyte is a combined concentration.

Consistent with EPA guidelines, unrounded data are displayed and have been used to calculate % recovery and RPD values.

LCS(D) - Laboratory Control Sample (Duplicate)

MS(D) - Matrix Spike (Duplicate)

DUP - Sample Duplicate

RPD - Relative Percent Difference

NC - Not Calculable.

SG - Silica Gel - Clean-Up

U - Indicates the compound was analyzed for, but not detected.

N-Nitrosodiphenylamine decomposes and cannot be separated from Diphenylamine using Method 8270. The result reported for each analyte is a combined concentration.

Act - Activity

Unc - Uncertainty: SDWA = 1.96 sigma count uncertainty, all other matrices = Expanded Uncertainty (95% confidence interval).

Gamma Spec = Expanded Uncertainty (95.4% Confidence Interval)

(MDC) - Minimum Detectable Concentration

Trac - Tracer Recovery (%)

Carr - Carrier Recovery (%)

Pace Analytical is TNI accredited. Contact your Pace PM for the current list of accredited analytes.

TNI - The NELAC Institute.

LABORATORIES

PASI-PA Pace Analytical Services - Greensburg

REPORT OF LABORATORY ANALYSIS

This report shall not be reproduced, except in full,
without the written consent of Pace Analytical Services, LLC.

QUALITY CONTROL DATA CROSS REFERENCE TABLE

Project: SUTHERLAND GENERATING STATION

Pace Project No.: 60288196

Lab ID	Sample ID	QC Batch Method	QC Batch	Analytical Method	Analytical Batch
60288196001	MW-301	EPA 903.1	322943		
60288196002	MW-302	EPA 903.1	322943		
60288196003	MW-303	EPA 903.1	322943		
60288196004	MW-304	EPA 903.1	322944		
60288196005	MW-305	EPA 903.1	322944		
60288196006	MW-306	EPA 903.1	322944		
60288196007	FIELD BLANK	EPA 903.1	322944		
60288196001	MW-301	EPA 904.0	322938		
60288196002	MW-302	EPA 904.0	322938		
60288196003	MW-303	EPA 904.0	322938		
60288196004	MW-304	EPA 904.0	322938		
60288196005	MW-305	EPA 904.0	322938		
60288196006	MW-306	EPA 904.0	322938		
60288196007	FIELD BLANK	EPA 904.0	322938		
60288196001	MW-301	Total Radium Calculation	324852		
60288196002	MW-302	Total Radium Calculation	324852		
60288196003	MW-303	Total Radium Calculation	324852		
60288196004	MW-304	Total Radium Calculation	324852		
60288196005	MW-305	Total Radium Calculation	324852		
60288196006	MW-306	Total Radium Calculation	324899		
60288196007	FIELD BLANK	Total Radium Calculation	324899		

REPORT OF LABORATORY ANALYSIS

This report shall not be reproduced, except in full,
without the written consent of Pace Analytical Services, LLC.



Sample Condition Upon Receipt

WO#: 60288196



Client Name: JCS Engineers

Courier: FedEx UPS VIA Clay PEX ECI Pace Xroads Client Other

Tracking #: 4542 27816 4131 Pace Shipping Label Used? Yes No

Custody Seal on Cooler/Box Present: Yes No Seals intact: Yes No

Packing Material: Bubble Wrap Bubble Bags Foam None Other

Thermometer Used: T-301 Type of Ice: Wet Blue None

Cooler Temperature (°C): As-read 4.9 Corr. Factor 10.0 Corrected 4.9

Date and initials of person examining contents: AC 12/1

Temperature should be above freezing to 6°C

Chain of Custody present:	<input checked="" type="checkbox"/> Yes <input type="checkbox"/> No <input type="checkbox"/> N/A	
Chain of Custody relinquished:	<input checked="" type="checkbox"/> Yes <input type="checkbox"/> No <input type="checkbox"/> N/A	
Samples arrived within holding time:	<input checked="" type="checkbox"/> Yes <input type="checkbox"/> No <input type="checkbox"/> N/A	
Short Hold Time analyses (<72hr):	<input type="checkbox"/> Yes <input checked="" type="checkbox"/> No <input type="checkbox"/> N/A	
Rush Turn Around Time requested:	<input type="checkbox"/> Yes <input checked="" type="checkbox"/> No <input type="checkbox"/> N/A	
Sufficient volume:	<input checked="" type="checkbox"/> Yes <input type="checkbox"/> No <input type="checkbox"/> N/A	
Correct containers used:	<input checked="" type="checkbox"/> Yes <input type="checkbox"/> No <input type="checkbox"/> N/A	
Pace containers used:	<input checked="" type="checkbox"/> Yes <input type="checkbox"/> No <input type="checkbox"/> N/A	
Containers intact:	<input checked="" type="checkbox"/> Yes <input type="checkbox"/> No <input type="checkbox"/> N/A	
Unpreserved 5035A / TX1005/1006 soils frozen in 48hrs?	<input type="checkbox"/> Yes <input type="checkbox"/> No <input checked="" type="checkbox"/> N/A	
Filtered volume received for dissolved tests?	<input type="checkbox"/> Yes <input type="checkbox"/> No <input checked="" type="checkbox"/> N/A	
Sample labels match COC: Date / time / ID / analyses	<input checked="" type="checkbox"/> Yes <input type="checkbox"/> No <input type="checkbox"/> N/A	
Samples contain multiple phases? Matrix: <u>WT</u>	<input type="checkbox"/> Yes <input checked="" type="checkbox"/> No <input type="checkbox"/> N/A	
Containers requiring pH preservation in compliance? (HNO ₃ , H ₂ SO ₄ , HCl<2; NaOH>9 Sulfide, NaOH>10 Cyanide) (Exceptions: VOA, Micro, O&G, KS TPH, OK-DRO)	<input checked="" type="checkbox"/> Yes <input type="checkbox"/> No <input type="checkbox"/> N/A	List sample IDs, volumes, lot #'s of preservative and the date/time added.
Cyanide water sample checks:		
Lead acetate strip turns dark? (Record only)	<input type="checkbox"/> Yes <input checked="" type="checkbox"/> No	
Potassium iodide test strip turns blue/purple? (Preserve)	<input type="checkbox"/> Yes <input checked="" type="checkbox"/> No	
Trip Blank present:	<input type="checkbox"/> Yes <input type="checkbox"/> No <input checked="" type="checkbox"/> N/A	
Headspace in VOA vials (>6mm):	<input type="checkbox"/> Yes <input type="checkbox"/> No <input checked="" type="checkbox"/> N/A	
Samples from USDA Regulated Area: State:	<input type="checkbox"/> Yes <input type="checkbox"/> No <input checked="" type="checkbox"/> N/A	
Additional labels attached to 5035A / TX1005 vials in the field?	<input type="checkbox"/> Yes <input type="checkbox"/> No <input checked="" type="checkbox"/> N/A	

Client Notification/ Resolution: Copy COC to Client? Y / N Field Data Required? Y / N

Person Contacted: _____ Date/Time: _____

Comments/ Resolution: _____

Project Manager Review: HWK

Date: 12-3-2012

Chain of Custody



Samples were sent directly to the Subcontracting Laboratory.

State Of Origin: IA Yes No
 Cert. Needed: Yes No

Workorder: 60288196 Workorder Name: SUTHERLAND GENERATING STATION Owner Received Date: 11/30/2018 Results Requested By: 12/21/2018

Report To: **Subcontract To**

Hank Kapka
 Pace Analytical Kansas
 9608 Loiret Blvd.
 Lenexa, KS 66219
 Phone (913)599-5665

Pace Analytical Pittsburgh
 1638 Roseytown Road
 Suites 2,3, & 4
 Greensburg, PA 15601
 Phone (724)850-5600

NO# : 30273256

30273256

Item	Sample ID	Sample Type	Collect Date/Time	Lab ID	Matrix	Preserved Containers		LAB USE ONLY
						Count	Date/Time	
1	MW-301	PS	11/28/2018 17:46	60288196001	Water	2		001
2	MW-302	PS	11/28/2018 16:25	60288196002	Water	2		002
3	MW-303	PS	11/28/2018 13:15	60288196003	Water	2		003
4	MW-304	PS	11/28/2018 14:27	60288196004	Water	2		004
5	MW-305	PS	11/28/2018 15:09	60288196005	Water	2		005
6	MW-306	PS	11/28/2018 12:30	60288196006	Water	2		006
7	FIELD BLANK	PS	11/28/2018 15:00	60288196007	Water	2		007

Combined Ra Ra 226/228

Transfers		Released By	Date/Time	Received By	Date/Time
1		H. S. P. (CS)	12-3-18 16:00	[Signature]	12/4/18 10:00
2					
3					

Cooler Temperature on Receipt _____ °C Custody Seal Y or N Received on Ice Y or N Samples Intact Y or N

***In order to maintain client confidentiality, location/name of the sampling site, sampler's name and signature may not be provided on this COC document.
 This chain of custody is considered complete as is since this information is available in the owner laboratory.

Comments

Pittsburgh Lab Sample Condition Upon Receipt

Face Analytical

Client Name: Pace KS

Project # 30273256

Courier: Fed Ex UPS USPS Client Commercial Pace Other _____

Tracking #: 4746 8737 9860

Label BZH
LIMS Login BZH

Custody Seal on Cooler/Box Present: yes no Seals intact: yes no

Thermometer Used NA Type of Ice: Wet Blue None

Cooler Temperature Observed Temp _____ °C Correction Factor: _____ °C Final Temp: _____ °C
Temp should be above freezing to 6°C

Comments:	pH paper Lot#			Date and Initials of person examining contents:
	Yes	No	N/A	
Chain of Custody Present:	/			1. <u>10D2981</u>
Chain of Custody Filled Out:	/			2.
Chain of Custody Relinquished:	/			3.
Sampler Name & Signature on COC:	/			4.
Sample Labels match COC:	/			5.
-Includes date/time/ID Matrix: <u>WT</u>				
Samples Arrived within Hold Time:	/			6.
Short Hold Time Analysis (<72hr remaining):	/			7.
Rush Turn Around Time Requested:	/			8.
Sufficient Volume:	/			9.
Correct Containers Used:	/			10.
-Pace Containers Used:	/			
Containers Intact:	/			11.
Orthophosphate field filtered			/	12.
Hex Cr Aqueous Compliance/NPDES sample field filtered			/	13.
Organic Samples checked for dechlorination:			/	14.
Filtered volume received for Dissolved tests			/	15.
All containers have been checked for preservation.	/			16.
All containers needing preservation are found to be in compliance with EPA recommendation.	/			
exceptions: VOA, coliform, TOC, O&G, Phenolics				Initial when completed: <u>QUB</u> Date/time of preservation: _____ Lot # of added preservative: _____
Headspace in VOA Vials (>6mm):			/	17.
Trip Blank Present:			/	18.
Trip Blank Custody Seals Present			/	
Rad Aqueous Samples Screened > 0.5 mrem/hr			/	Initial when completed: <u>JUB</u> Date: <u>12/14/18</u>

Client Notification/ Resolution:

Person Contacted: _____ Date/Time: _____ Contacted By: _____

Comments/ Resolution: _____

A check in this box indicates that additional information has been stored in ereports.

Note: Whenever there is a discrepancy affecting North Carolina compliance samples, a copy of this form will be sent to the North Carolina DEHNR Certification Office (i.e. out of hold, incorrect preservative, out of temp, incorrect containers)

*PM review is documented electronically in LIMS. When the Project Manager closes the SRF Review schedule in LIMS. The review is in the Status section of the Workorder Edit Screen.