



## 2017 Annual Groundwater Monitoring and Corrective Action Report

### **Lansing Generating Station Lansing, Iowa**

Prepared for:

Alliant Energy



Prepared by:

**SCS ENGINEERS**

2830 Dairy Drive

Madison, Wisconsin 53718-6751

(608) 224-2830

January 31, 2018

File No. 25216070.17

**Offices Nationwide**  
[www.scsengineers.com](http://www.scsengineers.com)

**2017 Annual Groundwater Monitoring and Corrective Action Report**

**Lansing Generating Station  
Lansing, Iowa**

Prepared for:

**Alliant Energy**

Prepared by:

**SCS ENGINEERS**  
2830 Dairy Drive  
Madison, Wisconsin 53718-6751  
(608) 224-2830

January 31, 2018  
File No. 25216070.17

---

## Table of Contents

Section	Page
1.0 Introduction.....	1
2.0 §257.90(e) Annual Report Requirements .....	1
2.1 §257.90(e)(1) Site Map .....	1
2.2 §257.90(e)(2) Monitoring System Changes.....	2
2.3 §257.90(e)(3) Summary of Sampling Events.....	2
2.4 §257.90(e)(4) Monitoring Transition Narrative.....	2
2.5 §257.90(e)(5) Other Requirements .....	3
2.5.1 §257.90(e) General Requirements .....	3
2.5.2 §257.94(d) Alternative Detection Monitoring Frequency .....	4
2.5.3 §257.94(e)(2) Alternative Source Demonstration for Detection Monitoring.....	4
2.5.4 §257.95(c) Alternative Assessment Monitoring Frequency .....	4
2.5.5 §257.95(d)(3) Assessment Monitoring Results and Standards .....	4
2.5.6 §257.95(g)(3)(ii) Alternative Source Demonstration for Assessment Monitoring .4	4
2.5.7 §257.96(a) Extension of Time for Corrective Measures Assessment.....	5

### Table

- 1 CCR Rule Groundwater Samples Summary

### Figure

- 1 Site Plan and Monitoring Well Locations

### Appendix A – Analytical Laboratory Reports

- A1 Round 1 Background Sampling, Analytical Laboratory Report  
 A2 Round 2 Background Sampling, Analytical Laboratory Report  
 A3 Round 3 Background Sampling, Analytical Laboratory Report  
 A4 Round 4 Background Sampling, Analytical Laboratory Report  
 A5 Round 5 Background Sampling, Analytical Laboratory Report  
 A6 Round 6 Background Sampling, Analytical Laboratory Report  
 A7 Round 7 Background Sampling, Analytical Laboratory Report  
 A8 Round 8 Background Sampling, Analytical Laboratory Report  
 A9 Fall 2017 Detection Sampling, Analytical Laboratory Report

I:\25216070.00\Reports\2017 Annual Report\2017 Annual CCR GW Report LAN\_180131\_Final.docx

[This page left blank intentionally.]

## 1.0 INTRODUCTION

This 2017 Annual Groundwater Monitoring and Corrective Action Report was prepared to support compliance with the groundwater monitoring requirements of the “Coal Combustion Residuals (CCR) Final Rule” published by the U.S. Environmental Protection Agency (USEPA) in the *Hazardous and Solid Waste Management System; Disposal of Coal Combustion Residuals from Electric Utilities; Final Rule*, dated April 17, 2015 (USEPA, 2015). Specifically, this report was prepared to fulfill the requirements of 40 CFR 257.90(e). The applicable sections of the Rule are provided below in *italics*, followed by applicable information relative to the 2017 Annual Groundwater Monitoring and Corrective Action Report for the CCR Units.

This report covers the period of groundwater monitoring from December 10, 2015 through December 31, 2017. December 10, 2015 is the date of the first background sampling round. All future annual reports will cover the period from January 1 through December 31 of the previous year.

The system is a multi-unit network designed to detect monitored constituents at the waste boundary of the Landfill (existing CCR landfill) and Upper Ash Pond (existing CCR surface impoundment) located at Lansing Generating Station, as required by 40 CFR 257.91(d). The groundwater monitoring system consists of one upgradient and three downgradient monitoring wells.

## 2.0 §257.90(e) ANNUAL REPORT REQUIREMENTS

*Annual groundwater monitoring and corrective action report. For existing CCR landfills and existing CCR surface impoundments, no later than January 31, 2018, and annually thereafter, the owner or operator must prepare an annual groundwater monitoring and corrective action report. For new CCR landfills, new CCR surface impoundments, and all lateral expansions of CCR units, the owner or operator must prepare the initial annual groundwater monitoring and corrective action report no later than January 31 of the year following the calendar year a groundwater monitoring system has been established for such CCR unit as required by this subpart, and annually thereafter. For the preceding calendar year, the annual report must document the status of the groundwater monitoring and corrective action program for the CCR unit, summarize key actions completed, describe any problems encountered, discuss actions to resolve the problems, and project key activities for the upcoming year. For purposes of this section, the owner or operator has prepared the annual report when the report is placed in the facility’s operating record as required by § 257.105(h)(1). At a minimum, the annual groundwater monitoring and corrective action report must contain the following information, to the extent available:*

### 2.1 §257.90(E)(1) SITE MAP

*A map, aerial image, or diagram showing the CCR unit and all background (or upgradient) and downgradient monitoring wells, to include the well identification numbers, that are part of the groundwater monitoring program for the CCR unit;*

A map with an aerial image showing the CCR unit and all background (or upgradient) and downgradient monitoring wells with identification numbers for the groundwater monitoring program is provided as **Figure 1**. Other CCR units are also presented on **Figure 1**.

## 2.2 § 257.90(E)(2) MONITORING SYSTEM CHANGES

*Identification of any monitoring wells that were installed or decommissioned during the preceding year, along with a narrative description of why those actions were taken;*

No new monitoring wells were installed and no wells were decommissioned as part of the groundwater monitoring program for the CCR units in 2017. The downgradient monitoring wells, MW-301, MW-302 and MW-303, were installed between November 2 through 4, 2015. The upgradient monitoring well, MW-6, was installed prior to October 2015.

## 2.3 § 257.90(E)(3) SUMMARY OF SAMPLING EVENTS

*In addition to all the monitoring data obtained under §§ 257.90 through 257.98, a summary including the number of groundwater samples that were collected for analysis for each background and downgradient well, the dates the samples were collected, and whether the sample was required by the detection monitoring or assessment monitoring programs;*

Eight groundwater samples were collected from each CCR monitoring well for the establishment of background. Background sampling began in December 2015 and concluded in August 2017. Background samples were analyzed for both Appendix III and Appendix IV constituents. A summary including the number of groundwater samples that were collected for analysis for each background and downgradient well, the dates the samples were collected, and whether the sample was required by the detection monitoring or assessment monitoring programs is included in **Table 1**. The results of the analytical laboratory analyses are provided in the laboratory reports in **Appendices A1** through **A8**.

Detection monitoring was initiated at the site on October 17, 2017. The date of sample collection, field measurements, and the analytical results of the analytical laboratory analyses are provided in **Appendix A9**.

Assessment monitoring has not been initiated for the CCR Units at the Lansing Generating Station.

## 2.4 § 257.90(E)(4) MONITORING TRANSITION NARRATIVE

*A narrative discussion of any transition between monitoring programs (e.g., the date and circumstances for transitioning from detection monitoring to assessment monitoring in addition to identifying the constituent(s) detected at a statistically significant increase over background levels);*

Following completion of eight background groundwater monitoring events, detection monitoring was initiated in October 2017. There were no transitions between monitoring programs or statistically significant increase (SSI) determinations completed in 2017.

## 2.5 § 257.90(E)(5) OTHER REQUIREMENTS

*Other information required to be included in the annual report as specified in §§ 257.90 through 257.98.*

Additional potentially applicable requirements for the annual report, and the location of the requirement within the Rule, are provided in the following sections. For each cited section of the Rule, the portion referencing the annual report requirement is provided below in *italics*, followed by applicable information relative to the 2017 Annual Groundwater Monitoring and Corrective Action Report for the CCR Units.

### 2.5.1 § 257.90(e) General Requirements

*For the preceding calendar year, the annual report must document the status of the groundwater monitoring and corrective action program for the CCR unit, summarize key actions completed, describe any problems encountered, discuss actions to resolve the problems, and project key activities for the upcoming year.*

**Status of Groundwater Monitoring and Corrective Action Program.** The groundwater monitoring and corrective action program is currently in detection monitoring.

**Summary of Key Actions Completed.** Collection of background groundwater quality data was completed, and the initial detection monitoring sampling and analysis event was completed.

**Description of Any Problems Encountered.** No problems were encountered.

**Discussion of Actions to Resolve the Problems.** Not applicable.

#### **Projection of Key Activities for the Upcoming Year (2018):**

- Statistical evaluation and determination of any SSIs for October 2017 monitoring event (by 1/15/18)
- If an SSI is determined, then within 90 days either
  - Complete alternative source demonstration (if applicable), or
  - Establish an assessment monitoring program
- Two semi-annual groundwater sampling and analysis events (April and October 2018)

**2.5.2 §257.94(d) Alternative Detection Monitoring Frequency**

*The owner or operator must include the demonstration providing the basis for the alternative monitoring frequency and the certification by a qualified professional engineer in the annual groundwater monitoring and corrective action report required by § 257.90(e).*

Not Applicable. No alternative detection monitoring frequency has been proposed.

**2.5.3 §257.94(e)(2) Alternative Source Demonstration for Detection Monitoring**

*The owner or operator must also include the demonstration in the annual groundwater monitoring and corrective action report required by § 257.90(e), in addition to the certification by a qualified professional engineer.*

Not Applicable. No alternative source demonstration was completed in 2017.

**2.5.4 §257.95(c) Alternative Assessment Monitoring Frequency**

*The owner or operator must include the demonstration providing the basis for the alternative monitoring frequency and the certification by a qualified professional engineer in the annual groundwater monitoring and corrective action report required by § 257.90(e).*

Not Applicable. Assessment monitoring has not been initiated and no alternative assessment monitoring frequency has been proposed.

**2.5.5 §257.95(d)(3) Assessment Monitoring Results and Standards**

*Include the recorded concentrations required by paragraph (d)(1) of this section, identify the background concentrations established under § 257.94(b), and identify the groundwater protection standards established under paragraph (d)(2) of this section in the annual groundwater monitoring and corrective action report required by § 257.90(e).*

Not Applicable. Assessment monitoring was not performed in 2017.

**2.5.6 §257.95(g)(3)(ii) Alternative Source Demonstration for Assessment Monitoring**

*The owner or operator must also include the demonstration in the annual groundwater monitoring and corrective action report required by § 257.90(e), in addition to the certification by a qualified professional engineer.*

Not Applicable. Assessment monitoring has not been initiated and no alternative source demonstration for assessment monitoring was completed in 2017.



### **2.5.7 §257.96(a) Extension of Time for Corrective Measures Assessment**

*The assessment of corrective measures must be completed within 90 days, unless the owner or operator demonstrates the need for additional time to complete the assessment of corrective measure due to site-specific conditions or circumstances. The owner or operator must obtain a certification from a qualified professional engineer attesting that the demonstration is accurate. The 90-day deadline to complete the assessment of corrective measures may be extended for longer than 60 days. The owner or operator must also include the demonstration in the annual groundwater monitoring and corrective action report required by § 257.90(e), in addition to the certification by a qualified professional engineer.*

Not Applicable. Corrective measures assessment has not been initiated.

[This page left blank intentionally.]

**TABLE 1**

CCR Rule Groundwater Samples Summary

**Table 1. CCR Rule Groundwater Samples Summary  
Lansing Generating Station /SCS Engineers Project #25216070**

Sample Dates	Downgradient Wells			Background Well
	MW-301	MW-302	MW-303	MW-6
12/10/2015	B	B	B	B
4/29/2016	B	B	B	B
7/20/2016	B	B	B	B
10/26-27/2016	B	B	B	B
1/17-18/2017	B	B	B	B
4/19/2017	B	B	B	B
6/19-20/2017	B	B	B	B
8/15/2017	B	B	B	B
10/16/2017	D	D	D	D
Total Samples	9	9	9	9

Abbreviations:

B = Background Sample

D = Required by Detection Monitoring Program

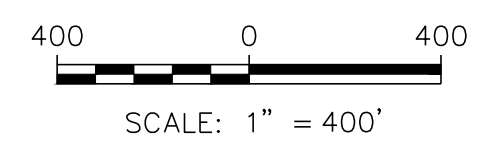
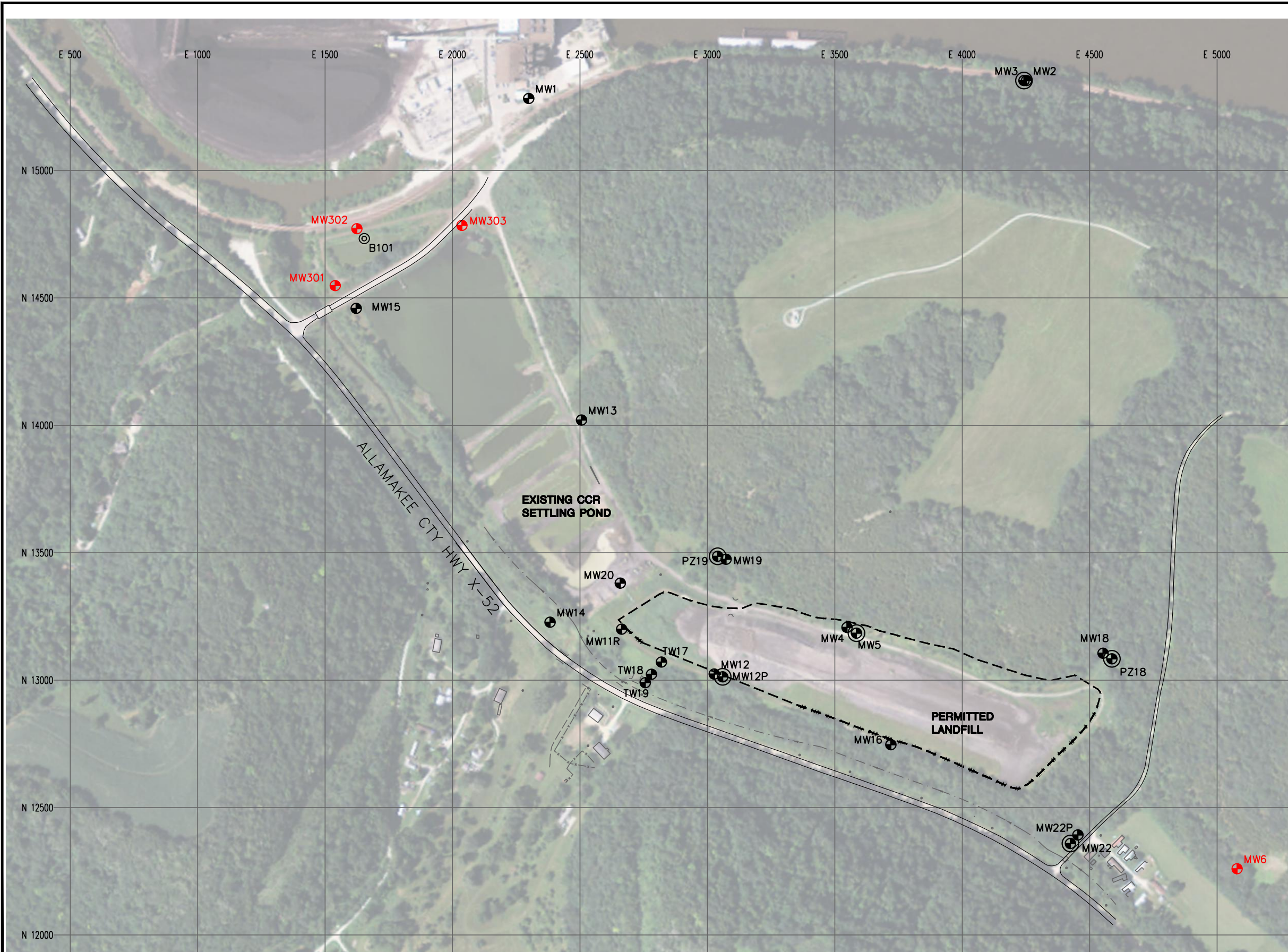
Created by: NDK Date: 1/8/2018  
 Last revision by: NDK Date: 1/9/2018  
 Checked by: JD Date: 1/9/2018

I:\25216070.00\Reports\2017 Annual Report\[GW\_Samples\_Summary\_Table\_LAN-1.xlsx]GW Summary

**FIGURE 1**

Site Plan and Monitoring Well Locations





LEGEND

---	APPROVED LIMITS OF WASTE
⊕ MW17	EXISTING MONITORING WELL
⊕ MW12P	EXISTING PIEZOMETER
⊙ B101	SOIL & BEDROCK BORING
⊕ MW6	CCR MONITORING WELL

NOTES:

1. MONITORING WELL LOCATIONS ARE APPROXIMATE.

PROJECT NO.	25216070.00
DRAWN:	10/24/16
REVISED:	01/18/18

DRAWN BY:	BJM
CHECKED BY:	NK
APPROVED BY:	

**ENGINEER**

**SCS ENGINEERS**  
 2830 DAIRY DRIVE MADISON, WI 53718-6751  
 PHONE: (608) 224-2830

**CLIENT**

**ALLIANT ENERGY**  
 INTERSTATE POWER AND LIGHT  
 2320 POWER PLANT DRIVE  
 LANSING, IA 52151-9733

**SITE**

INTERSTATE POWER AND LIGHT  
 LANSING POWER STATION  
 COAL COMBUSTION RESIDUE LANDFILL  
 LANSING, IOWA

MONITORING WELL LOCATION MAP

FIGURE  
1

I:\25216070.00\Drawings\2017 Annual Rpt.dwg, 1/18/2018 10:52:49 AM

## **APPENDIX A**

- A1 Round 1 Background Sampling, Analytical Laboratory Report
- A2 Round 2 Background Sampling, Analytical Laboratory Report
- A3 Round 3 Background Sampling, Analytical Laboratory Report
- A4 Round 4 Background Sampling, Analytical Laboratory Report
- A5 Round 5 Background Sampling, Analytical Laboratory Report
- A6 Round 6 Background Sampling, Analytical Laboratory Report
- A7 Round 7 Background Sampling, Analytical Laboratory Report
- A8 Round 8 Background Sampling, Analytical Laboratory Report
- A9 Fall 2017 Detection Sampling, Analytical Laboratory Report

## A1 Round 1 Background Sampling, Analytical Laboratory Report



December 29, 2015

Meghan Blodgett  
SCS Engineers  
2830 Dairy Drive  
Madison, WI 53718


RE: Project: Alliant-Lansing/2521535  
Pace Project No.: 60209439

Dear Meghan Blodgett:

Enclosed are the analytical results for sample(s) received by the laboratory on December 14, 2015. The results relate only to the samples included in this report. Results reported herein conform to the most current TNI standards and the laboratory's Quality Assurance Manual, where applicable, unless otherwise noted in the body of the report.

If you have any questions concerning this report, please feel free to contact me.

Sincerely,



Trudy Gipson  
trudy.gipson@pacelabs.com  
Project Manager

Enclosures

cc: Tom Karwaski, SCS Engineers



## REPORT OF LABORATORY ANALYSIS

This report shall not be reproduced, except in full,  
without the written consent of Pace Analytical Services, Inc..

## CERTIFICATIONS

Project: Alliant-Lansing/2521535

Pace Project No.: 60209439

---

### **Kansas Certification IDs**

9608 Loiret Boulevard, Lenexa, KS 66219

WY STR Certification #: 2456.01

Arkansas Certification #: 15-016-0

Illinois Certification #: 003097

Iowa Certification #: 118

Kansas/NELAP Certification #: E-10116

Louisiana Certification #: 03055

Nevada Certification #: KS000212008A

Oklahoma Certification #: 9205/9935

Texas Certification #: T104704407

Utah Certification #: KS00021

Kansas Field Laboratory Accreditation: # E-92587

---

## REPORT OF LABORATORY ANALYSIS

This report shall not be reproduced, except in full,  
without the written consent of Pace Analytical Services, Inc..

## SAMPLE SUMMARY

Project: Alliant-Lansing/2521535

Pace Project No.: 60209439

Lab ID	Sample ID	Matrix	Date Collected	Date Received
60209439001	MW 301	Water	12/10/15 11:15	12/14/15 08:50
60209439002	MW 302	Water	12/10/15 12:40	12/14/15 08:50
60209439003	MW 303	Water	12/10/15 14:00	12/14/15 08:50
60209439004	MW 20	Water	12/10/15 15:15	12/14/15 08:50
60209439005	MW 20 DUP	Water	12/10/15 15:15	12/14/15 08:50
60209439006	MW 6	Water	12/10/15 16:25	12/14/15 08:50
60209439007	FIELD BLANK	Water	12/10/15 15:30	12/14/15 08:50

## REPORT OF LABORATORY ANALYSIS

This report shall not be reproduced, except in full,  
without the written consent of Pace Analytical Services, Inc..

### SAMPLE ANALYTE COUNT

Project: Alliant-Lansing/2521535

Pace Project No.: 60209439

Lab ID	Sample ID	Method	Analysts	Analytes Reported	Laboratory
60209439001	MW 301	EPA 6010	SMW	11	PASI-K
		EPA 6020	SMW	3	PASI-K
		EPA 7470	NDJ	1	PASI-K
		SM 2540C	LDB	1	PASI-K
		EPA 9040	CRS	1	PASI-K
		EPA 9056	RAB	3	PASI-K
60209439002	MW 302	EPA 6010	SMW	11	PASI-K
		EPA 6020	SMW	3	PASI-K
		EPA 7470	NDJ	1	PASI-K
		SM 2540C	LDB	1	PASI-K
		EPA 9040	CRS	1	PASI-K
		EPA 9056	RAB	3	PASI-K
60209439003	MW 303	EPA 6010	SMW	11	PASI-K
		EPA 6020	SMW	3	PASI-K
		EPA 7470	NDJ	1	PASI-K
		SM 2540C	LDB	1	PASI-K
		EPA 9040	CRS	1	PASI-K
		EPA 9056	RAB	3	PASI-K
60209439004	MW 20	EPA 6010	SMW	11	PASI-K
		EPA 6020	SMW	3	PASI-K
		EPA 7470	NDJ	1	PASI-K
		SM 2540C	LDB	1	PASI-K
		EPA 9040	CRS	1	PASI-K
		EPA 9056	RAB	3	PASI-K
60209439005	MW 20 DUP	EPA 6010	SMW	11	PASI-K
		EPA 6020	SMW	3	PASI-K
		EPA 7470	NDJ	1	PASI-K
		SM 2540C	LDB	1	PASI-K
		EPA 9040	CRS	1	PASI-K
		EPA 9056	RAB	3	PASI-K
60209439006	MW 6	EPA 6010	SMW	11	PASI-K
		EPA 6020	SMW	3	PASI-K
		EPA 7470	NDJ	1	PASI-K
		SM 2540C	LDB	1	PASI-K
		EPA 9040	CRS	1	PASI-K
		EPA 9056	RAB	3	PASI-K
60209439007	FIELD BLANK	EPA 6010	SMW	11	PASI-K

### REPORT OF LABORATORY ANALYSIS

This report shall not be reproduced, except in full,  
without the written consent of Pace Analytical Services, Inc..

### SAMPLE ANALYTE COUNT

Project: Alliant-Lansing/2521535

Pace Project No.: 60209439

Lab ID	Sample ID	Method	Analysts	Analytes Reported	Laboratory
		EPA 6020	SMW	3	PASI-K
		EPA 7470	NDJ	1	PASI-K
		SM 2540C	LDB	1	PASI-K
		EPA 9040	CRS	1	PASI-K
		EPA 9056	RAB	3	PASI-K

### REPORT OF LABORATORY ANALYSIS

This report shall not be reproduced, except in full,  
without the written consent of Pace Analytical Services, Inc..

## ANALYTICAL RESULTS

Project: Alliant-Lansing/2521535

Pace Project No.: 60209439

**Sample: MW 301**      **Lab ID: 60209439001**      Collected: 12/10/15 11:15      Received: 12/14/15 08:50      Matrix: Water

Parameters	Results	Units	Report			Prepared	Analyzed	CAS No.	Qual
			Limit	MDL	DF				
<b>6010 MET ICP</b>		Analytical Method: EPA 6010      Preparation Method: EPA 3010							
Arsenic	ND	ug/L	10.0	4.5	1	12/16/15 15:30	12/17/15 19:18	7440-38-2	
Barium	<b>146</b>	ug/L	10.0	0.52	1	12/16/15 15:30	12/17/15 19:18	7440-39-3	
Beryllium	ND	ug/L	1.0	0.17	1	12/16/15 15:30	12/17/15 19:18	7440-41-7	
Boron	<b>739</b>	ug/L	100	3.1	1	12/16/15 15:30	12/17/15 19:18	7440-42-8	
Cadmium	ND	ug/L	5.0	0.56	1	12/16/15 15:30	12/17/15 19:18	7440-43-9	
Calcium	<b>41000</b>	ug/L	100	5.2	1	12/16/15 15:30	12/17/15 19:18	7440-70-2	
Chromium	ND	ug/L	5.0	0.96	1	12/16/15 15:30	12/17/15 19:18	7440-47-3	
Lead	ND	ug/L	5.0	1.9	1	12/16/15 15:30	12/17/15 19:18	7439-92-1	
Lithium	<b>5.0J</b>	ug/L	10.0	2.5	1	12/16/15 15:30	12/17/15 19:18	7439-93-2	
Molybdenum	<b>2.5J</b>	ug/L	20.0	1.5	1	12/16/15 15:30	12/17/15 19:18	7439-98-7	
Selenium	ND	ug/L	15.0	5.8	1	12/16/15 15:30	12/17/15 19:18	7782-49-2	
<b>6020 MET ICPMS</b>		Analytical Method: EPA 6020      Preparation Method: EPA 3010							
Antimony	<b>0.078J</b>	ug/L	1.0	0.055	1	12/19/15 13:00	12/24/15 17:59	7440-36-0	
Cobalt	<b>0.13J</b>	ug/L	1.0	0.10	1	12/19/15 13:00	12/24/15 17:59	7440-48-4	
Thallium	<b>0.064J</b>	ug/L	1.0	0.052	1	12/19/15 13:00	12/24/15 17:59	7440-28-0	B
<b>7470 Mercury</b>		Analytical Method: EPA 7470      Preparation Method: EPA 7470							
Mercury	ND	ug/L	0.20	0.012	1	12/16/15 09:00	12/16/15 13:15	7439-97-6	
<b>2540C Total Dissolved Solids</b>		Analytical Method: SM 2540C							
Total Dissolved Solids	<b>280</b>	mg/L	5.0	5.0	1		12/15/15 15:15		
<b>9040 pH</b>		Analytical Method: EPA 9040							
pH	<b>7.8</b>	Std. Units	0.10	0.10	1		12/23/15 13:00		H6
<b>9056 IC Anions</b>		Analytical Method: EPA 9056							
Chloride	<b>25.5</b>	mg/L	5.0	2.5	5		12/18/15 23:16	16887-00-6	
Fluoride	<b>0.30</b>	mg/L	0.20	0.066	1		12/18/15 22:59	16984-48-8	
Sulfate	<b>62.2</b>	mg/L	5.0	1.2	5		12/18/15 23:16	14808-79-8	

## REPORT OF LABORATORY ANALYSIS

This report shall not be reproduced, except in full,  
without the written consent of Pace Analytical Services, Inc..

## ANALYTICAL RESULTS

Project: Alliant-Lansing/2521535

Pace Project No.: 60209439

**Sample: MW 302**      **Lab ID: 60209439002**      Collected: 12/10/15 12:40      Received: 12/14/15 08:50      Matrix: Water

Parameters	Results	Units	Report			Prepared	Analyzed	CAS No.	Qual
			Limit	MDL	DF				
<b>6010 MET ICP</b>		Analytical Method: EPA 6010    Preparation Method: EPA 3010							
Arsenic	<b>33.9</b>	ug/L	10.0	4.5	1	12/16/15 15:30	12/17/15 19:21	7440-38-2	
Barium	<b>483</b>	ug/L	10.0	0.52	1	12/16/15 15:30	12/17/15 19:21	7440-39-3	
Beryllium	ND	ug/L	1.0	0.17	1	12/16/15 15:30	12/17/15 19:21	7440-41-7	
Boron	<b>564</b>	ug/L	100	3.1	1	12/16/15 15:30	12/17/15 19:21	7440-42-8	
Cadmium	ND	ug/L	5.0	0.56	1	12/16/15 15:30	12/17/15 19:21	7440-43-9	
Calcium	<b>95100</b>	ug/L	100	5.2	1	12/16/15 15:30	12/17/15 19:21	7440-70-2	
Chromium	ND	ug/L	5.0	0.96	1	12/16/15 15:30	12/17/15 19:21	7440-47-3	
Lead	ND	ug/L	5.0	1.9	1	12/16/15 15:30	12/17/15 19:21	7439-92-1	
Lithium	ND	ug/L	10.0	2.5	1	12/16/15 15:30	12/17/15 19:21	7439-93-2	
Molybdenum	ND	ug/L	20.0	1.5	1	12/16/15 15:30	12/17/15 19:21	7439-98-7	
Selenium	ND	ug/L	15.0	5.8	1	12/16/15 15:30	12/17/15 19:21	7782-49-2	
<b>6020 MET ICPMS</b>		Analytical Method: EPA 6020    Preparation Method: EPA 3010							
Antimony	<b>0.091J</b>	ug/L	1.0	0.055	1	12/19/15 13:00	12/24/15 18:03	7440-36-0	
Cobalt	<b>1.6</b>	ug/L	1.0	0.10	1	12/19/15 13:00	12/24/15 18:03	7440-48-4	
Thallium	<b>0.25J</b>	ug/L	1.0	0.052	1	12/19/15 13:00	12/24/15 18:03	7440-28-0	B
<b>7470 Mercury</b>		Analytical Method: EPA 7470    Preparation Method: EPA 7470							
Mercury	ND	ug/L	0.20	0.012	1	12/16/15 09:00	12/16/15 13:17	7439-97-6	
<b>2540C Total Dissolved Solids</b>		Analytical Method: SM 2540C							
Total Dissolved Solids	<b>503</b>	mg/L	5.0	5.0	1		12/15/15 15:15		
<b>9040 pH</b>		Analytical Method: EPA 9040							
pH	<b>7.3</b>	Std. Units	0.10	0.10	1		12/23/15 13:00		H6
<b>9056 IC Anions</b>		Analytical Method: EPA 9056							
Chloride	<b>17.0</b>	mg/L	1.0	0.50	1		12/17/15 23:28	16887-00-6	
Fluoride	<b>0.26</b>	mg/L	0.20	0.066	1		12/17/15 23:28	16984-48-8	
Sulfate	<b>9.8</b>	mg/L	1.0	0.24	1		12/17/15 23:28	14808-79-8	

### REPORT OF LABORATORY ANALYSIS

This report shall not be reproduced, except in full,  
without the written consent of Pace Analytical Services, Inc..

## ANALYTICAL RESULTS

Project: Alliant-Lansing/2521535

Pace Project No.: 60209439

**Sample: MW 303**      **Lab ID: 60209439003**      Collected: 12/10/15 14:00      Received: 12/14/15 08:50      Matrix: Water

Parameters	Results	Units	Report			Prepared	Analyzed	CAS No.	Qual
			Limit	MDL	DF				
<b>6010 MET ICP</b> Analytical Method: EPA 6010      Preparation Method: EPA 3010									
Arsenic	ND	ug/L	10.0	4.5	1	12/16/15 15:30	12/17/15 19:23	7440-38-2	
Barium	<b>102</b>	ug/L	10.0	0.52	1	12/16/15 15:30	12/17/15 19:23	7440-39-3	
Beryllium	ND	ug/L	1.0	0.17	1	12/16/15 15:30	12/17/15 19:23	7440-41-7	
Boron	<b>178</b>	ug/L	100	3.1	1	12/16/15 15:30	12/17/15 19:23	7440-42-8	
Cadmium	ND	ug/L	5.0	0.56	1	12/16/15 15:30	12/17/15 19:23	7440-43-9	
Calcium	<b>38200</b>	ug/L	100	5.2	1	12/16/15 15:30	12/17/15 19:23	7440-70-2	
Chromium	ND	ug/L	5.0	0.96	1	12/16/15 15:30	12/17/15 19:23	7440-47-3	
Lead	ND	ug/L	5.0	1.9	1	12/16/15 15:30	12/17/15 19:23	7439-92-1	
Lithium	<b>5.1J</b>	ug/L	10.0	2.5	1	12/16/15 15:30	12/17/15 19:23	7439-93-2	
Molybdenum	ND	ug/L	20.0	1.5	1	12/16/15 15:30	12/17/15 19:23	7439-98-7	
Selenium	ND	ug/L	15.0	5.8	1	12/16/15 15:30	12/17/15 19:23	7782-49-2	
<b>6020 MET ICPMS</b> Analytical Method: EPA 6020      Preparation Method: EPA 3010									
Antimony	<b>0.22J</b>	ug/L	1.0	0.055	1	12/19/15 13:00	12/24/15 18:07	7440-36-0	
Cobalt	<b>0.14J</b>	ug/L	1.0	0.10	1	12/19/15 13:00	12/24/15 18:07	7440-48-4	
Thallium	<b>0.14J</b>	ug/L	1.0	0.052	1	12/19/15 13:00	12/24/15 18:07	7440-28-0	B
<b>7470 Mercury</b> Analytical Method: EPA 7470      Preparation Method: EPA 7470									
Mercury	ND	ug/L	0.20	0.012	1	12/16/15 09:00	12/16/15 13:19	7439-97-6	
<b>2540C Total Dissolved Solids</b> Analytical Method: SM 2540C									
Total Dissolved Solids	<b>240</b>	mg/L	5.0	5.0	1		12/15/15 15:15		
<b>9040 pH</b> Analytical Method: EPA 9040									
pH	<b>8.0</b>	Std. Units	0.10	0.10	1		12/23/15 13:00		H6
<b>9056 IC Anions</b> Analytical Method: EPA 9056									
Chloride	<b>18.7</b>	mg/L	1.0	0.50	1		12/18/15 23:51	16887-00-6	
Fluoride	<b>0.43</b>	mg/L	0.20	0.066	1		12/18/15 23:51	16984-48-8	
Sulfate	<b>30.8</b>	mg/L	5.0	1.2	5		12/19/15 00:09	14808-79-8	

### REPORT OF LABORATORY ANALYSIS

This report shall not be reproduced, except in full,  
without the written consent of Pace Analytical Services, Inc..



## ANALYTICAL RESULTS

Project: Alliant-Lansing/2521535

Pace Project No.: 60209439

**Sample: MW 20**      **Lab ID: 60209439004**      Collected: 12/10/15 15:15      Received: 12/14/15 08:50      Matrix: Water

Parameters	Results	Units	Report			Prepared	Analyzed	CAS No.	Qual
			Limit	MDL	DF				
<b>6010 MET ICP</b>		Analytical Method: EPA 6010    Preparation Method: EPA 3010							
Arsenic	ND	ug/L	10.0	4.5	1	12/16/15 15:30	12/17/15 19:25	7440-38-2	
Barium	<b>113</b>	ug/L	10.0	0.52	1	12/16/15 15:30	12/17/15 19:25	7440-39-3	
Beryllium	ND	ug/L	1.0	0.17	1	12/16/15 15:30	12/17/15 19:25	7440-41-7	
Boron	<b>3550</b>	ug/L	100	3.1	1	12/16/15 15:30	12/17/15 19:25	7440-42-8	
Cadmium	ND	ug/L	5.0	0.56	1	12/16/15 15:30	12/17/15 19:25	7440-43-9	
Calcium	<b>174000</b>	ug/L	100	5.2	1	12/16/15 15:30	12/17/15 19:25	7440-70-2	
Chromium	ND	ug/L	5.0	0.96	1	12/16/15 15:30	12/17/15 19:25	7440-47-3	
Lead	ND	ug/L	5.0	1.9	1	12/16/15 15:30	12/17/15 19:25	7439-92-1	
Lithium	<b>5.0J</b>	ug/L	10.0	2.5	1	12/16/15 15:30	12/17/15 19:25	7439-93-2	
Molybdenum	<b>52.2</b>	ug/L	20.0	1.5	1	12/16/15 15:30	12/17/15 19:25	7439-98-7	
Selenium	<b>30.6</b>	ug/L	15.0	5.8	1	12/16/15 15:30	12/17/15 19:25	7782-49-2	
<b>6020 MET ICPMS</b>		Analytical Method: EPA 6020    Preparation Method: EPA 3010							
Antimony	<b>0.20J</b>	ug/L	1.0	0.055	1	12/19/15 13:00	12/24/15 18:12	7440-36-0	
Cobalt	<b>1.3</b>	ug/L	1.0	0.10	1	12/19/15 13:00	12/24/15 18:12	7440-48-4	
Thallium	ND	ug/L	1.0	0.052	1	12/19/15 13:00	12/24/15 18:12	7440-28-0	
<b>7470 Mercury</b>		Analytical Method: EPA 7470    Preparation Method: EPA 7470							
Mercury	ND	ug/L	0.20	0.012	1	12/16/15 09:00	12/16/15 13:21	7439-97-6	
<b>2540C Total Dissolved Solids</b>		Analytical Method: SM 2540C							
Total Dissolved Solids	<b>1130</b>	mg/L	5.0	5.0	1		12/15/15 15:16		
<b>9040 pH</b>		Analytical Method: EPA 9040							
pH	<b>7.7</b>	Std. Units	0.10	0.10	1		12/23/15 13:00		H6
<b>9056 IC Anions</b>		Analytical Method: EPA 9056							
Chloride	<b>5.2</b>	mg/L	1.0	0.50	1		12/19/15 00:26	16887-00-6	
Fluoride	<b>0.47</b>	mg/L	0.20	0.066	1		12/19/15 00:26	16984-48-8	
Sulfate	<b>578</b>	mg/L	100	23.7	100		12/19/15 00:43	14808-79-8	

## REPORT OF LABORATORY ANALYSIS

This report shall not be reproduced, except in full,  
without the written consent of Pace Analytical Services, Inc..

### ANALYTICAL RESULTS

Project: Alliant-Lansing/2521535

Pace Project No.: 60209439

Sample: MW 20 DUP		Lab ID: 60209439005		Collected: 12/10/15 15:15	Received: 12/14/15 08:50	Matrix: Water				
Parameters	Results	Units	Report Limit	MDL	DF	Prepared	Analyzed	CAS No.	Qual	
<b>6010 MET ICP</b>		Analytical Method: EPA 6010 Preparation Method: EPA 3010								
Arsenic	ND	ug/L	10.0	4.5	1	12/16/15 15:30	12/17/15 19:27	7440-38-2		
Barium	103	ug/L	10.0	0.52	1	12/16/15 15:30	12/17/15 19:27	7440-39-3		
Beryllium	ND	ug/L	1.0	0.17	1	12/16/15 15:30	12/17/15 19:27	7440-41-7		
Boron	3440	ug/L	100	3.1	1	12/16/15 15:30	12/17/15 19:27	7440-42-8		
Cadmium	ND	ug/L	5.0	0.56	1	12/16/15 15:30	12/17/15 19:27	7440-43-9		
Calcium	167000	ug/L	100	5.2	1	12/16/15 15:30	12/17/15 19:27	7440-70-2		
Chromium	ND	ug/L	5.0	0.96	1	12/16/15 15:30	12/17/15 19:27	7440-47-3		
Lead	ND	ug/L	5.0	1.9	1	12/16/15 15:30	12/17/15 19:27	7439-92-1		
Lithium	6.5J	ug/L	10.0	2.5	1	12/16/15 15:30	12/17/15 19:27	7439-93-2		
Molybdenum	50.0	ug/L	20.0	1.5	1	12/16/15 15:30	12/17/15 19:27	7439-98-7		
Selenium	32.5	ug/L	15.0	5.8	1	12/16/15 15:30	12/17/15 19:27	7782-49-2		
<b>6020 MET ICPMS</b>		Analytical Method: EPA 6020 Preparation Method: EPA 3010								
Antimony	0.15J	ug/L	1.0	0.055	1	12/19/15 13:00	12/24/15 18:34	7440-36-0		
Cobalt	1.3	ug/L	1.0	0.10	1	12/19/15 13:00	12/24/15 18:34	7440-48-4		
Thallium	0.14J	ug/L	1.0	0.052	1	12/19/15 13:00	12/24/15 18:34	7440-28-0	B	
<b>7470 Mercury</b>		Analytical Method: EPA 7470 Preparation Method: EPA 7470								
Mercury	ND	ug/L	0.20	0.012	1	12/16/15 09:00	12/16/15 13:24	7439-97-6		
<b>2540C Total Dissolved Solids</b>		Analytical Method: SM 2540C								
Total Dissolved Solids	1260	mg/L	5.0	5.0	1		12/15/15 15:16			
<b>9040 pH</b>		Analytical Method: EPA 9040								
pH	7.6	Std. Units	0.10	0.10	1		12/23/15 13:00		H6	
<b>9056 IC Anions</b>		Analytical Method: EPA 9056								
Chloride	5.4	mg/L	1.0	0.50	1		12/19/15 01:01	16887-00-6		
Fluoride	0.48	mg/L	0.20	0.066	1		12/19/15 01:01	16984-48-8		
Sulfate	600	mg/L	100	23.7	100		12/19/15 01:18	14808-79-8		

### REPORT OF LABORATORY ANALYSIS

This report shall not be reproduced, except in full,  
without the written consent of Pace Analytical Services, Inc..

## ANALYTICAL RESULTS

Project: Alliant-Lansing/2521535

Pace Project No.: 60209439

Sample: MW 6		Lab ID: 60209439006		Collected: 12/10/15 16:25	Received: 12/14/15 08:50	Matrix: Water				
Parameters	Results	Units	Report Limit	MDL	DF	Prepared	Analyzed	CAS No.	Qual	
<b>6010 MET ICP</b>		Analytical Method: EPA 6010 Preparation Method: EPA 3010								
Arsenic	ND	ug/L	10.0	4.5	1	12/16/15 15:30	12/17/15 19:29	7440-38-2		
Barium	45.5	ug/L	10.0	0.52	1	12/16/15 15:30	12/17/15 19:29	7440-39-3		
Beryllium	ND	ug/L	1.0	0.17	1	12/16/15 15:30	12/17/15 19:29	7440-41-7		
Boron	25.7J	ug/L	100	3.1	1	12/16/15 15:30	12/17/15 19:29	7440-42-8		
Cadmium	ND	ug/L	5.0	0.56	1	12/16/15 15:30	12/17/15 19:29	7440-43-9		
Calcium	64000	ug/L	100	5.2	1	12/16/15 15:30	12/17/15 19:29	7440-70-2		
Chromium	ND	ug/L	5.0	0.96	1	12/16/15 15:30	12/17/15 19:29	7440-47-3		
Lead	ND	ug/L	5.0	1.9	1	12/16/15 15:30	12/17/15 19:29	7439-92-1		
Lithium	ND	ug/L	10.0	2.5	1	12/16/15 15:30	12/17/15 19:29	7439-93-2		
Molybdenum	ND	ug/L	20.0	1.5	1	12/16/15 15:30	12/17/15 19:29	7439-98-7		
Selenium	ND	ug/L	15.0	5.8	1	12/16/15 15:30	12/17/15 19:29	7782-49-2		
<b>6020 MET ICPMS</b>		Analytical Method: EPA 6020 Preparation Method: EPA 3010								
Antimony	0.18J	ug/L	1.0	0.055	1	12/19/15 13:00	12/24/15 18:38	7440-36-0		
Cobalt	ND	ug/L	1.0	0.10	1	12/19/15 13:00	12/24/15 18:38	7440-48-4		
Thallium	0.18J	ug/L	1.0	0.052	1	12/19/15 13:00	12/24/15 18:38	7440-28-0	B	
<b>7470 Mercury</b>		Analytical Method: EPA 7470 Preparation Method: EPA 7470								
Mercury	ND	ug/L	0.20	0.012	1	12/16/15 09:00	12/16/15 13:26	7439-97-6		
<b>2540C Total Dissolved Solids</b>		Analytical Method: SM 2540C								
Total Dissolved Solids	382	mg/L	5.0	5.0	1		12/15/15 15:17			
<b>9040 pH</b>		Analytical Method: EPA 9040								
pH	8.0	Std. Units	0.10	0.10	1		12/23/15 13:00		H6	
<b>9056 IC Anions</b>		Analytical Method: EPA 9056								
Chloride	7.5	mg/L	1.0	0.50	1		12/19/15 02:28	16887-00-6		
Fluoride	0.094J	mg/L	0.20	0.066	1		12/19/15 02:28	16984-48-8		
Sulfate	23.0	mg/L	5.0	1.2	5		12/19/15 01:36	14808-79-8		

## REPORT OF LABORATORY ANALYSIS

This report shall not be reproduced, except in full,  
without the written consent of Pace Analytical Services, Inc..

### ANALYTICAL RESULTS

Project: Alliant-Lansing/2521535

Pace Project No.: 60209439

Sample: FIELD BLANK      Lab ID: 60209439007      Collected: 12/10/15 15:30      Received: 12/14/15 08:50      Matrix: Water									
Parameters	Results	Units	Report Limit	MDL	DF	Prepared	Analyzed	CAS No.	Qual
<b>6010 MET ICP</b> Analytical Method: EPA 6010      Preparation Method: EPA 3010									
Arsenic	ND	ug/L	10.0	4.5	1	12/16/15 15:30	12/17/15 19:32	7440-38-2	
Barium	ND	ug/L	10.0	0.52	1	12/16/15 15:30	12/17/15 19:32	7440-39-3	
Beryllium	ND	ug/L	1.0	0.17	1	12/16/15 15:30	12/17/15 19:32	7440-41-7	
Boron	ND	ug/L	100	3.1	1	12/16/15 15:30	12/17/15 19:32	7440-42-8	
Cadmium	ND	ug/L	5.0	0.56	1	12/16/15 15:30	12/17/15 19:32	7440-43-9	
Calcium	<b>25.0J</b>	ug/L	100	5.2	1	12/16/15 15:30	12/17/15 19:32	7440-70-2	B
Chromium	ND	ug/L	5.0	0.96	1	12/16/15 15:30	12/17/15 19:32	7440-47-3	
Lead	ND	ug/L	5.0	1.9	1	12/16/15 15:30	12/17/15 19:32	7439-92-1	
Lithium	ND	ug/L	10.0	2.5	1	12/16/15 15:30	12/17/15 19:32	7439-93-2	
Molybdenum	ND	ug/L	20.0	1.5	1	12/16/15 15:30	12/17/15 19:32	7439-98-7	
Selenium	ND	ug/L	15.0	5.8	1	12/16/15 15:30	12/17/15 19:32	7782-49-2	
<b>6020 MET ICPMS</b> Analytical Method: EPA 6020      Preparation Method: EPA 3010									
Antimony	ND	ug/L	1.0	0.055	1	12/19/15 13:00	12/24/15 18:42	7440-36-0	
Cobalt	ND	ug/L	1.0	0.10	1	12/19/15 13:00	12/24/15 18:42	7440-48-4	
Thallium	<b>0.067J</b>	ug/L	1.0	0.052	1	12/19/15 13:00	12/24/15 18:42	7440-28-0	B
<b>7470 Mercury</b> Analytical Method: EPA 7470      Preparation Method: EPA 7470									
Mercury	ND	ug/L	0.20	0.012	1	12/16/15 09:00	12/16/15 13:28	7439-97-6	
<b>2540C Total Dissolved Solids</b> Analytical Method: SM 2540C									
Total Dissolved Solids	<b>49.0</b>	mg/L	5.0	5.0	1		12/15/15 15:18		
<b>9040 pH</b> Analytical Method: EPA 9040									
pH	<b>6.4</b>	Std. Units	0.10	0.10	1		12/23/15 13:00		H6
<b>9056 IC Anions</b> Analytical Method: EPA 9056									
Chloride	ND	mg/L	1.0	0.50	1		12/18/15 02:57	16887-00-6	
Fluoride	ND	mg/L	0.20	0.066	1		12/18/15 02:57	16984-48-8	
Sulfate	ND	mg/L	1.0	0.24	1		12/18/15 02:57	14808-79-8	

### REPORT OF LABORATORY ANALYSIS

This report shall not be reproduced, except in full,  
without the written consent of Pace Analytical Services, Inc..

### QUALITY CONTROL DATA

Project: Alliant-Lansing/2521535

Pace Project No.: 60209439

QC Batch: MERP/10188

Analysis Method: EPA 7470

QC Batch Method: EPA 7470

Analysis Description: 7470 Mercury

Associated Lab Samples: 60209439001, 60209439002, 60209439003, 60209439004, 60209439005, 60209439006, 60209439007

METHOD BLANK: 1684977

Matrix: Water

Associated Lab Samples: 60209439001, 60209439002, 60209439003, 60209439004, 60209439005, 60209439006, 60209439007

Parameter	Units	Blank Result	Reporting Limit	MDL	Analyzed	Qualifiers
Mercury	ug/L	0.024J	0.20	0.012	12/16/15 12:28	

LABORATORY CONTROL SAMPLE: 1684978

Parameter	Units	Spike Conc.	LCS Result	LCS % Rec	% Rec Limits	Qualifiers
Mercury	ug/L	5	4.9	97	80-120	

MATRIX SPIKE & MATRIX SPIKE DUPLICATE: 1684979 1684980

Parameter	Units	60209191017		MS		MSD		% Rec		Max		Qual
		Result	Conc.	Spike Conc.	Spike Conc.	Result	Result	% Rec	% Rec	Limits	RPD	
Mercury	ug/L	1.8	5	5	5	6.7	6.5	99	94	75-125	3	20

Results presented on this page are in the units indicated by the "Units" column except where an alternate unit is presented to the right of the result.

### REPORT OF LABORATORY ANALYSIS

This report shall not be reproduced, except in full,  
without the written consent of Pace Analytical Services, Inc..

### QUALITY CONTROL DATA

Project: Alliant-Lansing/2521535  
Pace Project No.: 60209439

QC Batch: MPRP/34283 Analysis Method: EPA 6010  
QC Batch Method: EPA 3010 Analysis Description: 6010 MET  
Associated Lab Samples: 60209439001, 60209439002, 60209439003, 60209439004, 60209439005, 60209439006, 60209439007

METHOD BLANK: 1685362 Matrix: Water  
Associated Lab Samples: 60209439001, 60209439002, 60209439003, 60209439004, 60209439005, 60209439006, 60209439007

Parameter	Units	Blank Result	Reporting Limit	MDL	Analyzed	Qualifiers
Arsenic	ug/L	ND	10.0	4.5	12/17/15 18:37	
Barium	ug/L	ND	10.0	0.52	12/17/15 18:37	
Beryllium	ug/L	ND	1.0	0.17	12/17/15 18:37	
Boron	ug/L	ND	100	3.1	12/17/15 18:37	
Cadmium	ug/L	ND	5.0	0.56	12/17/15 18:37	
Calcium	ug/L	7.1J	100	5.2	12/17/15 18:37	
Chromium	ug/L	ND	5.0	0.96	12/17/15 18:37	
Lead	ug/L	ND	5.0	1.9	12/17/15 18:37	
Lithium	ug/L	ND	10.0	2.5	12/17/15 18:37	
Molybdenum	ug/L	ND	20.0	1.5	12/17/15 18:37	
Selenium	ug/L	ND	15.0	5.8	12/17/15 18:37	

LABORATORY CONTROL SAMPLE: 1685363

Parameter	Units	Spike Conc.	LCS Result	LCS % Rec	% Rec Limits	Qualifiers
Arsenic	ug/L	1000	1020	102	80-120	
Barium	ug/L	1000	1040	104	80-120	
Beryllium	ug/L	1000	1030	103	80-120	
Boron	ug/L	1000	1000	100	80-120	
Cadmium	ug/L	1000	1030	103	80-120	
Calcium	ug/L	10000	9980	100	80-120	
Chromium	ug/L	1000	1040	104	80-120	
Lead	ug/L	1000	1040	104	80-120	
Lithium	ug/L	1000	1020	102	80-120	
Molybdenum	ug/L	1000	1100	110	80-120	
Selenium	ug/L	1000	1030	103	80-120	

MATRIX SPIKE & MATRIX SPIKE DUPLICATE: 1685364 1685365

Parameter	Units	MS		MSD		MS % Rec	MSD % Rec	% Rec Limits	RPD	Max RPD	Qual	
		60209081008 Result	Spike Conc.	Spike Conc.	MS Result							MSD Result
Arsenic	ug/L	ND	1000	1000	1080	1050	108	105	75-125	2	20	
Barium	ug/L	71.6	1000	1000	1110	1090	104	102	75-125	2	20	
Beryllium	ug/L	ND	1000	1000	1030	1020	103	102	75-125	1	20	
Boron	ug/L	181	1000	1000	1220	1210	104	103	75-125	1	20	
Cadmium	ug/L	ND	1000	1000	1050	1030	105	103	75-125	2	20	
Calcium	ug/L	93400	10000	10000	104000	103000	105	99	75-125	1	20	
Chromium	ug/L	ND	1000	1000	1010	1010	100	101	75-125	0	20	

Results presented on this page are in the units indicated by the "Units" column except where an alternate unit is presented to the right of the result.

### REPORT OF LABORATORY ANALYSIS

This report shall not be reproduced, except in full,  
without the written consent of Pace Analytical Services, Inc..

### QUALITY CONTROL DATA

Project: Alliant-Lansing/2521535

Pace Project No.: 60209439

Parameter	Units	60209081008		MS		MSD		MS		MSD		% Rec Limits	RPD	Max RPD	Qual
		Result	MS Spike Conc.	MSD Spike Conc.	Result	MSD Result	% Rec	MSD % Rec							
Lead	ug/L	ND	1000	1000	1020	1010	102	101	75-125	1	20				
Lithium	ug/L	29.4	1000	1000	1110	1090	108	106	75-125	2	20				
Molybdenum	ug/L	ND	1000	1000	1110	1090	111	109	75-125	2	20				
Selenium	ug/L	ND	1000	1000	1070	1040	107	104	75-125	3	20				

Results presented on this page are in the units indicated by the "Units" column except where an alternate unit is presented to the right of the result.

### REPORT OF LABORATORY ANALYSIS

This report shall not be reproduced, except in full,  
without the written consent of Pace Analytical Services, Inc..





### QUALITY CONTROL DATA

Project: Alliant-Lansing/2521535

Pace Project No.: 60209439

QC Batch: WET/58991

Analysis Method: SM 2540C

QC Batch Method: SM 2540C

Analysis Description: 2540C Total Dissolved Solids

Associated Lab Samples: 60209439001, 60209439002, 60209439003, 60209439004, 60209439005

METHOD BLANK: 1684142

Matrix: Water

Associated Lab Samples: 60209439001, 60209439002, 60209439003, 60209439004, 60209439005

Parameter	Units	Blank Result	Reporting Limit	MDL	Analyzed	Qualifiers
Total Dissolved Solids	mg/L	ND	5.0	5.0	12/15/15 15:06	

LABORATORY CONTROL SAMPLE: 1684143

Parameter	Units	Spike Conc.	LCS Result	LCS % Rec	% Rec Limits	Qualifiers
Total Dissolved Solids	mg/L	1000	1030	103	80-120	

SAMPLE DUPLICATE: 1684144

Parameter	Units	60209343006 Result	Dup Result	RPD	Max RPD	Qualifiers
Total Dissolved Solids	mg/L	1460	1410	3	10	

SAMPLE DUPLICATE: 1684145

Parameter	Units	60209427003 Result	Dup Result	RPD	Max RPD	Qualifiers
Total Dissolved Solids	mg/L	35.0	37.0	6	10	

Results presented on this page are in the units indicated by the "Units" column except where an alternate unit is presented to the right of the result.

### REPORT OF LABORATORY ANALYSIS

This report shall not be reproduced, except in full,  
without the written consent of Pace Analytical Services, Inc..

### QUALITY CONTROL DATA

Project: Alliant-Lansing/2521535

Pace Project No.: 60209439

QC Batch: WET/58997

Analysis Method: SM 2540C

QC Batch Method: SM 2540C

Analysis Description: 2540C Total Dissolved Solids

Associated Lab Samples: 60209439006, 60209439007

METHOD BLANK: 1684204

Matrix: Water

Associated Lab Samples: 60209439006, 60209439007

Parameter	Units	Blank Result	Reporting Limit	MDL	Analyzed	Qualifiers
Total Dissolved Solids	mg/L	ND	5.0	5.0	12/15/15 15:17	

LABORATORY CONTROL SAMPLE: 1684205

Parameter	Units	Spike Conc.	LCS Result	LCS % Rec	% Rec Limits	Qualifiers
Total Dissolved Solids	mg/L	1000	1070	107	80-120	

SAMPLE DUPLICATE: 1684214

Parameter	Units	60209427009 Result	Dup Result	RPD	Max RPD	Qualifiers
Total Dissolved Solids	mg/L	1250	1230	1	10	

SAMPLE DUPLICATE: 1684215

Parameter	Units	60209413004 Result	Dup Result	RPD	Max RPD	Qualifiers
Total Dissolved Solids	mg/L	844	856	1	10	

Results presented on this page are in the units indicated by the "Units" column except where an alternate unit is presented to the right of the result.

### REPORT OF LABORATORY ANALYSIS

This report shall not be reproduced, except in full,  
without the written consent of Pace Analytical Services, Inc..

### QUALITY CONTROL DATA

Project: Alliant-Lansing/2521535

Pace Project No.: 60209439

QC Batch: WET/59176

Analysis Method: EPA 9040

QC Batch Method: EPA 9040

Analysis Description: 9040 pH

Associated Lab Samples: 60209439001, 60209439002, 60209439003, 60209439004, 60209439005, 60209439006, 60209439007

SAMPLE DUPLICATE: 1688840

Parameter	Units	60209368001 Result	Dup Result	RPD	Max RPD	Qualifiers
pH	Std. Units	7.4	7.4	1	10	H6

Results presented on this page are in the units indicated by the "Units" column except where an alternate unit is presented to the right of the result.

### REPORT OF LABORATORY ANALYSIS

This report shall not be reproduced, except in full,  
without the written consent of Pace Analytical Services, Inc..

### QUALITY CONTROL DATA

Project: Alliant-Lansing/2521535

Pace Project No.: 60209439

QC Batch: WETA/37385 Analysis Method: EPA 9056  
 QC Batch Method: EPA 9056 Analysis Description: 9056 IC Anions  
 Associated Lab Samples: 60209439002, 60209439007

METHOD BLANK: 1686491 Matrix: Water

Associated Lab Samples: 60209439002, 60209439007

Parameter	Units	Blank Result	Reporting Limit	MDL	Analyzed	Qualifiers
Chloride	mg/L	ND	1.0	0.50	12/17/15 21:43	
Fluoride	mg/L	ND	0.20	0.066	12/17/15 21:43	
Sulfate	mg/L	ND	1.0	0.24	12/17/15 21:43	

LABORATORY CONTROL SAMPLE: 1686492

Parameter	Units	Spike Conc.	LCS Result	LCS % Rec	% Rec Limits	Qualifiers
Chloride	mg/L	5	4.7	94	80-120	
Fluoride	mg/L	2.5	2.4	97	80-120	
Sulfate	mg/L	5	4.7	94	80-120	

MATRIX SPIKE & MATRIX SPIKE DUPLICATE: 1686494 1686495

Parameter	Units	60209604001		MSD		MS		MSD		% Rec Limits	RPD	Max RPD	Qual
		Result	MS Spike Conc.	MSD Spike Conc.	MS Result	MSD Result	MS % Rec	MSD % Rec					
Chloride	mg/L	94.9	50	50	143	143	96	97	80-120	0	15		
Fluoride	mg/L	ND	25	25	26.1	26.1	100	100	80-120	0	15		
Sulfate	mg/L	66.3	50	50	116	115	100	98	80-120	1	15		

SAMPLE DUPLICATE: 1686493

Parameter	Units	60209454001 Result	Dup Result	RPD	Max RPD	Qualifiers
Chloride	mg/L	21.7	21.6	0	15	
Fluoride	mg/L	ND	0.28J		15	
Sulfate	mg/L	210	209	0	15	

Results presented on this page are in the units indicated by the "Units" column except where an alternate unit is presented to the right of the result.

### REPORT OF LABORATORY ANALYSIS

This report shall not be reproduced, except in full,  
without the written consent of Pace Analytical Services, Inc..

### QUALITY CONTROL DATA

Project: Alliant-Lansing/2521535

Pace Project No.: 60209439

QC Batch: WETA/37392 Analysis Method: EPA 9056  
 QC Batch Method: EPA 9056 Analysis Description: 9056 IC Anions  
 Associated Lab Samples: 60209439001, 60209439003, 60209439004, 60209439005, 60209439006

METHOD BLANK: 1686837 Matrix: Water  
 Associated Lab Samples: 60209439001, 60209439003, 60209439004, 60209439005, 60209439006

Parameter	Units	Blank Result	Reporting Limit	MDL	Analyzed	Qualifiers
Chloride	mg/L	ND	1.0	0.50	12/18/15 21:49	
Fluoride	mg/L	ND	0.20	0.066	12/18/15 21:49	
Sulfate	mg/L	ND	1.0	0.24	12/18/15 21:49	

LABORATORY CONTROL SAMPLE: 1686838

Parameter	Units	Spike Conc.	LCS Result	LCS % Rec	% Rec Limits	Qualifiers
Chloride	mg/L	5	4.6	93	80-120	
Fluoride	mg/L	2.5	2.4	95	80-120	
Sulfate	mg/L	5	4.6	91	80-120	

MATRIX SPIKE & MATRIX SPIKE DUPLICATE: 1686840 1686841

Parameter	Units	60209716001 Result	MS Spike Conc.	MSD Spike Conc.	MS Result	MSD Result	MS % Rec	MSD % Rec	% Rec Limits	RPD	Max RPD	Qual
Chloride	mg/L	21.5	50	50	65.4	67.4	88	92	80-120	3	15	
Fluoride	mg/L	ND	25	25	25.1	26.2	96	101	80-120	4	15	
Sulfate	mg/L	74.7	50	50	123	123	97	98	80-120	0	15	

SAMPLE DUPLICATE: 1686839

Parameter	Units	60209727002 Result	Dup Result	RPD	Max RPD	Qualifiers
Chloride	mg/L		48.9			
Fluoride	mg/L		17.7			
Sulfate	mg/L	120	120	0	15	

Results presented on this page are in the units indicated by the "Units" column except where an alternate unit is presented to the right of the result.

### REPORT OF LABORATORY ANALYSIS

This report shall not be reproduced, except in full,  
without the written consent of Pace Analytical Services, Inc..

## QUALIFIERS

Project: Alliant-Lansing/2521535

Pace Project No.: 60209439

---

### DEFINITIONS

DF - Dilution Factor, if reported, represents the factor applied to the reported data due to dilution of the sample aliquot.

ND - Not Detected at or above adjusted reporting limit.

J - Estimated concentration above the adjusted method detection limit and below the adjusted reporting limit.

MDL - Adjusted Method Detection Limit.

PQL - Practical Quantitation Limit.

RL - Reporting Limit.

S - Surrogate

1,2-Diphenylhydrazine decomposes to and cannot be separated from Azobenzene using Method 8270. The result for each analyte is a combined concentration.

Consistent with EPA guidelines, unrounded data are displayed and have been used to calculate % recovery and RPD values.

LCS(D) - Laboratory Control Sample (Duplicate)

MS(D) - Matrix Spike (Duplicate)

DUP - Sample Duplicate

RPD - Relative Percent Difference

NC - Not Calculable.

SG - Silica Gel - Clean-Up

U - Indicates the compound was analyzed for, but not detected.

N-Nitrosodiphenylamine decomposes and cannot be separated from Diphenylamine using Method 8270. The result reported for each analyte is a combined concentration.

Pace Analytical is TNI accredited. Contact your Pace PM for the current list of accredited analytes.

TNI - The NELAC Institute.

### LABORATORIES

PASI-K Pace Analytical Services - Kansas City

### ANALYTE QUALIFIERS

B Analyte was detected in the associated method blank.

H6 Analysis initiated outside of the 15 minute EPA recommended holding time.

## REPORT OF LABORATORY ANALYSIS

This report shall not be reproduced, except in full,  
without the written consent of Pace Analytical Services, Inc..

### QUALITY CONTROL DATA CROSS REFERENCE TABLE

Project: Alliant-Lansing/2521535

Pace Project No.: 60209439

Lab ID	Sample ID	QC Batch Method	QC Batch	Analytical Method	Analytical Batch
60209439001	MW 301	EPA 3010	MPRP/34283	EPA 6010	ICP/25174
60209439002	MW 302	EPA 3010	MPRP/34283	EPA 6010	ICP/25174
60209439003	MW 303	EPA 3010	MPRP/34283	EPA 6010	ICP/25174
60209439004	MW 20	EPA 3010	MPRP/34283	EPA 6010	ICP/25174
60209439005	MW 20 DUP	EPA 3010	MPRP/34283	EPA 6010	ICP/25174
60209439006	MW 6	EPA 3010	MPRP/34283	EPA 6010	ICP/25174
60209439007	FIELD BLANK	EPA 3010	MPRP/34283	EPA 6010	ICP/25174
60209439001	MW 301	EPA 3010	MPRP/34337	EPA 6020	ICPM/3991
60209439002	MW 302	EPA 3010	MPRP/34337	EPA 6020	ICPM/3991
60209439003	MW 303	EPA 3010	MPRP/34337	EPA 6020	ICPM/3991
60209439004	MW 20	EPA 3010	MPRP/34337	EPA 6020	ICPM/3991
60209439005	MW 20 DUP	EPA 3010	MPRP/34337	EPA 6020	ICPM/3991
60209439006	MW 6	EPA 3010	MPRP/34337	EPA 6020	ICPM/3991
60209439007	FIELD BLANK	EPA 3010	MPRP/34337	EPA 6020	ICPM/3991
60209439001	MW 301	EPA 7470	MERP/10188	EPA 7470	MERC/10137
60209439002	MW 302	EPA 7470	MERP/10188	EPA 7470	MERC/10137
60209439003	MW 303	EPA 7470	MERP/10188	EPA 7470	MERC/10137
60209439004	MW 20	EPA 7470	MERP/10188	EPA 7470	MERC/10137
60209439005	MW 20 DUP	EPA 7470	MERP/10188	EPA 7470	MERC/10137
60209439006	MW 6	EPA 7470	MERP/10188	EPA 7470	MERC/10137
60209439007	FIELD BLANK	EPA 7470	MERP/10188	EPA 7470	MERC/10137
60209439001	MW 301	SM 2540C	WET/58991		
60209439002	MW 302	SM 2540C	WET/58991		
60209439003	MW 303	SM 2540C	WET/58991		
60209439004	MW 20	SM 2540C	WET/58991		
60209439005	MW 20 DUP	SM 2540C	WET/58991		
60209439006	MW 6	SM 2540C	WET/58997		
60209439007	FIELD BLANK	SM 2540C	WET/58997		
60209439001	MW 301	EPA 9040	WET/59176		
60209439002	MW 302	EPA 9040	WET/59176		
60209439003	MW 303	EPA 9040	WET/59176		
60209439004	MW 20	EPA 9040	WET/59176		
60209439005	MW 20 DUP	EPA 9040	WET/59176		
60209439006	MW 6	EPA 9040	WET/59176		
60209439007	FIELD BLANK	EPA 9040	WET/59176		
60209439001	MW 301	EPA 9056	WETA/37392		
60209439002	MW 302	EPA 9056	WETA/37385		
60209439003	MW 303	EPA 9056	WETA/37392		
60209439004	MW 20	EPA 9056	WETA/37392		
60209439005	MW 20 DUP	EPA 9056	WETA/37392		
60209439006	MW 6	EPA 9056	WETA/37392		
60209439007	FIELD BLANK	EPA 9056	WETA/37385		

### REPORT OF LABORATORY ANALYSIS

This report shall not be reproduced, except in full,  
without the written consent of Pace Analytical Services, Inc..



Sample Condition Upon Receipt

WO#: 60209439



Client Name: SLS Agumera

Courier: FedEx  UPS  VIA  Clay  PEX  ECI  Pace  Other  Client

Tracking #: 7751 8143 6624 Pace Shipping Label Used? Yes  No

Custody Seal on Cooler/Box Present: Yes  No  Seals intact: Yes  No

Packing Material: Bubble Wrap  Bubble Bags  Foam  None  Other

Thermometer Used: T-239 T-262

Type of Ice: Wet Blue  None  Samples received on ice, cooling process has begun. (circle one)

Cooler Temperature: 2.3

Date and initials of person examining contents: JB 12/14

Temperature should be above freezing to 6°C

Chain of Custody present:	<input checked="" type="checkbox"/> Yes <input type="checkbox"/> No <input type="checkbox"/> N/A	1.
Chain of Custody filled out:	<input checked="" type="checkbox"/> Yes <input type="checkbox"/> No <input type="checkbox"/> N/A	2.
Chain of Custody relinquished:	<input checked="" type="checkbox"/> Yes <input type="checkbox"/> No <input type="checkbox"/> N/A	3.
Sampler name & signature on COC:	<input checked="" type="checkbox"/> Yes <input type="checkbox"/> No <input type="checkbox"/> N/A	4.
Samples arrived within holding time:	<input checked="" type="checkbox"/> Yes <input type="checkbox"/> No <input type="checkbox"/> N/A	5.
Short Hold Time analyses (<72hr):	<input checked="" type="checkbox"/> Yes <input type="checkbox"/> No <input type="checkbox"/> N/A	6. <u>pH</u>
Rush Turn Around Time requested:	<input type="checkbox"/> Yes <input checked="" type="checkbox"/> No <input type="checkbox"/> N/A	7.
Sufficient volume:	<input checked="" type="checkbox"/> Yes <input type="checkbox"/> No <input type="checkbox"/> N/A	8.
Correct containers used:	<input checked="" type="checkbox"/> Yes <input type="checkbox"/> No <input type="checkbox"/> N/A	
Pace containers used:	<input checked="" type="checkbox"/> Yes <input type="checkbox"/> No <input type="checkbox"/> N/A	9.
Containers intact:	<input checked="" type="checkbox"/> Yes <input type="checkbox"/> No <input type="checkbox"/> N/A	10.
Unpreserved 5035A soils frozen w/in 48hrs?	<input type="checkbox"/> Yes <input type="checkbox"/> No <input checked="" type="checkbox"/> N/A	11.
Filtered volume received for dissolved tests?	<input type="checkbox"/> Yes <input type="checkbox"/> No <input checked="" type="checkbox"/> N/A	12.
Sample labels match COC:	<input checked="" type="checkbox"/> Yes <input type="checkbox"/> No <input type="checkbox"/> N/A	
Includes date/time/ID/analyses Matrix: <u>WT</u>		13.
All containers needing preservation have been checked.	<input checked="" type="checkbox"/> Yes <input type="checkbox"/> No <input type="checkbox"/> N/A	
All containers needing preservation are found to be in compliance with EPA recommendation.	<input checked="" type="checkbox"/> Yes <input type="checkbox"/> No <input type="checkbox"/> N/A	14.
Exceptions: VOA, Coliform, O&G, WI-DRO (water)	<input type="checkbox"/> Yes <input checked="" type="checkbox"/> No	Initial when completed
Trip Blank present:	<input type="checkbox"/> Yes <input type="checkbox"/> No <input checked="" type="checkbox"/> N/A	Lot # of added preservative
Pace Trip Blank lot # (if purchased):		15.
Headspace in VOA vials (>6mm):	<input type="checkbox"/> Yes <input type="checkbox"/> No <input checked="" type="checkbox"/> N/A	16.
Project sampled in USDA Regulated Area:	<input type="checkbox"/> Yes <input type="checkbox"/> No <input checked="" type="checkbox"/> N/A	17. List State:
Additional labels attached to 5035A vials in the field?	<input type="checkbox"/> Yes <input type="checkbox"/> No <input checked="" type="checkbox"/> N/A	18.

Client Notification/ Resolution: Copy COC to Client? Y / N Field Data Required? Y / N

Person Contacted: \_\_\_\_\_ Date/Time: \_\_\_\_\_

Comments/ Resolution: \_\_\_\_\_

Project Manager Review: [Signature]

Date: 12-14-15





# CHAIN-OF-CUSTODY / Analytical Request Document

The Chain-of-Custody is a LEGAL DOCUMENT. All relevant fields must be completed accurately.

<b>Section A</b> Required Client Information:		<b>Section B</b> Required Project Information:		<b>Section C</b> Invoice Information:	
Company: SCS Engineers	Report To: Meghan Blodgett	Company Name: SCS Engineers	Attention: Meghan Blodgett	Page: _____	of _____
Address: 2830 Dairy Drive	Copy To: Tom Karwaski	Address:			
Madison WI 53718	Purchase Order No.:	REGULATORY AGENCY	<input type="checkbox"/> NPDES <input type="checkbox"/> GROUND WATER <input type="checkbox"/> DRINKING WATER		
Email To: mblodgett@scsengineers.com	Project Name: Alliant-Lansing	<input type="checkbox"/> UST <input type="checkbox"/> RCRA <input type="checkbox"/> OTHER			
Phone: 608-216-7362 Fax:	Trudy Gipson 913-563-1405	Site Location	IA		
Requested Due Date/TAT:	6696 Line 2	STATE:			

ITEM #	Section D Required Client Information	Valid Matrix Codes	MATRIX CODE (see valid codes to left)	SAMPLE TYPE (G=GRAB C=COMP)	COLLECTED		SAMPLE TEMP AT COLLECTION	# OF CONTAINERS	Preservatives	Analysis Test ↑	Requested Analysis Filtered (Y/N)	Residual Chlorine (Y/N)	Pace Project No./ Lab I.D.													
					COMPOSITE START	COMPOSITE END/GRAB																				
1	MW 301	MATRIX	WT G	G	DATE	TIME	DATE	TIME	Unpreserved	H <sub>2</sub> SO <sub>4</sub>	HNO <sub>3</sub>	HCl	NaOH	Na <sub>2</sub> S <sub>2</sub> O <sub>8</sub>	Methanol	Other	5010 Total Metals *	5020 Total Metals: Sb-Co-Tl	7470 Total Hg	9056 Chloride-Fluoride-Sulfate	2540C TDS	9040 pH		00209439		
2	MW 302	DRINKING WATER	WT G	G	12-16-15	11:15	12-16-15	13:00	1									X	X	X	X	X				
3	MW 303	WASTE WATER	WT G	G	12-16-15	12:40	12-16-15	12:40	1									X	X	X	X	X				
4	MW 20 Dup	PRODUCT	WT G	G	12-16-15	14:00	12-16-15	14:00	1									X	X	X	X	X				
5	MW 20 Dup	SOIL/SOLID	WT G	G	12-16-15	15:15	12-16-15	15:15	1									X	X	X	X	X				
6	MW 6	OIL	WT G	G	12-16-15	16:25	12-16-15	16:25	1									X	X	X	X	X				
7	Field Blank	WIPE	WT G	G	12-16-15	15:30	12-16-15	15:30	1									X	X	X	X	X				
8		AIR																								
9		OTHER																								
10		TISSUE																								
11																										
12																										

<b>ADDITIONAL COMMENTS</b>		<b>RELINQUISHED BY / AFFILIATION</b>		<b>DATE</b>		<b>TIME</b>		<b>ACCEPTED BY / AFFILIATION</b>		<b>DATE</b>		<b>TIME</b>		<b>SAMPLE CONDITIONS</b>	
Ship To: 9608 Loriet Boulevard, Lenexa, KS 66219		Paul A. Anon		12/10/15		21:00		Paul A. Anon		12/14		08:50		Temp in °C	
* As-Ba-Bc-Bd-Cd-Cr-Pb-Li-Mn-Se														Received on	
														Cooler (Y/N)	
														Custody Sealed	
														Is (Y/N)	
														Samples Intact (Y/N)	
<b>SAMPLER NAME AND SIGNATURE</b> PRINT Name of SAMPLER: Paul A. Anon SIGNATURE of SAMPLER: <i>Paul A. Anon</i> DATE Signed (MM/DD/YY): 12-10-2015															

January 26, 2018

Meghan Blodgett  
SCS Engineers  
2830 Dairy Drive  
Madison, WI 53718

RE: Project: Alliant-Lansing/2521535  
Pace Project No.: 60209434

Dear Meghan Blodgett:

Enclosed are the analytical results for sample(s) received by the laboratory on December 14, 2015. The results relate only to the samples included in this report. Results reported herein conform to the most current, applicable TNI/NELAC standards and the laboratory's Quality Assurance Manual, where applicable, unless otherwise noted in the body of the report.


Amended Report, Revision 2 on 1/26/18, Total Radium Concentration

This report has been reissued on January 7, 2016 to report total radium calculation.

Revision 2 - This report replaces the January 7, 2016 report. This report has been reissued on January 26, 2018. In 2017, the process for calculating Total Radium concentration using results from individual Ra-226 and Ra-228 analyses was standardized. At the client's request, this project from 2016 has been revised to include a Total Radium concentration using the standardized method.

If you have any questions concerning this report, please feel free to contact me.

Sincerely,



Trudy Gipson  
trudy.gipson@pacelabs.com  
1(913)563-1405  
Project Manager



## REPORT OF LABORATORY ANALYSIS

This report shall not be reproduced, except in full,  
without the written consent of Pace Analytical Services, LLC.

January 26, 2018  
Page 2

Enclosures

cc: Tom Karwaski, SCS Engineers  
Kyle Kramer, SCS Engineers  
Jeff Maxted, Alliant Energy



## **REPORT OF LABORATORY ANALYSIS**

This report shall not be reproduced, except in full,  
without the written consent of Pace Analytical Services, LLC.

## CERTIFICATIONS

Project: Alliant-Lansing/2521535

Pace Project No.: 60209434

---

### **Pennsylvania Certification IDs**

1638 Roseytown Rd Suites 2,3&4, Greensburg, PA 15601

L-A-B DOD-ELAP Accreditation #: L2417

Alabama Certification #: 41590

Arizona Certification #: AZ0734

Arkansas Certification

California Certification #: 04222CA

Colorado Certification

Connecticut Certification #: PH-0694

Delaware Certification

Florida/TNI Certification #: E87683

Georgia Certification #: C040

Guam Certification

Hawaii Certification

Idaho Certification

Illinois Certification

Indiana Certification

Iowa Certification #: 391

Kansas/TNI Certification #: E-10358

Kentucky Certification #: 90133

Louisiana DHH/TNI Certification #: LA140008

Louisiana DEQ/TNI Certification #: 4086

Maine Certification #: PA00091

Maryland Certification #: 308

Massachusetts Certification #: M-PA1457

Michigan/PADEP Certification

Missouri Certification #: 235

Montana Certification #: Cert 0082

Nebraska Certification #: NE-05-29-14

Nevada Certification #: PA014572015-1

New Hampshire/TNI Certification #: 2976

New Jersey/TNI Certification #: PA 051

New Mexico Certification #: PA01457

New York/TNI Certification #: 10888

North Carolina Certification #: 42706

North Dakota Certification #: R-190

Oregon/TNI Certification #: PA200002

Pennsylvania/TNI Certification #: 65-00282

Puerto Rico Certification #: PA01457

Rhode Island Certification #: 65-00282

South Dakota Certification

Tennessee Certification #: TN2867

Texas/TNI Certification #: T104704188-14-8

Utah/TNI Certification #: PA014572015-5

USDA Soil Permit #: P330-14-00213

Vermont Dept. of Health: ID# VT-0282

Virgin Island/PADEP Certification

Virginia/VELAP Certification #: 460198

Washington Certification #: C868

West Virginia DEP Certification #: 143

West Virginia DHHR Certification #: 9964C

Wisconsin Certification

Wyoming Certification #: 8TMS-L

---

## REPORT OF LABORATORY ANALYSIS

This report shall not be reproduced, except in full,  
without the written consent of Pace Analytical Services, LLC.

## SAMPLE SUMMARY

Project: Alliant-Lansing/2521535

Pace Project No.: 60209434

Lab ID	Sample ID	Matrix	Date Collected	Date Received
60209434001	MW 301	Water	12/10/15 11:15	12/14/15 08:50
60209434002	MW 302	Water	12/10/15 12:40	12/14/15 08:50
60209434003	MW 303	Water	12/10/15 14:00	12/14/15 08:50
60209434004	MW 20	Water	12/10/15 15:15	12/14/15 08:50
60209434005	MW 20 DUP	Water	12/10/15 15:15	12/14/15 08:50
60209434006	MW 6	Water	12/10/15 16:25	12/14/15 08:50
60209434007	FIELD BLANK	Water	12/10/15 15:30	12/14/15 08:50

## REPORT OF LABORATORY ANALYSIS

This report shall not be reproduced, except in full,  
without the written consent of Pace Analytical Services, LLC.

### SAMPLE ANALYTE COUNT

Project: Alliant-Lansing/2521535

Pace Project No.: 60209434

Lab ID	Sample ID	Method	Analysts	Analytes Reported	Laboratory
60209434001	MW 301	EPA 903.1	WRR	1	PASI-PA
		EPA 904.0	JLW	1	PASI-PA
		Total Radium Calculation	CMC	1	PASI-PA
60209434002	MW 302	EPA 903.1	WRR	1	PASI-PA
		EPA 904.0	JLW	1	PASI-PA
		Total Radium Calculation	CMC	1	PASI-PA
60209434003	MW 303	EPA 903.1	WRR	1	PASI-PA
		EPA 904.0	JLW	1	PASI-PA
		Total Radium Calculation	JAL	1	PASI-PA
60209434004	MW 20	EPA 903.1	WRR	1	PASI-PA
		EPA 904.0	JLW	1	PASI-PA
		Total Radium Calculation	CMC	1	PASI-PA
60209434005	MW 20 DUP	EPA 903.1	WRR	1	PASI-PA
		EPA 904.0	JLW	1	PASI-PA
		Total Radium Calculation	CMC	1	PASI-PA
60209434006	MW 6	EPA 903.1	WRR	1	PASI-PA
		EPA 904.0	JLW	1	PASI-PA
		Total Radium Calculation	CMC	1	PASI-PA
60209434007	FIELD BLANK	EPA 903.1	WRR	1	PASI-PA
		EPA 904.0	JLW	1	PASI-PA
		Total Radium Calculation	CMC	1	PASI-PA

### REPORT OF LABORATORY ANALYSIS

This report shall not be reproduced, except in full,  
without the written consent of Pace Analytical Services, LLC.

### ANALYTICAL RESULTS - RADIOCHEMISTRY

Project: Alliant-Lansing/2521535

Pace Project No.: 60209434

**Sample: MW 301**      **Lab ID: 60209434001**      Collected: 12/10/15 11:15      Received: 12/14/15 08:50      Matrix: Water  
PWS:      Site ID:      Sample Type:

Parameters	Method	Act ± Unc (MDC) Carr Trac	Units	Analyzed	CAS No.	Qual
Radium-226	EPA 903.1	<b>0.349 ± 0.325 (0.428)</b> C:NA T:90%	pCi/L	01/06/16 11:47	13982-63-3	
Radium-228	EPA 904.0	<b>0.0870 ± 0.331 (0.751)</b> C:87% T:73%	pCi/L	12/30/15 14:27	15262-20-1	
Total Radium	Total Radium Calculation	<b>0.436 ± 0.656 (1.18)</b>	pCi/L	01/07/16 08:42	7440-14-4	

### REPORT OF LABORATORY ANALYSIS

This report shall not be reproduced, except in full,  
without the written consent of Pace Analytical Services, LLC.

### ANALYTICAL RESULTS - RADIOCHEMISTRY

Project: Alliant-Lansing/2521535

Pace Project No.: 60209434

**Sample: MW 302**      **Lab ID: 60209434002**      Collected: 12/10/15 12:40      Received: 12/14/15 08:50      Matrix: Water  
PWS:      Site ID:      Sample Type:

Parameters	Method	Act ± Unc (MDC) Carr Trac	Units	Analyzed	CAS No.	Qual
Radium-226	EPA 903.1	<b>0.415 ± 0.389 (0.551)</b> <b>C:NA T:89%</b>	pCi/L	01/06/16 11:47	13982-63-3	
Radium-228	EPA 904.0	<b>1.04 ± 0.397 (0.588)</b> <b>C:85% T:84%</b>	pCi/L	12/30/15 14:27	15262-20-1	
Total Radium	Total Radium Calculation	<b>1.46 ± 0.786 (1.14)</b>	pCi/L	01/07/16 08:42	7440-14-4	

### REPORT OF LABORATORY ANALYSIS

This report shall not be reproduced, except in full,  
without the written consent of Pace Analytical Services, LLC.



### ANALYTICAL RESULTS - RADIOCHEMISTRY

Project: Alliant-Lansing/2521535

Pace Project No.: 60209434

**Sample: MW 303**      **Lab ID: 60209434003**      Collected: 12/10/15 14:00      Received: 12/14/15 08:50      Matrix: Water  
PWS:      Site ID:      Sample Type:

Parameters	Method	Act ± Unc (MDC) Carr Trac	Units	Analyzed	CAS No.	Qual
Radium-226	EPA 903.1	<b>-0.132 ± 0.411 (0.934)</b> <b>C:NA T:90%</b>	pCi/L	01/06/16 11:56	13982-63-3	
Radium-228	EPA 904.0	<b>0.926 ± 0.388 (0.625)</b> <b>C:84% T:90%</b>	pCi/L	12/30/15 14:28	15262-20-1	
Total Radium	Total Radium Calculation	<b>0.926 ± 0.799 (1.56)</b>	pCi/L	01/07/16 08:42	7440-14-4	

### REPORT OF LABORATORY ANALYSIS

This report shall not be reproduced, except in full,  
without the written consent of Pace Analytical Services, LLC.

### ANALYTICAL RESULTS - RADIOCHEMISTRY

Project: Alliant-Lansing/2521535

Pace Project No.: 60209434

**Sample: MW 20**      **Lab ID: 60209434004**      Collected: 12/10/15 15:15      Received: 12/14/15 08:50      Matrix: Water  
PWS:      Site ID:      Sample Type:

Parameters	Method	Act ± Unc (MDC) Carr Trac	Units	Analyzed	CAS No.	Qual
Radium-226	EPA 903.1	<b>0.311 ± 0.474 (0.815)</b> C:NA T:90%	pCi/L	01/06/16 11:56	13982-63-3	
Radium-228	EPA 904.0	<b>0.485 ± 0.355 (0.692)</b> C:83% T:80%	pCi/L	12/30/15 14:28	15262-20-1	
Total Radium	Total Radium Calculation	<b>0.796 ± 0.829 (1.51)</b>	pCi/L	01/07/16 08:42	7440-14-4	

### REPORT OF LABORATORY ANALYSIS

This report shall not be reproduced, except in full,  
without the written consent of Pace Analytical Services, LLC.

### ANALYTICAL RESULTS - RADIOCHEMISTRY

Project: Alliant-Lansing/2521535

Pace Project No.: 60209434

**Sample: MW 20 DUP**      **Lab ID: 60209434005**      Collected: 12/10/15 15:15      Received: 12/14/15 08:50      Matrix: Water  
PWS:      Site ID:      Sample Type:

Parameters	Method	Act ± Unc (MDC) Carr Trac	Units	Analyzed	CAS No.	Qual
Radium-226	EPA 903.1	<b>0.458 ± 0.452 (0.688)</b> C:NA T:93%	pCi/L	01/06/16 11:56	13982-63-3	
Radium-228	EPA 904.0	<b>1.22 ± 0.461 (0.688)</b> C:83% T:77%	pCi/L	12/30/15 14:29	15262-20-1	
Total Radium	Total Radium Calculation	<b>1.68 ± 0.913 (1.38)</b>	pCi/L	01/07/16 08:42	7440-14-4	

### REPORT OF LABORATORY ANALYSIS

This report shall not be reproduced, except in full,  
without the written consent of Pace Analytical Services, LLC.

### ANALYTICAL RESULTS - RADIOCHEMISTRY

Project: Alliant-Lansing/2521535

Pace Project No.: 60209434

**Sample: MW 6**      **Lab ID: 60209434006**      Collected: 12/10/15 16:25      Received: 12/14/15 08:50      Matrix: Water  
PWS:      Site ID:      Sample Type:

Parameters	Method	Act ± Unc (MDC) Carr Trac	Units	Analyzed	CAS No.	Qual
Radium-226	EPA 903.1	<b>0.599 ± 0.475 (0.645)</b> C:NA T:94%	pCi/L	01/06/16 11:57	13982-63-3	
Radium-228	EPA 904.0	<b>0.913 ± 0.382 (0.618)</b> C:84% T:92%	pCi/L	12/30/15 14:30	15262-20-1	
Total Radium	Total Radium Calculation	<b>1.51 ± 0.857 (1.26)</b>	pCi/L	01/07/16 08:42	7440-14-4	

### REPORT OF LABORATORY ANALYSIS

This report shall not be reproduced, except in full,  
without the written consent of Pace Analytical Services, LLC.

### ANALYTICAL RESULTS - RADIOCHEMISTRY

Project: Alliant-Lansing/2521535

Pace Project No.: 60209434

**Sample: FIELD BLANK**      **Lab ID: 60209434007**      Collected: 12/10/15 15:30      Received: 12/14/15 08:50      Matrix: Water  
PWS:      Site ID:      Sample Type:

Parameters	Method	Act ± Unc (MDC) Carr Trac	Units	Analyzed	CAS No.	Qual
Radium-226	EPA 903.1	<b>0.450 ± 0.386 (0.523)</b> C:NA T:95%	pCi/L	01/06/16 12:09	13982-63-3	
Radium-228	EPA 904.0	<b>0.436 ± 0.312 (0.604)</b> C:83% T:89%	pCi/L	12/30/15 14:30	15262-20-1	
Total Radium	Total Radium Calculation	<b>0.886 ± 0.698 (1.13)</b>	pCi/L	01/07/16 08:42	7440-14-4	

### REPORT OF LABORATORY ANALYSIS

This report shall not be reproduced, except in full,  
without the written consent of Pace Analytical Services, LLC.

### QUALITY CONTROL - RADIOCHEMISTRY

Project: Alliant-Lansing/2521535

Pace Project No.: 60209434

---

QC Batch:	204187	Analysis Method:	EPA 904.0
QC Batch Method:	EPA 904.0	Analysis Description:	904.0 Radium 228
Associated Lab Samples:	60209434001, 60209434002, 60209434003, 60209434004, 60209434005, 60209434006, 60209434007		

---

METHOD BLANK:	998794	Matrix:	Water
Associated Lab Samples:	60209434001, 60209434002, 60209434003, 60209434004, 60209434005, 60209434006, 60209434007		

Parameter	Act ± Unc (MDC) Carr Trac	Units	Analyzed	Qualifiers
Radium-228	0.563 ± 0.317 (0.573) C:87% T:90%	pCi/L	12/30/15 14:25	

Results presented on this page are in the units indicated by the "Units" column except where an alternate unit is presented to the right of the result.

### REPORT OF LABORATORY ANALYSIS

This report shall not be reproduced, except in full,  
without the written consent of Pace Analytical Services, LLC.

### QUALITY CONTROL - RADIOCHEMISTRY

Project: Alliant-Lansing/2521535

Pace Project No.: 60209434

---

QC Batch:	204763	Analysis Method:	EPA 903.1
QC Batch Method:	EPA 903.1	Analysis Description:	903.1 Radium-226
Associated Lab Samples:	60209434001, 60209434002, 60209434003, 60209434004, 60209434005, 60209434006, 60209434007		

---

METHOD BLANK:	1001997	Matrix:	Water
Associated Lab Samples:	60209434001, 60209434002, 60209434003, 60209434004, 60209434005, 60209434006, 60209434007		

Parameter	Act ± Unc (MDC) Carr Trac	Units	Analyzed	Qualifiers
Radium-226	0.338 ± 0.444 (0.739) C:NA T:99%	pCi/L	01/06/16 11:33	

Results presented on this page are in the units indicated by the "Units" column except where an alternate unit is presented to the right of the result.

### REPORT OF LABORATORY ANALYSIS

This report shall not be reproduced, except in full,  
without the written consent of Pace Analytical Services, LLC.

## QUALIFIERS

Project: Alliant-Lansing/2521535

Pace Project No.: 60209434

---

### DEFINITIONS

DF - Dilution Factor, if reported, represents the factor applied to the reported data due to dilution of the sample aliquot.

ND - Not Detected at or above adjusted reporting limit.

TNTC - Too Numerous To Count

J - Estimated concentration above the adjusted method detection limit and below the adjusted reporting limit.

MDL - Adjusted Method Detection Limit.

PQL - Practical Quantitation Limit.

RL - Reporting Limit.

S - Surrogate

1,2-Diphenylhydrazine decomposes to and cannot be separated from Azobenzene using Method 8270. The result for each analyte is a combined concentration.

Consistent with EPA guidelines, unrounded data are displayed and have been used to calculate % recovery and RPD values.

LCS(D) - Laboratory Control Sample (Duplicate)

MS(D) - Matrix Spike (Duplicate)

DUP - Sample Duplicate

RPD - Relative Percent Difference

NC - Not Calculable.

SG - Silica Gel - Clean-Up

U - Indicates the compound was analyzed for, but not detected.

N-Nitrosodiphenylamine decomposes and cannot be separated from Diphenylamine using Method 8270. The result reported for each analyte is a combined concentration.

Act - Activity

Unc - Uncertainty: SDWA = 1.96 sigma count uncertainty, all other matrices = Expanded Uncertainty (95% confidence interval).

Gamma Spec = Expanded Uncertainty (95.4% Confidence Interval)

(MDC) - Minimum Detectable Concentration

Trac - Tracer Recovery (%)

Carr - Carrier Recovery (%)

Pace Analytical is TNI accredited. Contact your Pace PM for the current list of accredited analytes.

TNI - The NELAC Institute.

### LABORATORIES

PASI-PA Pace Analytical Services - Greensburg

## REPORT OF LABORATORY ANALYSIS

This report shall not be reproduced, except in full,  
without the written consent of Pace Analytical Services, LLC.



### QUALITY CONTROL DATA CROSS REFERENCE TABLE

Project: Alliant-Lansing/2521535

Pace Project No.: 60209434

Lab ID	Sample ID	QC Batch Method	QC Batch	Analytical Method	Analytical Batch
60209434001	MW 301	EPA 903.1	204763		
60209434002	MW 302	EPA 903.1	204763		
60209434003	MW 303	EPA 903.1	204763		
60209434004	MW 20	EPA 903.1	204763		
60209434005	MW 20 DUP	EPA 903.1	204763		
60209434006	MW 6	EPA 903.1	204763		
60209434007	FIELD BLANK	EPA 903.1	204763		
60209434001	MW 301	EPA 904.0	204187		
60209434002	MW 302	EPA 904.0	204187		
60209434003	MW 303	EPA 904.0	204187		
60209434004	MW 20	EPA 904.0	204187		
60209434005	MW 20 DUP	EPA 904.0	204187		
60209434006	MW 6	EPA 904.0	204187		
60209434007	FIELD BLANK	EPA 904.0	204187		
60209434001	MW 301	Total Radium Calculation	205951		
60209434002	MW 302	Total Radium Calculation	205951		
60209434003	MW 303	Total Radium Calculation	286188		
60209434004	MW 20	Total Radium Calculation	205951		
60209434005	MW 20 DUP	Total Radium Calculation	205951		
60209434006	MW 6	Total Radium Calculation	205951		
60209434007	FIELD BLANK	Total Radium Calculation	205951		

### REPORT OF LABORATORY ANALYSIS

This report shall not be reproduced, except in full,  
without the written consent of Pace Analytical Services, LLC.



Sample Condition Upon Receipt

WO#: 60209434
Barcode
60209434

Client Name: SCS Engineers
Courier: FedEx [X] UPS [ ] VIA [ ] Clay [ ] PEX [ ] ECI [ ] Pace [ ] Other [ ] Client [ ]
Tracking #: 775 1 8143 6808 Pace Shipping Label Used? Yes [ ] No [X]
Custody Seal on Cooler/Box Present: Yes [X] No [ ] Seals intact: Yes [X] No [ ]
Packing Material: Bubble Wrap [X] Bubble Bags [ ] Foam [ ] None [ ] Other [ ]
Thermometer Used: T-239 / T-262 Type of Ice: Wet [X] Blue [ ] None [ ] Samples received on ice, cooling process has begun.
Cooler Temperature: 3.8 (circle one)

Optional
Proj Due Date:
Proj Name:

Temperature should be above freezing to 6°C

Date and initials of person examining contents: [Signature] 12/14/15 [Signature]

Table with 18 rows and 2 columns. Row 1: Chain of Custody present: [X] Yes [ ] No [ ] N/A 1. Row 2: Chain of Custody filled out: [X] Yes [ ] No [ ] N/A 2. Row 3: Chain of Custody relinquished: [X] Yes [ ] No [ ] N/A 3. Row 4: Sampler name & signature on COC: [X] Yes [ ] No [ ] N/A 4. Row 5: Samples arrived within holding time: [X] Yes [ ] No [ ] N/A 5. Row 6: Short Hold Time analyses (<72hr): [ ] Yes [X] No [ ] N/A 6. Row 7: Rush Turn Around Time requested: [ ] Yes [X] No [ ] N/A 7. Row 8: Sufficient volume: [X] Yes [ ] No [ ] N/A 8. Row 9: Correct containers used: [X] Yes [ ] No [ ] N/A 9. Row 10: Pace containers used: [X] Yes [ ] No [ ] N/A 10. Row 11: Containers intact: [X] Yes [ ] No [ ] N/A 10. Row 12: Unpreserved 5035A soils frozen w/in 48hrs? [ ] Yes [ ] No [X] N/A 11. Row 13: Filtered volume received for dissolved tests? [ ] Yes [ ] No [X] N/A 12. Row 14: Sample labels match COC: [X] Yes [ ] No [ ] N/A 13. Row 15: Includes date/time/ID/analyses Matrix: water 13. Row 16: All containers needing preservation have been checked. [ ] Yes [ ] No [X] N/A 14. Row 17: All containers needing preservation are found to be in compliance with EPA recommendation. [ ] Yes [ ] No [X] N/A 14. Row 18: Exceptions: VOA, Coliform, O&G, WI-DRO (water) [X] Yes [ ] No Initial when completed [Signature] Lot # of added preservative [ ] 14. Row 19: Trip Blank present: [ ] Yes [ ] No [X] N/A 15. Row 20: Pace Trip Blank lot # (if purchased): [Signature] 15. Row 21: Headspace in VOA vials (>6mm): [ ] Yes [ ] No [X] N/A 16. Row 22: Project sampled in USDA Regulated Area: [ ] Yes [ ] No [X] N/A 17. List State: 17. Row 23: Additional labels attached to 5035A vials in the field? [ ] Yes [ ] No [X] N/A 18.

Client Notification/ Resolution: Copy COC to Client? Y / (N) Field Data Required? Y / N

Person Contacted: Date/Time:

Comments/ Resolution:

Project Manager Review: [Signature] Date: 12-14-15



# CHAIN-OF-CUSTODY / Analytical Request Document

The Chain-of-Custody is a LEGAL DOCUMENT. All relevant fields must be completed accurately.

<b>Section A</b> Required Client Information:		<b>Section B</b> Required Project Information:		<b>Section C</b> Invoice Information:	
Company:	SCS Engineers	Report To:	Meghan Blodgett	Attention:	Meghan Blodgett
Address:	2830 Dairy Drive Madison WI 53718	Copy To:	Tom Karwaski	Company Name:	SCS Engineers
Email To:	mblodgett@scsengineers.com	NOTE: INTER-REGIONAL PROJECT FOR KS			
Phone:	608-216-7362	Purchase Order No.:		Address:	
Requested Due Date/AT:		Project Name:	Alliant-Lansing	Face Quote Reference:	Trudy Gipson 913-563-1405
		Project Number:	2521535	Face Project Manager:	
				Site Location:	IA
				STATE:	IA

Page: \_\_\_\_\_ of \_\_\_\_\_

ITEM #	Section D Required Client Information	Valid Matrix Codes MATRIX CODE DRINKING WATER DW WASTE WATER WW PRODUCT P SOIL/SOLID SL OIL OL WIPE WP AIR AR OTHER OT TISSUE TS	COLLECTED		SAMPLE TYPE (G=GRAB C=COMP)	MATRIX CODE (see valid codes to left)	# OF CONTAINERS	Preservatives Unpreserved H <sub>2</sub> SO <sub>4</sub> HNO <sub>3</sub> HCl NaOH Na <sub>2</sub> S <sub>2</sub> O <sub>3</sub> Methanol Other	Y/N	Requested Analysis Filtered (Y/N)	Residual Chlorine (Y/N)	Pace Project No./ Lab I.D.
			COMPOSITE START	COMPOSITE END/GRAB								
1	MW 301		WT	G	WT	12-10-15	11:15	13.4	2	X	X	2 (BPN) 001
2	MW 302		WT	G	WT	12-10-15	12:40	12.5	2	X	X	002
3	MW 303		WT	G	WT	12-10-15	14:00	12.5	2	X	X	003
4	MW 30		WT	G	WT	12-10-15	15:15	12.1	2	X	X	004
5	MW 30 Dup		WT	G	WT	12-10-15	15:15	12.1	2	X	X	005
6	MW 6		WT	G	WT	12-10-15	16:25	9.6	2	X	X	006
7	Field Blank		WT	G	WT	12-10-15	15:30	-	2	X	X	007
8												
9												
10												
11												
12												

Ship To: 1638 Roseytown Road, Greensburg, PA 15601	RELINQUISHED BY / AFFILIATION	DATE	TIME	ACCEPTED BY / AFFILIATION	DATE	TIME	SAMPLE CONDITIONS	Temp in °C	Received on	Ice (Y/N)	Custody Sealed	Samples Inlet
	Paul A. Grover	12/10/15	21:00	Paul A. Grover	12/14/15	8:30	Y	3.8	Y	Y	Y	Y
<b>SAMPLER NAME AND SIGNATURE</b> PRINT Name of SAMPLER: Paul A. Grover SIGNATURE of SAMPLER: Paul A. Grover DATE Signed (MM/DD/YYYY): 12/10/2015												

\*Important Note: By signing this form you are accepting Pace's NET 30 day payment terms and agreeing to late charges of 1.5% per month for any invoices not paid within 30 days

30168030



Chain of Custody

Workorder: 60209434    Workorder Name: Alliant-Lansing/2521535    Owner Received Date: 12/14/2015 Results Requested By: 12/24/2015

Report To		Subcontract To		Requested Analysis									
Trudy Gipson Pace Analytical Services, Inc. 9608 Loiret Blvd. Lenexa, KS 66219 Phone (913)599-5665 Fax (913)599-1759		Pace Analytical Pittsburgh 1638 Roseytown Road Suites 2,3, & 4 Greensburg, PA 15601 Phone (724)850-5600											
Item	Sample ID	Sample Type	Collect Date/Time	Lab ID	Matrix	Preserved Containers	903.1 Radium-226	904.0 Radium-228	LAB USE ONLY				
1	MW 301	PS	12/10/2015 11:15	60209434001	Water	2	X	X	1901				
2	MW 302	PS	12/10/2015 12:40	60209434002	Water	2	X	X	602				
3	MW 303	PS	12/10/2015 14:00	60209434003	Water	2	X	X	203				
4	MW 20	PS	12/10/2015 15:15	60209434004	Water	2	X	X	004				
5	MW 20 DUP	PS	12/10/2015 15:15	60209434005	Water	2	X	X	605				
6	MW 6	PS	12/10/2015 16:25	60209434006	Water	2	X	X	606				
7	FIELD BLANK	PS	12/10/2015 15:30	60209434007	Water	2	X	X	607				
Comments													
Transfers			Released By	Date/Time	Received By	Date/Time	J-Flag Results						
1			[Signature]	12/14/15 08:00	[Signature]	12/14/15 08:30							
2													
3													
Cooler Temperature on Receipt							N/A °C	Custody Seal	Y or N	Received on Ice	Y or N	Samples Intact	Y or N
									Y		N		N

\*\*\*In order to maintain client confidentiality, location/name of the sampling site, sampler's name and signature may not be provided on this COC document. This chain of custody is considered complete as is since this information is available in the owner laboratory.



Sample Condition Upon Receipt

30168030

Client Name: Pace KS

Project # \_\_\_\_\_

Courier:  Fed Ex  UPS  USPS  Client  Commercial  Pace Other \_\_\_\_\_

Tracking #: 1650881626540

Custody Seal on Cooler/Box Present:  yes  no Seals intact:  yes  no Biological Tissue Is Frozen: Yes No

Packing Material: Bubble Wrap \_\_\_\_\_ Bubble Bags (None) Other \_\_\_\_\_

Thermometer Used NA Type of Ice: Wet Blue (None)  Samples on Ice, cooling process has begun

Cooler Temp.: Observed Temp.: NA °C Correction Factor: \_\_\_\_\_ °C Final Temp: \_\_\_\_\_ °C

Date and Initials of person examining contents: AK 12/15/15

Temp should be above freezing to 6°C

Comments:

Chain of Custody Present:	<input checked="" type="checkbox"/> Yes <input type="checkbox"/> No <input type="checkbox"/> N/A	1
Chain of Custody Filled Out:	<input checked="" type="checkbox"/> Yes <input type="checkbox"/> No <input type="checkbox"/> N/A	2.
Chain of Custody Relinquished:	<input checked="" type="checkbox"/> Yes <input type="checkbox"/> No <input type="checkbox"/> N/A	3.
Sampler Name & Signature on COC:	<input type="checkbox"/> Yes <input checked="" type="checkbox"/> No <input type="checkbox"/> N/A	4.
Samples Arrived within Hold Time:	<input checked="" type="checkbox"/> Yes <input type="checkbox"/> No <input type="checkbox"/> N/A	5.
Short Hold Time Analysis (<72hr):	<input type="checkbox"/> Yes <input checked="" type="checkbox"/> No <input type="checkbox"/> N/A	6.
Rush Turn Around Time Requested:	<input type="checkbox"/> Yes <input checked="" type="checkbox"/> No <input type="checkbox"/> N/A	7.
Sufficient Volume:	<input checked="" type="checkbox"/> Yes <input type="checkbox"/> No <input type="checkbox"/> N/A	8.
Correct Containers Used:	<input checked="" type="checkbox"/> Yes <input type="checkbox"/> No <input type="checkbox"/> N/A	9.
-Pace Containers Used:	<input checked="" type="checkbox"/> Yes <input type="checkbox"/> No <input type="checkbox"/> N/A	
Containers Intact:	<input checked="" type="checkbox"/> Yes <input type="checkbox"/> No <input type="checkbox"/> N/A	10.
Filtered volume received for Dissolved tests	<input type="checkbox"/> Yes <input type="checkbox"/> No <input checked="" type="checkbox"/> N/A	11.
Sample Labels match COC:	<input checked="" type="checkbox"/> Yes <input type="checkbox"/> No <input type="checkbox"/> N/A	12.
-Includes date/time/ID/Analysis Matrix: <u>lot</u>		
All containers needing preservation have been checked.	<input checked="" type="checkbox"/> Yes <input type="checkbox"/> No <input type="checkbox"/> N/A	13.
All containers needing preservation are found to be in compliance with EPA recommendation.	<input checked="" type="checkbox"/> Yes <input type="checkbox"/> No <input type="checkbox"/> N/A	<u>PHCZ</u>
exceptions: VOA, coliform, TOC, O&G, Phenols	<input type="checkbox"/> Yes <input checked="" type="checkbox"/> No	Initial when completed <u>AK</u> Lot # of added preservative
Samples checked for dechlorination:	<input type="checkbox"/> Yes <input type="checkbox"/> No <input checked="" type="checkbox"/> N/A	14.
Headspace in VOA Vials (>6mm):	<input type="checkbox"/> Yes <input type="checkbox"/> No <input checked="" type="checkbox"/> N/A	15.
Trip Blank Present:	<input type="checkbox"/> Yes <input type="checkbox"/> No <input checked="" type="checkbox"/> N/A	16.
Trip Blank Custody Seals Present	<input type="checkbox"/> Yes <input type="checkbox"/> No <input checked="" type="checkbox"/> N/A	
Pace Trip Blank Lot # (if purchased):		

Client Notification/ Resolution: \_\_\_\_\_ Field Data Required? Y / N

Person Contacted: \_\_\_\_\_ Date/Time: \_\_\_\_\_

Comments/ Resolution: \_\_\_\_\_

Project Manager Review: Carino Santos Date: 12/16/15

Note: Whenever there is a discrepancy affecting North Carolina compliance samples, a copy of this form will be sent to the North Carolina DEHNR Certification Office (i.e. out of hold, incorrect preservative, out of temp, incorrect containers)



## A2 Round 2 Background Sampling, Analytical Laboratory Report



May 13, 2016

Meghan Blodgett  
SCS Engineers  
2830 Dairy Drive  
Madison, WI 53718


RE: Project: Alliant-Lansing/25216070  
Pace Project No.: 60218197

Dear Meghan Blodgett:

Enclosed are the analytical results for sample(s) received by the laboratory on May 03, 2016. The results relate only to the samples included in this report. Results reported herein conform to the most current TNI standards and the laboratory's Quality Assurance Manual, where applicable, unless otherwise noted in the body of the report.

If you have any questions concerning this report, please feel free to contact me.

Sincerely,



Trudy Gipson  
trudy.gipson@pacelabs.com  
Project Manager

Enclosures

cc: Tom Karwaski, SCS Engineers



## REPORT OF LABORATORY ANALYSIS

This report shall not be reproduced, except in full,  
without the written consent of Pace Analytical Services, Inc..



## CERTIFICATIONS

Project: Alliant-Lansing/25216070

Pace Project No.: 60218197

---

### **Kansas Certification IDs**

9608 Loiret Boulevard, Lenexa, KS 66219

WY STR Certification #: 2456.01

Arkansas Certification #: 15-016-0

Illinois Certification #: 003097

Iowa Certification #: 118

Kansas/NELAP Certification #: E-10116

Louisiana Certification #: 03055

Nevada Certification #: KS000212008A

Oklahoma Certification #: 9205/9935

Texas Certification #: T104704407

Utah Certification #: KS00021

Kansas Field Laboratory Accreditation: # E-92587

---

## REPORT OF LABORATORY ANALYSIS

This report shall not be reproduced, except in full,  
without the written consent of Pace Analytical Services, Inc..

## SAMPLE SUMMARY

Project: Alliant-Lansing/25216070

Pace Project No.: 60218197

Lab ID	Sample ID	Matrix	Date Collected	Date Received
60218197001	MW-6	Water	04/29/16 10:15	05/03/16 08:30
60218197002	MW-20	Water	04/29/16 12:40	05/03/16 08:30
60218197003	MW-301	Water	04/29/16 16:25	05/03/16 08:30
60218197004	MW-302	Water	04/29/16 15:35	05/03/16 08:30
60218197005	MW-303	Water	04/29/16 14:45	05/03/16 08:30
60218197006	FIELD BLANK	Water	04/29/16 17:10	05/03/16 08:30

## REPORT OF LABORATORY ANALYSIS

This report shall not be reproduced, except in full,  
without the written consent of Pace Analytical Services, Inc..

### SAMPLE ANALYTE COUNT

Project: Alliant-Lansing/25216070

Pace Project No.: 60218197

Lab ID	Sample ID	Method	Analysts	Analytes Reported	Laboratory
60218197001	MW-6	EPA 6010	SMW	3	PASI-K
		EPA 6020	JGP	11	PASI-K
		EPA 7470	NDJ	1	PASI-K
		SM 2540C	AGO	1	PASI-K
		EPA 9040	CRS	1	PASI-K
		EPA 9056	OL	3	PASI-K
60218197002	MW-20	EPA 6010	SMW	3	PASI-K
		EPA 6020	JGP	11	PASI-K
		EPA 7470	NDJ	1	PASI-K
		SM 2540C	AGO	1	PASI-K
		EPA 9040	CRS	1	PASI-K
		EPA 9056	OL	3	PASI-K
60218197003	MW-301	EPA 6010	SMW	3	PASI-K
		EPA 6020	JGP	11	PASI-K
		EPA 7470	NDJ	1	PASI-K
		SM 2540C	AGO	1	PASI-K
		EPA 9040	CRS	1	PASI-K
		EPA 9056	OL	3	PASI-K
60218197004	MW-302	EPA 6010	SMW	3	PASI-K
		EPA 6020	JGP	11	PASI-K
		EPA 7470	NDJ	1	PASI-K
		SM 2540C	AGO	1	PASI-K
		EPA 9040	CRS	1	PASI-K
		EPA 9056	OL	3	PASI-K
60218197005	MW-303	EPA 6010	SMW	3	PASI-K
		EPA 6020	JGP	11	PASI-K
		EPA 7470	NDJ	1	PASI-K
		SM 2540C	AGO	1	PASI-K
		EPA 9040	CRS	1	PASI-K
		EPA 9056	OL	3	PASI-K
60218197006	FIELD BLANK	EPA 6010	SMW	3	PASI-K
		EPA 6020	JGP	11	PASI-K
		EPA 7470	NDJ	1	PASI-K
		SM 2540C	AGO	1	PASI-K
		EPA 9040	CRS	1	PASI-K
		EPA 9056	OL	3	PASI-K

### REPORT OF LABORATORY ANALYSIS

This report shall not be reproduced, except in full,  
without the written consent of Pace Analytical Services, Inc..

## ANALYTICAL RESULTS

Project: Alliant-Lansing/25216070

Pace Project No.: 60218197

Sample: MW-6		Lab ID: 60218197001		Collected: 04/29/16 10:15	Received: 05/03/16 08:30	Matrix: Water			
Parameters	Results	Units	Report Limit	MDL	DF	Prepared	Analyzed	CAS No.	Qual
<b>6010 MET ICP</b>		Analytical Method: EPA 6010		Preparation Method: EPA 3010					
Boron	ND	ug/L	100	50.0	1	05/03/16 14:40	05/04/16 11:29	7440-42-8	
Calcium	<b>72.6</b>	mg/L	0.10	0.0081	1	05/03/16 14:40	05/04/16 11:29	7440-70-2	M1
Lithium	ND	ug/L	10.0	4.9	1	05/03/16 14:40	05/04/16 11:29	7439-93-2	
<b>6020 MET ICPMS</b>		Analytical Method: EPA 6020		Preparation Method: EPA 3010					
Antimony	ND	ug/L	1.0	0.058	1	05/03/16 14:40	05/10/16 14:44	7440-36-0	
Arsenic	<b>0.28J</b>	ug/L	1.0	0.10	1	05/03/16 14:40	05/10/16 14:44	7440-38-2	
Barium	<b>45.6</b>	ug/L	1.0	0.14	1	05/03/16 14:40	05/10/16 14:44	7440-39-3	
Beryllium	ND	ug/L	0.50	0.080	1	05/03/16 14:40	05/10/16 14:44	7440-41-7	
Cadmium	ND	ug/L	0.50	0.029	1	05/03/16 14:40	05/10/16 14:44	7440-43-9	
Chromium	<b>0.82J</b>	ug/L	1.0	0.34	1	05/03/16 14:40	05/10/16 14:44	7440-47-3	
Cobalt	ND	ug/L	1.0	0.50	1	05/03/16 14:40	05/10/16 14:44	7440-48-4	
Lead	ND	ug/L	1.0	0.19	1	05/03/16 14:40	05/10/16 14:44	7439-92-1	
Molybdenum	<b>0.25J</b>	ug/L	1.0	0.10	1	05/03/16 14:40	05/10/16 14:44	7439-98-7	
Selenium	<b>0.57J</b>	ug/L	1.0	0.18	1	05/03/16 14:40	05/10/16 14:44	7782-49-2	
Thallium	ND	ug/L	1.0	0.50	1	05/03/16 14:40	05/10/16 14:44	7440-28-0	
<b>7470 Mercury</b>		Analytical Method: EPA 7470		Preparation Method: EPA 7470					
Mercury	ND	ug/L	0.20	0.039	1	05/10/16 09:45	05/10/16 13:27	7439-97-6	
<b>2540C Total Dissolved Solids</b>		Analytical Method: SM 2540C							
Total Dissolved Solids	<b>328</b>	mg/L	5.0	5.0	1		05/05/16 14:09		
<b>9040 pH</b>		Analytical Method: EPA 9040							
pH	<b>7.7</b>	Std. Units	0.10	0.10	1		05/12/16 15:00		H6
<b>9056 IC Anions</b>		Analytical Method: EPA 9056							
Chloride	<b>7.6</b>	mg/L	1.0	0.50	1		05/04/16 11:00	16887-00-6	
Fluoride	<b>0.15J</b>	mg/L	0.20	0.073	1		05/04/16 11:00	16984-48-8	
Sulfate	<b>22.2</b>	mg/L	2.0	0.50	2		05/04/16 15:26	14808-79-8	

### REPORT OF LABORATORY ANALYSIS

This report shall not be reproduced, except in full,  
without the written consent of Pace Analytical Services, Inc..

## ANALYTICAL RESULTS

Project: Alliant-Lansing/25216070

Pace Project No.: 60218197

Sample: MW-20		Lab ID: 60218197002		Collected: 04/29/16 12:40		Received: 05/03/16 08:30		Matrix: Water	
Parameters	Results	Units	Report Limit	MDL	DF	Prepared	Analyzed	CAS No.	Qual
<b>6010 MET ICP</b>		Analytical Method: EPA 6010		Preparation Method: EPA 3010					
Boron	<b>3400</b>	ug/L	100	50.0	1	05/03/16 14:40	05/04/16 11:43	7440-42-8	
Calcium	<b>145</b>	mg/L	0.10	0.0081	1	05/03/16 14:40	05/04/16 11:43	7440-70-2	
Lithium	ND	ug/L	10.0	4.9	1	05/03/16 14:40	05/04/16 11:43	7439-93-2	
<b>6020 MET ICPMS</b>		Analytical Method: EPA 6020		Preparation Method: EPA 3010					
Antimony	ND	ug/L	1.0	0.058	1	05/03/16 14:40	05/10/16 14:49	7440-36-0	
Arsenic	<b>5.4</b>	ug/L	1.0	0.10	1	05/03/16 14:40	05/10/16 14:49	7440-38-2	
Barium	<b>68.9</b>	ug/L	1.0	0.14	1	05/03/16 14:40	05/10/16 14:49	7440-39-3	
Beryllium	ND	ug/L	0.50	0.080	1	05/03/16 14:40	05/10/16 14:49	7440-41-7	
Cadmium	ND	ug/L	0.50	0.029	1	05/03/16 14:40	05/10/16 14:49	7440-43-9	
Chromium	ND	ug/L	1.0	0.34	1	05/03/16 14:40	05/10/16 14:49	7440-47-3	
Cobalt	<b>1.0</b>	ug/L	1.0	0.50	1	05/03/16 14:40	05/10/16 14:49	7440-48-4	
Lead	ND	ug/L	1.0	0.19	1	05/03/16 14:40	05/10/16 14:49	7439-92-1	
Molybdenum	<b>65.5</b>	ug/L	1.0	0.10	1	05/03/16 14:40	05/10/16 14:49	7439-98-7	
Selenium	<b>15.0</b>	ug/L	1.0	0.18	1	05/03/16 14:40	05/10/16 14:49	7782-49-2	
Thallium	ND	ug/L	1.0	0.50	1	05/03/16 14:40	05/10/16 14:49	7440-28-0	
<b>7470 Mercury</b>		Analytical Method: EPA 7470		Preparation Method: EPA 7470					
Mercury	ND	ug/L	0.20	0.039	1	05/10/16 09:45	05/10/16 13:37	7439-97-6	
<b>2540C Total Dissolved Solids</b>		Analytical Method: SM 2540C							
Total Dissolved Solids	<b>811</b>	mg/L	5.0	5.0	1		05/05/16 14:10		
<b>9040 pH</b>		Analytical Method: EPA 9040							
pH	<b>7.8</b>	Std. Units	0.10	0.10	1		05/12/16 15:00		H6
<b>9056 IC Anions</b>		Analytical Method: EPA 9056							
Chloride	<b>2.9</b>	mg/L	1.0	0.50	1		05/04/16 12:53	16887-00-6	
Fluoride	<b>0.51</b>	mg/L	0.20	0.073	1		05/04/16 12:53	16984-48-8	
Sulfate	<b>346</b>	mg/L	50.0	12.4	50		05/04/16 15:57	14808-79-8	

## REPORT OF LABORATORY ANALYSIS

This report shall not be reproduced, except in full,  
without the written consent of Pace Analytical Services, Inc..

## ANALYTICAL RESULTS

Project: Alliant-Lansing/25216070

Pace Project No.: 60218197

Sample: MW-301		Lab ID: 60218197003		Collected: 04/29/16 16:25	Received: 05/03/16 08:30	Matrix: Water			
Parameters	Results	Units	Report Limit	MDL	DF	Prepared	Analyzed	CAS No.	Qual
<b>6010 MET ICP</b>		Analytical Method: EPA 6010		Preparation Method: EPA 3010					
Boron	<b>436</b>	ug/L	100	50.0	1	05/03/16 14:40	05/04/16 11:47	7440-42-8	
Calcium	<b>39.1</b>	mg/L	0.10	0.0081	1	05/03/16 14:40	05/04/16 11:47	7440-70-2	
Lithium	<b>5.3J</b>	ug/L	10.0	4.9	1	05/03/16 14:40	05/04/16 11:47	7439-93-2	
<b>6020 MET ICPMS</b>		Analytical Method: EPA 6020		Preparation Method: EPA 3010					
Antimony	<b>0.086J</b>	ug/L	1.0	0.058	1	05/03/16 14:40	05/10/16 15:02	7440-36-0	
Arsenic	<b>2.3</b>	ug/L	1.0	0.10	1	05/03/16 14:40	05/10/16 15:02	7440-38-2	
Barium	<b>139</b>	ug/L	1.0	0.14	1	05/03/16 14:40	05/10/16 15:02	7440-39-3	
Beryllium	ND	ug/L	0.50	0.080	1	05/03/16 14:40	05/10/16 15:02	7440-41-7	
Cadmium	ND	ug/L	0.50	0.029	1	05/03/16 14:40	05/10/16 15:02	7440-43-9	
Chromium	ND	ug/L	1.0	0.34	1	05/03/16 14:40	05/10/16 15:02	7440-47-3	
Cobalt	ND	ug/L	1.0	0.50	1	05/03/16 14:40	05/10/16 15:02	7440-48-4	
Lead	ND	ug/L	1.0	0.19	1	05/03/16 14:40	05/10/16 15:02	7439-92-1	
Molybdenum	<b>5.5</b>	ug/L	1.0	0.10	1	05/03/16 14:40	05/10/16 15:02	7439-98-7	
Selenium	ND	ug/L	1.0	0.18	1	05/03/16 14:40	05/10/16 15:02	7782-49-2	
Thallium	ND	ug/L	1.0	0.50	1	05/03/16 14:40	05/10/16 15:02	7440-28-0	
<b>7470 Mercury</b>		Analytical Method: EPA 7470		Preparation Method: EPA 7470					
Mercury	ND	ug/L	0.20	0.039	1	05/10/16 09:45	05/10/16 13:39	7439-97-6	
<b>2540C Total Dissolved Solids</b>		Analytical Method: SM 2540C							
Total Dissolved Solids	<b>176</b>	mg/L	5.0	5.0	1		05/05/16 14:10		
<b>9040 pH</b>		Analytical Method: EPA 9040							
pH	<b>8.0</b>	Std. Units	0.10	0.10	1		05/12/16 15:00		H6
<b>9056 IC Anions</b>		Analytical Method: EPA 9056							
Chloride	<b>18.5</b>	mg/L	2.0	1.0	2		05/04/16 16:12	16887-00-6	
Fluoride	<b>0.32</b>	mg/L	0.20	0.073	1		05/04/16 13:08	16984-48-8	
Sulfate	<b>38.8</b>	mg/L	5.0	1.2	5		05/04/16 16:27	14808-79-8	

## REPORT OF LABORATORY ANALYSIS

This report shall not be reproduced, except in full,  
without the written consent of Pace Analytical Services, Inc..

## ANALYTICAL RESULTS

Project: Alliant-Lansing/25216070

Pace Project No.: 60218197

**Sample: MW-302**      **Lab ID: 60218197004**      Collected: 04/29/16 15:35      Received: 05/03/16 08:30      Matrix: Water

Parameters	Results	Units	Report			Prepared	Analyzed	CAS No.	Qual
			Limit	MDL	DF				
<b>6010 MET ICP</b>		Analytical Method: EPA 6010      Preparation Method: EPA 3010							
Boron	<b>468</b>	ug/L	100	50.0	1	05/03/16 14:40	05/04/16 11:51	7440-42-8	
Calcium	<b>96.5</b>	mg/L	0.10	0.0081	1	05/03/16 14:40	05/04/16 11:51	7440-70-2	
Lithium	ND	ug/L	10.0	4.9	1	05/03/16 14:40	05/04/16 11:51	7439-93-2	
<b>6020 MET ICPMS</b>		Analytical Method: EPA 6020      Preparation Method: EPA 3010							
Antimony	ND	ug/L	1.0	0.058	1	05/03/16 14:40	05/10/16 15:06	7440-36-0	
Arsenic	<b>30.4</b>	ug/L	1.0	0.10	1	05/03/16 14:40	05/10/16 15:06	7440-38-2	
Barium	<b>479</b>	ug/L	1.0	0.14	1	05/03/16 14:40	05/10/16 15:06	7440-39-3	
Beryllium	ND	ug/L	0.50	0.080	1	05/03/16 14:40	05/10/16 15:06	7440-41-7	
Cadmium	ND	ug/L	0.50	0.029	1	05/03/16 14:40	05/10/16 15:06	7440-43-9	
Chromium	<b>0.56J</b>	ug/L	1.0	0.34	1	05/03/16 14:40	05/10/16 15:06	7440-47-3	
Cobalt	<b>1.1</b>	ug/L	1.0	0.50	1	05/03/16 14:40	05/10/16 15:06	7440-48-4	
Lead	ND	ug/L	1.0	0.19	1	05/03/16 14:40	05/10/16 15:06	7439-92-1	
Molybdenum	<b>0.81J</b>	ug/L	1.0	0.10	1	05/03/16 14:40	05/10/16 15:06	7439-98-7	
Selenium	<b>0.20J</b>	ug/L	1.0	0.18	1	05/03/16 14:40	05/10/16 15:06	7782-49-2	
Thallium	ND	ug/L	1.0	0.50	1	05/03/16 14:40	05/10/16 15:06	7440-28-0	
<b>7470 Mercury</b>		Analytical Method: EPA 7470      Preparation Method: EPA 7470							
Mercury	ND	ug/L	0.20	0.039	1	05/10/16 09:45	05/10/16 13:41	7439-97-6	
<b>2540C Total Dissolved Solids</b>		Analytical Method: SM 2540C							
Total Dissolved Solids	<b>422</b>	mg/L	5.0	5.0	1		05/05/16 14:10		
<b>9040 pH</b>		Analytical Method: EPA 9040							
pH	<b>7.2</b>	Std. Units	0.10	0.10	1		05/12/16 15:00		H6
<b>9056 IC Anions</b>		Analytical Method: EPA 9056							
Chloride	<b>14.9</b>	mg/L	1.0	0.50	1		05/04/16 13:24	16887-00-6	
Fluoride	<b>0.28</b>	mg/L	0.20	0.073	1		05/04/16 13:24	16984-48-8	
Sulfate	<b>0.72J</b>	mg/L	1.0	0.25	1		05/04/16 13:24	14808-79-8	

### REPORT OF LABORATORY ANALYSIS

This report shall not be reproduced, except in full,  
without the written consent of Pace Analytical Services, Inc..

## ANALYTICAL RESULTS

Project: Alliant-Lansing/25216070

Pace Project No.: 60218197

**Sample: MW-303**      **Lab ID: 60218197005**      Collected: 04/29/16 14:45      Received: 05/03/16 08:30      Matrix: Water

Parameters	Results	Units	Report			Prepared	Analyzed	CAS No.	Qual
			Limit	MDL	DF				
<b>6010 MET ICP</b> Analytical Method: EPA 6010      Preparation Method: EPA 3010									
Boron	<b>178</b>	ug/L	100	50.0	1	05/03/16 14:40	05/04/16 12:02	7440-42-8	
Calcium	<b>48.6</b>	mg/L	0.10	0.0081	1	05/03/16 14:40	05/04/16 12:02	7440-70-2	
Lithium	<b>6.2J</b>	ug/L	10.0	4.9	1	05/03/16 14:40	05/04/16 12:02	7439-93-2	
<b>6020 MET ICPMS</b> Analytical Method: EPA 6020      Preparation Method: EPA 3010									
Antimony	<b>0.27J</b>	ug/L	1.0	0.058	1	05/03/16 14:40	05/10/16 15:10	7440-36-0	
Arsenic	<b>1.4</b>	ug/L	1.0	0.10	1	05/03/16 14:40	05/10/16 15:10	7440-38-2	
Barium	<b>122</b>	ug/L	1.0	0.14	1	05/03/16 14:40	05/10/16 15:10	7440-39-3	
Beryllium	ND	ug/L	0.50	0.080	1	05/03/16 14:40	05/10/16 15:10	7440-41-7	
Cadmium	ND	ug/L	0.50	0.029	1	05/03/16 14:40	05/10/16 15:10	7440-43-9	
Chromium	<b>0.52J</b>	ug/L	1.0	0.34	1	05/03/16 14:40	05/10/16 15:10	7440-47-3	
Cobalt	ND	ug/L	1.0	0.50	1	05/03/16 14:40	05/10/16 15:10	7440-48-4	
Lead	ND	ug/L	1.0	0.19	1	05/03/16 14:40	05/10/16 15:10	7439-92-1	
Molybdenum	<b>5.0</b>	ug/L	1.0	0.10	1	05/03/16 14:40	05/10/16 15:10	7439-98-7	
Selenium	<b>1.2</b>	ug/L	1.0	0.18	1	05/03/16 14:40	05/10/16 15:10	7782-49-2	
Thallium	ND	ug/L	1.0	0.50	1	05/03/16 14:40	05/10/16 15:10	7440-28-0	
<b>7470 Mercury</b> Analytical Method: EPA 7470      Preparation Method: EPA 7470									
Mercury	ND	ug/L	0.20	0.039	1	05/10/16 09:45	05/10/16 13:44	7439-97-6	
<b>2540C Total Dissolved Solids</b> Analytical Method: SM 2540C									
Total Dissolved Solids	<b>200</b>	mg/L	5.0	5.0	1		05/05/16 14:11		
<b>9040 pH</b> Analytical Method: EPA 9040									
pH	<b>8.0</b>	Std. Units	0.10	0.10	1		05/12/16 15:00		H6
<b>9056 IC Anions</b> Analytical Method: EPA 9056									
Chloride	<b>16.8</b>	mg/L	1.0	0.50	1		05/04/16 13:39	16887-00-6	
Fluoride	<b>0.32</b>	mg/L	0.20	0.073	1		05/04/16 13:39	16984-48-8	
Sulfate	<b>35.8</b>	mg/L	5.0	1.2	5		05/04/16 16:42	14808-79-8	

### REPORT OF LABORATORY ANALYSIS

This report shall not be reproduced, except in full,  
without the written consent of Pace Analytical Services, Inc..



### ANALYTICAL RESULTS

Project: Alliant-Lansing/25216070

Pace Project No.: 60218197

Sample: FIELD BLANK      Lab ID: 60218197006      Collected: 04/29/16 17:10      Received: 05/03/16 08:30      Matrix: Water									
Parameters	Results	Units	Report Limit	MDL	DF	Prepared	Analyzed	CAS No.	Qual
<b>6010 MET ICP</b> Analytical Method: EPA 6010      Preparation Method: EPA 3010									
Boron	ND	ug/L	100	50.0	1	05/03/16 14:40	05/04/16 12:05	7440-42-8	
Calcium	<b>0.027J</b>	mg/L	0.10	0.0081	1	05/03/16 14:40	05/04/16 12:05	7440-70-2	B
Lithium	ND	ug/L	10.0	4.9	1	05/03/16 14:40	05/04/16 12:05	7439-93-2	
<b>6020 MET ICPMS</b> Analytical Method: EPA 6020      Preparation Method: EPA 3010									
Antimony	ND	ug/L	1.0	0.058	1	05/03/16 14:40	05/10/16 14:40	7440-36-0	
Arsenic	ND	ug/L	1.0	0.10	1	05/03/16 14:40	05/10/16 14:40	7440-38-2	
Barium	<b>0.20J</b>	ug/L	1.0	0.14	1	05/03/16 14:40	05/10/16 14:40	7440-39-3	B
Beryllium	ND	ug/L	0.50	0.080	1	05/03/16 14:40	05/10/16 14:40	7440-41-7	
Cadmium	ND	ug/L	0.50	0.029	1	05/03/16 14:40	05/10/16 14:40	7440-43-9	
Chromium	ND	ug/L	1.0	0.34	1	05/03/16 14:40	05/10/16 14:40	7440-47-3	
Cobalt	ND	ug/L	1.0	0.50	1	05/03/16 14:40	05/10/16 14:40	7440-48-4	
Lead	ND	ug/L	1.0	0.19	1	05/03/16 14:40	05/10/16 14:40	7439-92-1	
Molybdenum	ND	ug/L	1.0	0.10	1	05/03/16 14:40	05/10/16 14:40	7439-98-7	
Selenium	ND	ug/L	1.0	0.18	1	05/03/16 14:40	05/10/16 14:40	7782-49-2	
Thallium	ND	ug/L	1.0	0.50	1	05/03/16 14:40	05/10/16 14:40	7440-28-0	
<b>7470 Mercury</b> Analytical Method: EPA 7470      Preparation Method: EPA 7470									
Mercury	ND	ug/L	0.20	0.039	1	05/10/16 09:45	05/10/16 13:46	7439-97-6	
<b>2540C Total Dissolved Solids</b> Analytical Method: SM 2540C									
Total Dissolved Solids	<b>9.0</b>	mg/L	5.0	5.0	1		05/05/16 14:11		
<b>9040 pH</b> Analytical Method: EPA 9040									
pH	<b>7.2</b>	Std. Units	0.10	0.10	1		05/12/16 15:00		H6
<b>9056 IC Anions</b> Analytical Method: EPA 9056									
Chloride	ND	mg/L	1.0	0.50	1		05/04/16 13:54	16887-00-6	
Fluoride	ND	mg/L	0.20	0.073	1		05/04/16 13:54	16984-48-8	
Sulfate	ND	mg/L	1.0	0.25	1		05/04/16 13:54	14808-79-8	

### REPORT OF LABORATORY ANALYSIS

This report shall not be reproduced, except in full,  
without the written consent of Pace Analytical Services, Inc..

### QUALITY CONTROL DATA

Project: Alliant-Lansing/25216070

Pace Project No.: 60218197

QC Batch: MERP/10588

Analysis Method: EPA 7470

QC Batch Method: EPA 7470

Analysis Description: 7470 Mercury

Associated Lab Samples: 60218197001, 60218197002, 60218197003, 60218197004, 60218197005, 60218197006

METHOD BLANK: 1755264

Matrix: Water

Associated Lab Samples: 60218197001, 60218197002, 60218197003, 60218197004, 60218197005, 60218197006

Parameter	Units	Blank Result	Reporting Limit	MDL	Analyzed	Qualifiers
Mercury	ug/L	ND	0.20	0.039	05/10/16 13:22	

LABORATORY CONTROL SAMPLE: 1755265

Parameter	Units	Spike Conc.	LCS Result	LCS % Rec	% Rec Limits	Qualifiers
Mercury	ug/L	5	5.0	100	80-120	

MATRIX SPIKE & MATRIX SPIKE DUPLICATE: 1755266 1755267

Parameter	Units	60218197001 Result	MS Spike Conc.	MSD Spike Conc.	MS Result	MSD Result	MS % Rec	MSD % Rec	% Rec Limits	RPD	Max RPD	Qual
Mercury	ug/L	ND	5	5	4.9	5.0	98	100	75-125	2	20	

Results presented on this page are in the units indicated by the "Units" column except where an alternate unit is presented to the right of the result.

### REPORT OF LABORATORY ANALYSIS

This report shall not be reproduced, except in full,  
without the written consent of Pace Analytical Services, Inc..

### QUALITY CONTROL DATA

Project: Alliant-Lansing/25216070

Pace Project No.: 60218197

QC Batch: MPRP/35754 Analysis Method: EPA 6010  
 QC Batch Method: EPA 3010 Analysis Description: 6010 MET  
 Associated Lab Samples: 60218197001, 60218197002, 60218197003, 60218197004, 60218197005, 60218197006

METHOD BLANK: 1750978 Matrix: Water  
 Associated Lab Samples: 60218197001, 60218197002, 60218197003, 60218197004, 60218197005, 60218197006

Parameter	Units	Blank Result	Reporting Limit	MDL	Analyzed	Qualifiers
Boron	ug/L	ND	100	50.0	05/04/16 11:22	
Calcium	mg/L	0.022J	0.10	0.0081	05/04/16 11:22	
Lithium	ug/L	ND	10.0	4.9	05/04/16 11:22	

LABORATORY CONTROL SAMPLE: 1750979

Parameter	Units	Spike Conc.	LCS Result	LCS % Rec	% Rec Limits	Qualifiers
Boron	ug/L	1000	991	99	80-120	
Calcium	mg/L	10	9.9	99	80-120	
Lithium	ug/L	1000	1010	101	80-120	

MATRIX SPIKE & MATRIX SPIKE DUPLICATE: 1750980 1750981

Parameter	Units	60218197001 Result	MS		MSD		% Rec		% Rec Limits	RPD	Max RPD	Qual
			Spike Conc.	MS Result	MSD Result	% Rec	% Rec					
Boron	ug/L	ND	1000	1000	1010	1010	98	98	75-125	0	20	
Calcium	mg/L	72.6	10	10	79.2	81.3	67	87	75-125	3	20	M1
Lithium	ug/L	ND	1000	1000	998	1000	100	100	75-125	0	20	

Results presented on this page are in the units indicated by the "Units" column except where an alternate unit is presented to the right of the result.

### REPORT OF LABORATORY ANALYSIS

This report shall not be reproduced, except in full,  
without the written consent of Pace Analytical Services, Inc..

### QUALITY CONTROL DATA

Project: Alliant-Lansing/25216070

Pace Project No.: 60218197

QC Batch: MPRP/35755 Analysis Method: EPA 6020  
 QC Batch Method: EPA 3010 Analysis Description: 6020 MET  
 Associated Lab Samples: 60218197001, 60218197002, 60218197003, 60218197004, 60218197005, 60218197006

METHOD BLANK: 1750982 Matrix: Water  
 Associated Lab Samples: 60218197001, 60218197002, 60218197003, 60218197004, 60218197005, 60218197006

Parameter	Units	Blank Result	Reporting Limit	MDL	Analyzed	Qualifiers
Antimony	ug/L	ND	1.0	0.058	05/10/16 14:31	
Arsenic	ug/L	ND	1.0	0.10	05/10/16 14:31	
Barium	ug/L	0.33J	1.0	0.14	05/10/16 14:31	
Beryllium	ug/L	ND	0.50	0.080	05/10/16 14:31	
Cadmium	ug/L	ND	0.50	0.029	05/10/16 14:31	
Chromium	ug/L	ND	1.0	0.34	05/10/16 14:31	
Cobalt	ug/L	ND	1.0	0.50	05/10/16 14:31	
Lead	ug/L	ND	1.0	0.19	05/10/16 14:31	
Molybdenum	ug/L	ND	1.0	0.10	05/10/16 14:31	
Selenium	ug/L	ND	1.0	0.18	05/10/16 14:31	
Thallium	ug/L	ND	1.0	0.50	05/10/16 14:31	

LABORATORY CONTROL SAMPLE: 1750983

Parameter	Units	Spike Conc.	LCS Result	LCS % Rec	% Rec Limits	Qualifiers
Antimony	ug/L	40	37.7	94	80-120	
Arsenic	ug/L	40	37.8	94	80-120	
Barium	ug/L	40	37.3	93	80-120	
Beryllium	ug/L	40	37.2	93	80-120	
Cadmium	ug/L	40	37.4	93	80-120	
Chromium	ug/L	40	38.4	96	80-120	
Cobalt	ug/L	40	37.8	95	80-120	
Lead	ug/L	40	37.6	94	80-120	
Molybdenum	ug/L	40	40.2	100	80-120	
Selenium	ug/L	40	37.9	95	80-120	
Thallium	ug/L	40	35.7	89	80-120	

MATRIX SPIKE & MATRIX SPIKE DUPLICATE: 1750984 1750985

Parameter	Units	MS		MSD		MS % Rec	MSD % Rec	% Rec Limits	RPD	Max RPD	Qual	
		Spike Conc.	Result	Spike Conc.	Result							
Antimony	ug/L	ND	40	40	42.5	43.5	106	109	75-125	2	20	
Arsenic	ug/L	5.4	40	40	47.8	49.3	106	110	75-125	3	20	
Barium	ug/L	68.9	40	40	110	110	102	103	75-125	1	20	
Beryllium	ug/L	ND	40	40	36.8	36.3	92	91	75-125	1	20	
Cadmium	ug/L	ND	40	40	39.6	39.7	99	99	75-125	0	20	
Chromium	ug/L	ND	40	40	40.9	41.1	102	102	75-125	1	20	
Cobalt	ug/L	1.0	40	40	40.5	40.4	99	98	75-125	0	20	

Results presented on this page are in the units indicated by the "Units" column except where an alternate unit is presented to the right of the result.

### REPORT OF LABORATORY ANALYSIS

This report shall not be reproduced, except in full,  
without the written consent of Pace Analytical Services, Inc..

### QUALITY CONTROL DATA

Project: Alliant-Lansing/25216070

Pace Project No.: 60218197

Parameter	Units	60218197002		1750984		1750985		% Rec	% Rec	% Rec	% Rec	Limits	RPD	RPD	Qual
		Result	MS Spike Conc.	MSD Spike Conc.	MS Result	MSD Result	MS % Rec								
Lead	ug/L	ND	40	40	41.0	40.9	102	102	75-125	0	20				
Molybdenum	ug/L	65.5	40	40	110	110	112	111	75-125	0	20				
Selenium	ug/L	15.0	40	40	52.0	53.8	93	97	75-125	3	20				
Thallium	ug/L	ND	40	40	39.5	39.3	99	98	75-125	0	20				

Results presented on this page are in the units indicated by the "Units" column except where an alternate unit is presented to the right of the result.

### REPORT OF LABORATORY ANALYSIS

This report shall not be reproduced, except in full,  
without the written consent of Pace Analytical Services, Inc..

### QUALITY CONTROL DATA

Project: Alliant-Lansing/25216070

Pace Project No.: 60218197

QC Batch: WET/61607

Analysis Method: SM 2540C

QC Batch Method: SM 2540C

Analysis Description: 2540C Total Dissolved Solids

Associated Lab Samples: 60218197001, 60218197002, 60218197003, 60218197004, 60218197005, 60218197006

METHOD BLANK: 1751919

Matrix: Water

Associated Lab Samples: 60218197001, 60218197002, 60218197003, 60218197004, 60218197005, 60218197006

Parameter	Units	Blank Result	Reporting Limit	MDL	Analyzed	Qualifiers
Total Dissolved Solids	mg/L	ND	5.0	5.0	05/05/16 14:08	

LABORATORY CONTROL SAMPLE: 1751920

Parameter	Units	Spike Conc.	LCS Result	LCS % Rec	% Rec Limits	Qualifiers
Total Dissolved Solids	mg/L	1000	994	99	80-120	

SAMPLE DUPLICATE: 1751921

Parameter	Units	60218221003 Result	Dup Result	RPD	Max RPD	Qualifiers
Total Dissolved Solids	mg/L	601	611	2	10	

SAMPLE DUPLICATE: 1751922

Parameter	Units	60218298004 Result	Dup Result	RPD	Max RPD	Qualifiers
Total Dissolved Solids	mg/L	1010	1020	1	10	

Results presented on this page are in the units indicated by the "Units" column except where an alternate unit is presented to the right of the result.

### REPORT OF LABORATORY ANALYSIS

This report shall not be reproduced, except in full,  
without the written consent of Pace Analytical Services, Inc..

### QUALITY CONTROL DATA

Project: Alliant-Lansing/25216070

Pace Project No.: 60218197

QC Batch: WET/61738

Analysis Method: EPA 9040

QC Batch Method: EPA 9040

Analysis Description: 9040 pH

Associated Lab Samples: 60218197001, 60218197002, 60218197003, 60218197004, 60218197005, 60218197006

SAMPLE DUPLICATE: 1757050

Parameter	Units	60218197001 Result	Dup Result	RPD	Max RPD	Qualifiers
pH	Std. Units	7.7	7.7	0	10	H6

Results presented on this page are in the units indicated by the "Units" column except where an alternate unit is presented to the right of the result.

### REPORT OF LABORATORY ANALYSIS

This report shall not be reproduced, except in full,  
without the written consent of Pace Analytical Services, Inc..

### QUALITY CONTROL DATA

Project: Alliant-Lansing/25216070

Pace Project No.: 60218197

QC Batch: WETA/39303 Analysis Method: EPA 9056  
 QC Batch Method: EPA 9056 Analysis Description: 9056 IC Anions  
 Associated Lab Samples: 60218197001, 60218197002, 60218197003, 60218197004, 60218197005, 60218197006

METHOD BLANK: 1751492 Matrix: Water  
 Associated Lab Samples: 60218197001, 60218197002, 60218197003, 60218197004, 60218197005, 60218197006

Parameter	Units	Blank Result	Reporting Limit	MDL	Analyzed	Qualifiers
Chloride	mg/L	ND	1.0	0.50	05/04/16 09:28	
Fluoride	mg/L	ND	0.20	0.073	05/04/16 09:28	
Sulfate	mg/L	ND	1.0	0.25	05/04/16 09:28	

LABORATORY CONTROL SAMPLE: 1751493

Parameter	Units	Spike Conc.	LCS Result	LCS % Rec	% Rec Limits	Qualifiers
Chloride	mg/L	5	4.6	91	80-120	
Fluoride	mg/L	2.5	2.3	92	80-120	
Sulfate	mg/L	5	4.7	95	80-120	

MATRIX SPIKE & MATRIX SPIKE DUPLICATE: 1751494 1751495

Parameter	Units	2035878001 Result	MS Spike Conc.	MSD Spike Conc.	MS Result	MSD Result	MS % Rec	MSD % Rec	% Rec Limits	RPD	Max RPD	Qual
Chloride	mg/L	1290	500	500	1830	1840	108	109	80-120	0	15	
Fluoride	mg/L	0.22	2.5	2.5	2.5	2.5	93	93	80-120	0	15	
Sulfate	mg/L	16.5	5	5	21.0	20.9	90	89	80-120	0	15	

SAMPLE DUPLICATE: 1751496

Parameter	Units	60218197001 Result	Dup Result	RPD	Max RPD	Qualifiers
Chloride	mg/L	7.6	7.5	1	15	
Fluoride	mg/L	0.15J	0.15J		15	
Sulfate	mg/L	22.2	23.0	4	15	

Results presented on this page are in the units indicated by the "Units" column except where an alternate unit is presented to the right of the result.

### REPORT OF LABORATORY ANALYSIS

This report shall not be reproduced, except in full,  
without the written consent of Pace Analytical Services, Inc..



## QUALIFIERS

Project: Alliant-Lansing/25216070

Pace Project No.: 60218197

---

### DEFINITIONS

DF - Dilution Factor, if reported, represents the factor applied to the reported data due to dilution of the sample aliquot.

ND - Not Detected at or above adjusted reporting limit.

J - Estimated concentration above the adjusted method detection limit and below the adjusted reporting limit.

MDL - Adjusted Method Detection Limit.

PQL - Practical Quantitation Limit.

RL - Reporting Limit.

S - Surrogate

1,2-Diphenylhydrazine decomposes to and cannot be separated from Azobenzene using Method 8270. The result for each analyte is a combined concentration.

Consistent with EPA guidelines, unrounded data are displayed and have been used to calculate % recovery and RPD values.

LCS(D) - Laboratory Control Sample (Duplicate)

MS(D) - Matrix Spike (Duplicate)

DUP - Sample Duplicate

RPD - Relative Percent Difference

NC - Not Calculable.

SG - Silica Gel - Clean-Up

U - Indicates the compound was analyzed for, but not detected.

N-Nitrosodiphenylamine decomposes and cannot be separated from Diphenylamine using Method 8270. The result reported for each analyte is a combined concentration.

Pace Analytical is TNI accredited. Contact your Pace PM for the current list of accredited analytes.

TNI - The NELAC Institute.

### LABORATORIES

PASI-K Pace Analytical Services - Kansas City

### ANALYTE QUALIFIERS

B Analyte was detected in the associated method blank.

H6 Analysis initiated outside of the 15 minute EPA required holding time.

M1 Matrix spike recovery exceeded QC limits. Batch accepted based on laboratory control sample (LCS) recovery.

## REPORT OF LABORATORY ANALYSIS

This report shall not be reproduced, except in full,  
without the written consent of Pace Analytical Services, Inc..

### QUALITY CONTROL DATA CROSS REFERENCE TABLE

Project: Alliant-Lansing/25216070

Pace Project No.: 60218197

Lab ID	Sample ID	QC Batch Method	QC Batch	Analytical Method	Analytical Batch
60218197001	MW-6	EPA 3010	MPRP/35754	EPA 6010	ICP/26132
60218197002	MW-20	EPA 3010	MPRP/35754	EPA 6010	ICP/26132
60218197003	MW-301	EPA 3010	MPRP/35754	EPA 6010	ICP/26132
60218197004	MW-302	EPA 3010	MPRP/35754	EPA 6010	ICP/26132
60218197005	MW-303	EPA 3010	MPRP/35754	EPA 6010	ICP/26132
60218197006	FIELD BLANK	EPA 3010	MPRP/35754	EPA 6010	ICP/26132
60218197001	MW-6	EPA 3010	MPRP/35755	EPA 6020	ICPM/4235
60218197002	MW-20	EPA 3010	MPRP/35755	EPA 6020	ICPM/4235
60218197003	MW-301	EPA 3010	MPRP/35755	EPA 6020	ICPM/4235
60218197004	MW-302	EPA 3010	MPRP/35755	EPA 6020	ICPM/4235
60218197005	MW-303	EPA 3010	MPRP/35755	EPA 6020	ICPM/4235
60218197006	FIELD BLANK	EPA 3010	MPRP/35755	EPA 6020	ICPM/4235
60218197001	MW-6	EPA 7470	MERP/10588	EPA 7470	MERC/10535
60218197002	MW-20	EPA 7470	MERP/10588	EPA 7470	MERC/10535
60218197003	MW-301	EPA 7470	MERP/10588	EPA 7470	MERC/10535
60218197004	MW-302	EPA 7470	MERP/10588	EPA 7470	MERC/10535
60218197005	MW-303	EPA 7470	MERP/10588	EPA 7470	MERC/10535
60218197006	FIELD BLANK	EPA 7470	MERP/10588	EPA 7470	MERC/10535
60218197001	MW-6	SM 2540C	WET/61607		
60218197002	MW-20	SM 2540C	WET/61607		
60218197003	MW-301	SM 2540C	WET/61607		
60218197004	MW-302	SM 2540C	WET/61607		
60218197005	MW-303	SM 2540C	WET/61607		
60218197006	FIELD BLANK	SM 2540C	WET/61607		
60218197001	MW-6	EPA 9040	WET/61738		
60218197002	MW-20	EPA 9040	WET/61738		
60218197003	MW-301	EPA 9040	WET/61738		
60218197004	MW-302	EPA 9040	WET/61738		
60218197005	MW-303	EPA 9040	WET/61738		
60218197006	FIELD BLANK	EPA 9040	WET/61738		
60218197001	MW-6	EPA 9056	WETA/39303		
60218197002	MW-20	EPA 9056	WETA/39303		
60218197003	MW-301	EPA 9056	WETA/39303		
60218197004	MW-302	EPA 9056	WETA/39303		
60218197005	MW-303	EPA 9056	WETA/39303		
60218197006	FIELD BLANK	EPA 9056	WETA/39303		

### REPORT OF LABORATORY ANALYSIS

This report shall not be reproduced, except in full,  
without the written consent of Pace Analytical Services, Inc..



**Sample Condition Upon Receipt**

**WO# : 60218197**  
  
 60218197

Client Name: SCS Eng.

Courier: FedEx  UPS  VIA  Clay  PEX  ECI  Pace  Other  Client

Tracking #: 7829 7093 2206 Pace Shipping Label Used? Yes  No

Custody Seal on Cooler/Box Present: Yes  No  Seals intact: Yes  No

Packing Material: Bubble Wrap  Bubble Bags  Foam  None  Other

Thermometer Used: CF +1.0 T-239 / ~~RF 0.0 T-262~~ Type of Ice: W6 Blue  None  Samples received on ice, cooling process has begun.

Cooler Temperature: 3.7

Date and initials of person examining contents: 5/3/16

Temperature should be above freezing to 6°C

Chain of Custody present:	<input checked="" type="checkbox"/> Yes <input type="checkbox"/> No <input type="checkbox"/> N/A	1.	
Chain of Custody filled out:	<input checked="" type="checkbox"/> Yes <input type="checkbox"/> No <input type="checkbox"/> N/A	2.	
Chain of Custody relinquished:	<input checked="" type="checkbox"/> Yes <input type="checkbox"/> No <input type="checkbox"/> N/A	3.	
Sampler name & signature on COC:	<input type="checkbox"/> Yes <input checked="" type="checkbox"/> No <input type="checkbox"/> N/A	4.	
Samples arrived within holding time:	<input checked="" type="checkbox"/> Yes <input type="checkbox"/> No <input type="checkbox"/> N/A	5.	
Short Hold Time analyses (<72hr):	<input checked="" type="checkbox"/> Yes <input type="checkbox"/> No <input type="checkbox"/> N/A	6. <u>PH</u>	
Rush Turn Around Time requested:	<input type="checkbox"/> Yes <input checked="" type="checkbox"/> No <input type="checkbox"/> N/A	7.	
Sufficient volume:	<input checked="" type="checkbox"/> Yes <input type="checkbox"/> No <input type="checkbox"/> N/A	8.	
Correct containers used:	<input checked="" type="checkbox"/> Yes <input type="checkbox"/> No <input type="checkbox"/> N/A	9.	
Pace containers used:	<input checked="" type="checkbox"/> Yes <input type="checkbox"/> No <input type="checkbox"/> N/A	9.	
Containers intact:	<input checked="" type="checkbox"/> Yes <input type="checkbox"/> No <input type="checkbox"/> N/A	10.	
Unpreserved 5035A soils frozen w/in 48hrs?	<input type="checkbox"/> Yes <input type="checkbox"/> No <input checked="" type="checkbox"/> N/A	11.	
Filtered volume received for dissolved tests?	<input type="checkbox"/> Yes <input checked="" type="checkbox"/> No <input type="checkbox"/> N/A	12.	
Sample labels match COC:	<input checked="" type="checkbox"/> Yes <input type="checkbox"/> No <input type="checkbox"/> N/A	13.	
Includes date/time/ID/analyses	Matrix: <u>WT</u>	13.	
All containers needing preservation have been checked.	<input checked="" type="checkbox"/> Yes <input type="checkbox"/> No <input type="checkbox"/> N/A	14.	
All containers needing preservation are found to be in compliance with EPA recommendation.	<input checked="" type="checkbox"/> Yes <input type="checkbox"/> No <input type="checkbox"/> N/A		
Exceptions: VOA, Coliform, O&G, WI-DRO (water)	<input type="checkbox"/> Yes <input checked="" type="checkbox"/> No	Initial when completed	Lot # of added preservative
Trip Blank present:	<input type="checkbox"/> Yes <input checked="" type="checkbox"/> No <input type="checkbox"/> N/A	15.	
Pace Trip Blank lot # (if purchased):		15.	
Headspace in VOA vials (>6mm):	<input type="checkbox"/> Yes <input type="checkbox"/> No <input checked="" type="checkbox"/> N/A	16.	
Project sampled in USDA Regulated Area:	<input type="checkbox"/> Yes <input type="checkbox"/> No <input checked="" type="checkbox"/> N/A	17. List State:	
Additional labels attached to 5035A vials in the field?	<input type="checkbox"/> Yes <input type="checkbox"/> No <input checked="" type="checkbox"/> N/A	18.	

Client Notification/ Resolution: Copy COC to Client? Y / N Field Data Required? Y / N

Person Contacted: \_\_\_\_\_ Date/Time: \_\_\_\_\_

Comments/ Resolution: \_\_\_\_\_

Project Manager Review: [Signature] Date: 5.3.16



# CHAIN-OF-CUSTODY / Analytical Request Document

The Chain-of-Custody is a LEGAL DOCUMENT. All relevant fields must be completed accurately.

Page: \_\_\_\_\_ of \_\_\_\_\_

<b>Section A</b> Required Client Information:		<b>Section B</b> Required Project Information:		<b>Section C</b> Invoice Information:	
Company: SCS Engineers	Report To: Meghan Blodgett	Company Name: SCS Engineers	Attention: Meghan Blodgett/Jess Valcheff	Address:	REGULATORY AGENCY
Address: 2830 Dairy Drive	Copy To: Tom Karwaski	Address:		NPDES <input type="checkbox"/> GROUND WATER <input type="checkbox"/> DRINKING WATER <input type="checkbox"/>	
Madison WI 53718	Purchase Order No.:	Pace Quote Reference:		UST <input type="checkbox"/> RCRA <input type="checkbox"/> OTHER <input type="checkbox"/>	
Email To: mblodgett@scsengineers.com	Project Name: Alliant-Lansing	Pace Project Manager:	Trudy Gipson 913-563-1405	Site Location	IA
Phone: 608-216-7362	Project Number: 25216070	Pace Profile #:	6696 Line 2	STATE:	
Requested Due Date/TAT:					

ITEM #	Valid Matrix Codes MATRIX CODE DRINKING WATER DW WATER WT WASTE WATER WW PRODUCT P SOIL/SOLID SL OIL OL WIPE WIP AIR AR OTHER OT TISSUE TS	MATRIX CODE (see valid codes to left)	SAMPLE TYPE (G=GRAB C=COMP)	COLLECTED		SAMPLE TEMP AT COLLECTION	# OF CONTAINERS	Preservatives	Analysis Test ↑	Requested Analysis Filtered (Y/N)	Residual Chlorine (Y/N)	Pace Project No./ Lab I.D.
				COMPOSITE START	COMPOSITE END/GRAB							
1	MW-6	WT	G	xxx	4/25/16	10:15	9.7	Unpreserved	H <sub>2</sub> SO <sub>4</sub>	Y	X	60218197
2	MW-20	WT	G	xxx	12:40	8.9	2	HNO <sub>3</sub>	X	X	X	60218197
3	MW-301	WT	G	xxx	16:25	8.9	2	NaOH	X	X	X	60218197
4	MW-302	WT	G	xxx	15:30	7.8	2	Methanol	X	X	X	60218197
5	MW-303	WT	G	xxx	14:45	6.7	2	Na <sub>2</sub> S <sub>2</sub> O <sub>3</sub>	X	X	X	60218197
6	FIELD BLANK	WT	G	xxx	V	17:10	2	HCl	X	X	X	60218197
7								Other				
8												
9												
10												
11												
12												

<b>ADDITIONAL COMMENTS</b>		RELINQUISHED BY / AFFILIATION	DATE	TIME	ACCEPTED BY / AFFILIATION	DATE	TIME	SAMPLE CONDITIONS
Ship To: 9608 Lorret Boulevard, Lenexa, KS 66219		Paul A. Gipson SCS	5/13/16	11:00	[Signature]	5/13/16	0830	Y Y Y
* Sp-As-Sa-Ba-Cd-Cr-Cu-Pb-Mo-Se-Tl								
SAMPLER NAME AND SIGNATURE		PRINT Name of SAMPLER:		DATE Signed (MM/DD/YY):		Temp in °C		Received on Ice (Y/N)
[Signature]						37		Cooler Sealed (Y/N)
								Samples Intact (Y/N)

\*Important Note: By signing this form you are accepting Pace's NET 30 day payment terms and agreeing to late charges of 1.5% per month for any invoices not paid within 30 days. F-ALL-Q-020rev 07, 15-Feb-2007

January 26, 2018

Meghan Blodgett  
SCS Engineers  
2830 Dairy Drive  
Madison, WI 53718

RE: Project: Alliant-Lansing/25216070  
Pace Project No.: 60218431

Dear Meghan Blodgett:


Enclosed are the analytical results for sample(s) received by the laboratory on May 05, 2016. The results relate only to the samples included in this report. Results reported herein conform to the most current, applicable TNI/NELAC standards and the laboratory's Quality Assurance Manual, where applicable, unless otherwise noted in the body of the report.

Revision 1 - This report replaces the June 2, 2016 report. This report has been reissued on January 25, 2018. In 2017, the process for calculating Total Radium concentration using results from individual Ra-226 and Ra-228 analyses was standardized. At the client's request, this project from 2016 has been revised to include a Total Radium concentration using the standardized method.

Amended Report, Revision 1 on 1/25/18, Total Radium Concentration

If you have any questions concerning this report, please feel free to contact me.

Sincerely,



Trudy Gipson  
trudy.gipson@pacelabs.com  
1(913)563-1405  
Project Manager

Enclosures

cc: Tom Karwaski, SCS Engineers

Kyle Kramer, SCS Engineers



## REPORT OF LABORATORY ANALYSIS

This report shall not be reproduced, except in full,  
without the written consent of Pace Analytical Services, LLC.

January 26, 2018  
Page 2

cc: Jeff Maxted, Alliant Energy



## **REPORT OF LABORATORY ANALYSIS**

This report shall not be reproduced, except in full,  
without the written consent of Pace Analytical Services, LLC.

## CERTIFICATIONS

Project: Alliant-Lansing/25216070

Pace Project No.: 60218431

---

### Pennsylvania Certification IDs

1638 Roseytown Rd Suites 2,3&4, Greensburg, PA 15601

L-A-B DOD-ELAP Accreditation #: L2417

Alabama Certification #: 41590

Arizona Certification #: AZ0734

Arkansas Certification

California Certification #: 04222CA

Colorado Certification

Connecticut Certification #: PH-0694

Delaware Certification

Florida/TNI Certification #: E87683

Georgia Certification #: C040

Guam Certification

Hawaii Certification

Idaho Certification

Illinois Certification

Indiana Certification

Iowa Certification #: 391

Kansas/TNI Certification #: E-10358

Kentucky Certification #: 90133

Louisiana DHH/TNI Certification #: LA140008

Louisiana DEQ/TNI Certification #: 4086

Maine Certification #: PA00091

Maryland Certification #: 308

Massachusetts Certification #: M-PA1457

Michigan/PADEP Certification

Missouri Certification #: 235

Montana Certification #: Cert 0082

Nebraska Certification #: NE-05-29-14

Nevada Certification #: PA014572015-1

New Hampshire/TNI Certification #: 2976

New Jersey/TNI Certification #: PA 051

New Mexico Certification #: PA01457

New York/TNI Certification #: 10888

North Carolina Certification #: 42706

North Dakota Certification #: R-190

Oregon/TNI Certification #: PA200002

Pennsylvania/TNI Certification #: 65-00282

Puerto Rico Certification #: PA01457

Rhode Island Certification #: 65-00282

South Dakota Certification

Tennessee Certification #: TN2867

Texas/TNI Certification #: T104704188-14-8

Utah/TNI Certification #: PA014572015-5

USDA Soil Permit #: P330-14-00213

Vermont Dept. of Health: ID# VT-0282

Virgin Island/PADEP Certification

Virginia/VELAP Certification #: 460198

Washington Certification #: C868

West Virginia DEP Certification #: 143

West Virginia DHHR Certification #: 9964C

Wisconsin Certification

Wyoming Certification #: 8TMS-L

---

## REPORT OF LABORATORY ANALYSIS

This report shall not be reproduced, except in full,  
without the written consent of Pace Analytical Services, LLC.

## SAMPLE SUMMARY

Project: Alliant-Lansing/25216070

Pace Project No.: 60218431

Lab ID	Sample ID	Matrix	Date Collected	Date Received
60218431001	MW-6	Water	04/29/16 10:15	05/05/16 09:25
60218431002	MW-20	Water	04/29/16 12:40	05/05/16 09:25
60218431003	MW-301	Water	04/29/16 16:25	05/05/16 09:25
60218431004	MW-302	Water	04/29/16 15:30	05/05/16 09:25
60218431005	MW-303	Water	04/29/16 14:45	05/05/16 09:25
60218431006	FIELD BLANK	Water	04/29/16 17:10	05/05/16 09:25

## REPORT OF LABORATORY ANALYSIS

This report shall not be reproduced, except in full,  
without the written consent of Pace Analytical Services, LLC.



### SAMPLE ANALYTE COUNT

Project: Alliant-Lansing/25216070

Pace Project No.: 60218431

Lab ID	Sample ID	Method	Analysts	Analytes Reported	Laboratory
60218431001	MW-6	EPA 903.1	WRR	1	PASI-PA
		EPA 904.0	JLW	1	PASI-PA
		Total Radium Calculation	CMC	1	PASI-PA
60218431002	MW-20	EPA 903.1	WRR	1	PASI-PA
		EPA 904.0	JLW	1	PASI-PA
		Total Radium Calculation	CMC	1	PASI-PA
60218431003	MW-301	EPA 903.1	WRR	1	PASI-PA
		EPA 904.0	JLW	1	PASI-PA
		Total Radium Calculation	CMC	1	PASI-PA
60218431004	MW-302	EPA 903.1	WRR	1	PASI-PA
		EPA 904.0	JLW	1	PASI-PA
		Total Radium Calculation	CMC	1	PASI-PA
60218431005	MW-303	EPA 903.1	WRR	1	PASI-PA
		EPA 904.0	JLW	1	PASI-PA
		Total Radium Calculation	CMC	1	PASI-PA
60218431006	FIELD BLANK	EPA 903.1	WRR	1	PASI-PA
		EPA 904.0	JLW	1	PASI-PA
		Total Radium Calculation	JAL	1	PASI-PA

### REPORT OF LABORATORY ANALYSIS

This report shall not be reproduced, except in full,  
without the written consent of Pace Analytical Services, LLC.

### ANALYTICAL RESULTS - RADIOCHEMISTRY

Project: Alliant-Lansing/25216070

Pace Project No.: 60218431

**Sample: MW-6**      **Lab ID: 60218431001**      Collected: 04/29/16 10:15      Received: 05/05/16 09:25      Matrix: Water  
PWS:      Site ID:      Sample Type:

Parameters	Method	Act ± Unc (MDC) Carr Trac	Units	Analyzed	CAS No.	Qual
Radium-226	EPA 903.1	<b>0.232 ± 0.323 (0.540)</b> C:NA T:85%	pCi/L	06/02/16 11:00	13982-63-3	
Radium-228	EPA 904.0	<b>0.226 ± 0.380 (0.827)</b> C:77% T:80%	pCi/L	05/27/16 15:05	15262-20-1	
Total Radium	Total Radium Calculation	<b>0.458 ± 0.703 (1.37)</b>	pCi/L	06/02/16 13:18	7440-14-4	

### REPORT OF LABORATORY ANALYSIS

This report shall not be reproduced, except in full,  
without the written consent of Pace Analytical Services, LLC.

### ANALYTICAL RESULTS - RADIOCHEMISTRY

Project: Alliant-Lansing/25216070

Pace Project No.: 60218431

**Sample: MW-20**      **Lab ID: 60218431002**      Collected: 04/29/16 12:40      Received: 05/05/16 09:25      Matrix: Water  
PWS:      Site ID:      Sample Type:

Parameters	Method	Act ± Unc (MDC) Carr Trac	Units	Analyzed	CAS No.	Qual
Radium-226	EPA 903.1	<b>0.312 ± 0.326 (0.460)</b> C:NA T:83%	pCi/L	06/02/16 11:00	13982-63-3	
Radium-228	EPA 904.0	<b>0.469 ± 0.419 (0.854)</b> C:77% T:79%	pCi/L	05/27/16 15:05	15262-20-1	
Total Radium	Total Radium Calculation	<b>0.781 ± 0.745 (1.31)</b>	pCi/L	06/02/16 13:18	7440-14-4	

### REPORT OF LABORATORY ANALYSIS

This report shall not be reproduced, except in full,  
without the written consent of Pace Analytical Services, LLC.

### ANALYTICAL RESULTS - RADIOCHEMISTRY

Project: Alliant-Lansing/25216070

Pace Project No.: 60218431

**Sample: MW-301**      **Lab ID: 60218431003**      Collected: 04/29/16 16:25      Received: 05/05/16 09:25      Matrix: Water  
PWS:      Site ID:      Sample Type:

Parameters	Method	Act ± Unc (MDC) Carr Trac	Units	Analyzed	CAS No.	Qual
Radium-226	EPA 903.1	<b>0.111 ± 0.433 (0.830)</b> <b>C:NA T:92%</b>	pCi/L	06/02/16 11:12	13982-63-3	
Radium-228	EPA 904.0	<b>0.414 ± 0.380 (0.775)</b> <b>C:75% T:87%</b>	pCi/L	05/27/16 15:05	15262-20-1	
Total Radium	Total Radium Calculation	<b>0.525 ± 0.813 (1.61)</b>	pCi/L	06/02/16 13:18	7440-14-4	

### REPORT OF LABORATORY ANALYSIS

This report shall not be reproduced, except in full,  
without the written consent of Pace Analytical Services, LLC.

### ANALYTICAL RESULTS - RADIOCHEMISTRY

Project: Alliant-Lansing/25216070

Pace Project No.: 60218431

**Sample: MW-302**      **Lab ID: 60218431004**      Collected: 04/29/16 15:30      Received: 05/05/16 09:25      Matrix: Water  
PWS:      Site ID:      Sample Type:

Parameters	Method	Act ± Unc (MDC) Carr Trac	Units	Analyzed	CAS No.	Qual
Radium-226	EPA 903.1	<b>0.985 ± 0.642 (0.870)</b> C:NA T:89%	pCi/L	06/02/16 11:27	13982-63-3	
Radium-228	EPA 904.0	<b>1.15 ± 0.466 (0.736)</b> C:78% T:84%	pCi/L	05/27/16 15:05	15262-20-1	
Total Radium	Total Radium Calculation	<b>2.14 ± 1.11 (1.61)</b>	pCi/L	06/02/16 13:18	7440-14-4	

### REPORT OF LABORATORY ANALYSIS

This report shall not be reproduced, except in full,  
without the written consent of Pace Analytical Services, LLC.

### ANALYTICAL RESULTS - RADIOCHEMISTRY

Project: Alliant-Lansing/25216070

Pace Project No.: 60218431

**Sample: MW-303**      **Lab ID: 60218431005**      Collected: 04/29/16 14:45      Received: 05/05/16 09:25      Matrix: Water  
PWS:      Site ID:      Sample Type:

Parameters	Method	Act ± Unc (MDC) Carr Trac	Units	Analyzed	CAS No.	Qual
Radium-226	EPA 903.1	<b>0.180 ± 0.353 (0.645)</b> C:NA T:86%	pCi/L	06/02/16 11:15	13982-63-3	
Radium-228	EPA 904.0	<b>0.555 ± 0.401 (0.784)</b> C:79% T:81%	pCi/L	05/27/16 15:05	15262-20-1	
Total Radium	Total Radium Calculation	<b>0.735 ± 0.754 (1.43)</b>	pCi/L	06/02/16 13:18	7440-14-4	

### REPORT OF LABORATORY ANALYSIS

This report shall not be reproduced, except in full,  
without the written consent of Pace Analytical Services, LLC.

### ANALYTICAL RESULTS - RADIOCHEMISTRY

Project: Alliant-Lansing/25216070

Pace Project No.: 60218431

**Sample: FIELD BLANK**      **Lab ID: 60218431006**      Collected: 04/29/16 17:10      Received: 05/05/16 09:25      Matrix: Water  
PWS:      Site ID:      Sample Type:

Parameters	Method	Act ± Unc (MDC) Carr Trac	Units	Analyzed	CAS No.	Qual
Radium-226	EPA 903.1	<b>-0.058 ± 0.265 (0.539)</b> C:NA T:91%	pCi/L	06/02/16 11:29	13982-63-3	
Radium-228	EPA 904.0	<b>0.0572 ± 0.365 (0.834)</b> C:81% T:77%	pCi/L	05/27/16 19:38	15262-20-1	
Total Radium	Total Radium Calculation	<b>0.0572 ± 0.630 (1.37)</b>	pCi/L	06/02/16 11:37	7440-14-4	

### REPORT OF LABORATORY ANALYSIS

This report shall not be reproduced, except in full,  
without the written consent of Pace Analytical Services, LLC.

### QUALITY CONTROL - RADIOCHEMISTRY

Project: Alliant-Lansing/25216070

Pace Project No.: 60218431

QC Batch: 220236

Analysis Method: EPA 903.1

QC Batch Method: EPA 903.1

Analysis Description: 903.1 Radium-226

Associated Lab Samples: 60218431001, 60218431002, 60218431003, 60218431004, 60218431005, 60218431006

METHOD BLANK: 1077503

Matrix: Water

Associated Lab Samples: 60218431001, 60218431002, 60218431003, 60218431004, 60218431005, 60218431006

Parameter	Act ± Unc (MDC) Carr Trac	Units	Analyzed	Qualifiers
Radium-226	-0.059 ± 0.268 (0.545) C:NA T:91%	pCi/L	06/02/16 10:10	

Results presented on this page are in the units indicated by the "Units" column except where an alternate unit is presented to the right of the result.

### REPORT OF LABORATORY ANALYSIS

This report shall not be reproduced, except in full,  
without the written consent of Pace Analytical Services, LLC.



### QUALITY CONTROL - RADIOCHEMISTRY

Project: Alliant-Lansing/25216070

Pace Project No.: 60218431

---

QC Batch:	220241	Analysis Method:	EPA 904.0
QC Batch Method:	EPA 904.0	Analysis Description:	904.0 Radium 228
Associated Lab Samples:	60218431001, 60218431002, 60218431003, 60218431004, 60218431005, 60218431006		

---

METHOD BLANK:	1077508	Matrix:	Water
Associated Lab Samples:	60218431001, 60218431002, 60218431003, 60218431004, 60218431005, 60218431006		

Parameter	Act ± Unc (MDC) Carr Trac	Units	Analyzed	Qualifiers
Radium-228	-0.123 ± 0.369 (0.878) C:77% T:80%	pCi/L	05/27/16 11:57	

Results presented on this page are in the units indicated by the "Units" column except where an alternate unit is presented to the right of the result.

### REPORT OF LABORATORY ANALYSIS

This report shall not be reproduced, except in full,  
without the written consent of Pace Analytical Services, LLC.

## QUALIFIERS

Project: Alliant-Lansing/25216070

Pace Project No.: 60218431

---

### DEFINITIONS

DF - Dilution Factor, if reported, represents the factor applied to the reported data due to dilution of the sample aliquot.

ND - Not Detected at or above adjusted reporting limit.

TNTC - Too Numerous To Count

J - Estimated concentration above the adjusted method detection limit and below the adjusted reporting limit.

MDL - Adjusted Method Detection Limit.

PQL - Practical Quantitation Limit.

RL - Reporting Limit.

S - Surrogate

1,2-Diphenylhydrazine decomposes to and cannot be separated from Azobenzene using Method 8270. The result for each analyte is a combined concentration.

Consistent with EPA guidelines, unrounded data are displayed and have been used to calculate % recovery and RPD values.

LCS(D) - Laboratory Control Sample (Duplicate)

MS(D) - Matrix Spike (Duplicate)

DUP - Sample Duplicate

RPD - Relative Percent Difference

NC - Not Calculable.

SG - Silica Gel - Clean-Up

U - Indicates the compound was analyzed for, but not detected.

N-Nitrosodiphenylamine decomposes and cannot be separated from Diphenylamine using Method 8270. The result reported for each analyte is a combined concentration.

Act - Activity

Unc - Uncertainty: SDWA = 1.96 sigma count uncertainty, all other matrices = Expanded Uncertainty (95% confidence interval).

Gamma Spec = Expanded Uncertainty (95.4% Confidence Interval)

(MDC) - Minimum Detectable Concentration

Trac - Tracer Recovery (%)

Carr - Carrier Recovery (%)

Pace Analytical is TNI accredited. Contact your Pace PM for the current list of accredited analytes.

TNI - The NELAC Institute.

### LABORATORIES

PASI-PA Pace Analytical Services - Greensburg

## REPORT OF LABORATORY ANALYSIS

This report shall not be reproduced, except in full,  
without the written consent of Pace Analytical Services, LLC.

### QUALITY CONTROL DATA CROSS REFERENCE TABLE

Project: Alliant-Lansing/25216070

Pace Project No.: 60218431

Lab ID	Sample ID	QC Batch Method	QC Batch	Analytical Method	Analytical Batch
60218431001	MW-6	EPA 903.1	220236		
60218431002	MW-20	EPA 903.1	220236		
60218431003	MW-301	EPA 903.1	220236		
60218431004	MW-302	EPA 903.1	220236		
60218431005	MW-303	EPA 903.1	220236		
60218431006	FIELD BLANK	EPA 903.1	220236		
60218431001	MW-6	EPA 904.0	220241		
60218431002	MW-20	EPA 904.0	220241		
60218431003	MW-301	EPA 904.0	220241		
60218431004	MW-302	EPA 904.0	220241		
60218431005	MW-303	EPA 904.0	220241		
60218431006	FIELD BLANK	EPA 904.0	220241		
60218431001	MW-6	Total Radium Calculation	221929		
60218431002	MW-20	Total Radium Calculation	221929		
60218431003	MW-301	Total Radium Calculation	221929		
60218431004	MW-302	Total Radium Calculation	221929		
60218431005	MW-303	Total Radium Calculation	221929		
60218431006	FIELD BLANK	Total Radium Calculation	285975		

### REPORT OF LABORATORY ANALYSIS

This report shall not be reproduced, except in full,  
without the written consent of Pace Analytical Services, LLC.



**Sample Condition Upon Receipt**

**WO#: 60218431**  
  
**60218431**

Client Name: SCS Eng.

Courier: FedEx  UPS  VIA  Clay  PEX  ECI  Pace  Other  Client   
 Tracking #: 7829 7094 1027 Pace Shipping Label Used? Yes  No

Optional
Proj Due Date:
Proj Name:

Custody Seal on Cooler/Box Present: Yes  No  Seals intact: Yes  No

Packing Material: Bubble Wrap  Bubble Bags  Foam  None  Other

Thermometer Used: CF +1.0 T-239 CF 0.0 T-262 Type of Ice: Wet Blue None  Samples received on ice, cooling process has begun. (circle one)

Cooler Temperature: 1.5  
 Temperature should be above freezing to 6°C

Date and initials of person examining contents: SB 5/5

Chain of Custody present:	<input checked="" type="checkbox"/> Yes <input type="checkbox"/> No <input type="checkbox"/> N/A	1.
Chain of Custody filled out:	<input checked="" type="checkbox"/> Yes <input type="checkbox"/> No <input type="checkbox"/> N/A	2.
Chain of Custody relinquished:	<input checked="" type="checkbox"/> Yes <input type="checkbox"/> No <input type="checkbox"/> N/A	3.
Sampler name & signature on COC:	<input type="checkbox"/> Yes <input checked="" type="checkbox"/> No <input type="checkbox"/> N/A	4.
Samples arrived within holding time:	<input checked="" type="checkbox"/> Yes <input type="checkbox"/> No <input type="checkbox"/> N/A	5.
Short Hold Time analyses (<72hr):	<input type="checkbox"/> Yes <input checked="" type="checkbox"/> No <input type="checkbox"/> N/A	6.
Rush Turn Around Time requested:	<input type="checkbox"/> Yes <input checked="" type="checkbox"/> No <input type="checkbox"/> N/A	7.
Sufficient volume:	<input checked="" type="checkbox"/> Yes <input type="checkbox"/> No <input type="checkbox"/> N/A	8.
Correct containers used:	<input checked="" type="checkbox"/> Yes <input type="checkbox"/> No <input type="checkbox"/> N/A	9.
Pace containers used:	<input checked="" type="checkbox"/> Yes <input type="checkbox"/> No <input type="checkbox"/> N/A	9.
Containers intact:	<input checked="" type="checkbox"/> Yes <input type="checkbox"/> No <input type="checkbox"/> N/A	10.
Unpreserved 5035A soils frozen w/in 48hrs?	<input type="checkbox"/> Yes <input type="checkbox"/> No <input checked="" type="checkbox"/> N/A	11.
Filtered volume received for dissolved tests?	<input type="checkbox"/> Yes <input type="checkbox"/> No <input checked="" type="checkbox"/> N/A	12.
Sample labels match COC:	<input checked="" type="checkbox"/> Yes <input type="checkbox"/> No <input type="checkbox"/> N/A	
Includes date/time/ID/analyses Matrix: <u>WT</u>		13.
All containers needing preservation have been checked.	<input checked="" type="checkbox"/> Yes <input type="checkbox"/> No <input type="checkbox"/> N/A	
All containers needing preservation are found to be in compliance with EPA recommendation.	<input checked="" type="checkbox"/> Yes <input type="checkbox"/> No <input type="checkbox"/> N/A	14.
Exceptions: VOA, Coliform, O&G, WI-DRO (water)	<input type="checkbox"/> Yes <input checked="" type="checkbox"/> No	Initial when completed
Trip Blank present:	<input type="checkbox"/> Yes <input type="checkbox"/> No <input checked="" type="checkbox"/> N/A	Lot # of added preservative
Pace Trip Blank lot # (if purchased):		15.
Headspace in VOA vials (>6mm):	<input type="checkbox"/> Yes <input type="checkbox"/> No <input checked="" type="checkbox"/> N/A	16.
Project sampled in USDA Regulated Area:	<input type="checkbox"/> Yes <input type="checkbox"/> No <input checked="" type="checkbox"/> N/A	17. List State:
Additional labels attached to 5035A vials in the field?	<input type="checkbox"/> Yes <input type="checkbox"/> No <input checked="" type="checkbox"/> N/A	18.

Client Notification/ Resolution: Copy COC to Client? Y /  N Field Data Required? Y / N

Person Contacted: \_\_\_\_\_ Date/Time: \_\_\_\_\_

Comments/ Resolution: \_\_\_\_\_

Project Manager Review: SB Date: 5-5-16



# CHAIN-OF-CUSTODY / Analytical Request Document

The Chain-of-Custody is a LEGAL DOCUMENT. All relevant fields must be completed accurately.

<b>Section A</b> Required Client Information:		<b>Section B</b> Required Project Information:		<b>Section C</b> Invoice Information:	
Company: SCS Engineers	Report To: Meghan Blodgett	Company Name: SCS Engineers	Attention: Meghan Blodgett/Jess Valcheff	Page: _____ of _____	
Address: 2830 Dairy Drive Madison WI 53718	Copy To: Tom Karwaski	Address: _____			
Email To: mblodgett@scsengineers.com	Purchase Order No.: _____	Address: _____			
Phone: 608-216-7362	Project Name: Alliant-Lansing	Pace Quote Reference: _____			
Requested Due Date/TAT: _____	Project Number: 25216070	Pace Project Manager: Trudy Gipson 913-563-1405			
		Pace Profile #: 6696 Line 2			

ITEM #	Valid Matrix Codes MATRIX CODE DRINKING WATER DW WASTE WATER WW PRODUCT P SOIL/SOLID SL OIL OL WIPE WIP AIR AIR OTHER OT TISSUE TS	Required Client Information <b>SAMPLE ID</b> (A-Z, 0-9 / , -) Sample IDs MUST BE UNIQUE	COLLECTED		SAMPLE TYPE (G=GRAB C=COMP)	MATRIX CODE (see valid codes to left)	# OF CONTAINERS	Unpreserved	Preservatives							Analysis Test ↑	Y/N ↑	Requested Analysis Filtered (Y/N)	Residual Chlorine (Y/N)	Pace Project No. / Lab I.D.
			COMPOSITE START	COMPOSITE END/GRAB					HCl	HNO <sub>3</sub>	NaOH	Na <sub>2</sub> S <sub>2</sub> O <sub>3</sub>	Methanol	Other	903.1 Radium-226					
1		MW-6	DATE: 4/23/16	TIME: 16:15:00	G	WT	2											65218431	289916700	
2		MW-20	DATE: 4/23/16	TIME: 16:15:00	G	WT	2												022	
3		MW-301	DATE: 4/23/16	TIME: 16:15:00	G	WT	2												033	
4		MW-302	DATE: 4/23/16	TIME: 15:30:00	G	WT	2												055	
5		MW-303	DATE: 4/23/16	TIME: 16:45:00	G	WT	2												055	
6		FIELD BLANK	DATE: 4/23/16	TIME: 17:10:00	G	WT	2												054	
7																				
8																				
9																				
10																				
11																				
12																				

<b>ADDITIONAL COMMENTS</b>	<b>RELINQUISHED BY / AFFILIATION</b>	<b>DATE</b>	<b>TIME</b>	<b>ACCEPTED BY / AFFILIATION</b>	<b>DATE</b>	<b>TIME</b>	<b>SAMPLE CONDITIONS</b>
	Paul A. ... SCS	5/5/16	17:00	J. ...	5/5	0925	Received on Ice (Y/N) Y Custody Sealed Cooler (Y/N) Y Samples Intact (Y/N) Y

<b>SAMPLER NAME AND SIGNATURE</b>	<b>DATE SIGNED (MM/DD/YY)</b>
PRINT Name of SAMPLER: SIGNATURE of SAMPLER:	

# Chain of Custody



Workorder: 60218431

Workorder Name: Alliant-Lansing/25216070

Owner Received Date: 5/5/2016

Results Requested By: 5/27/2016

Report To: Subcontract To: Requested Analysis: **WO#: 30182853**

Trudy Gipson  
Pace Analytical Kansas  
9608 Loiret Blvd.  
Lenexa, KS 66219  
Phone (913)599-5665

Pace Analytical Pittsburgh  
1638 Roseytown Road  
Suites 2,3, & 4  
Greensburg, PA 15601  
Phone (724)850-5600



Item	Sample ID	Sample Type	Collect Date/Time	Lab ID	Matrix	Preserved Containers						LAB USE ONLY
						903.1 Radium-226	904.0 Radium-228	Total Radium				
1	MW-6	PS	4/29/2016 10:15	60218431001	Water	2	X	X	X			001
2	MW-20	PS	4/29/2016 12:40	60218431002	Water	2	X	X	X			002
3	MW-301	PS	4/29/2016 16:25	60218431003	Water	2	X	X	X			003
4	MW-302	PS	4/29/2016 15:30	60218431004	Water	2	X	X	X			004
5	MW-303	PS	4/29/2016 14:45	60218431005	Water	2	X	X	X			005
6	FIELD BLANK	PS	4/29/2016 17:10	60218431006	Water	2	X	X	X			006

Transfers	Released By	Date/Time	Received	Date/Time
1	<i>[Signature]</i>	5/1/16 1300	<i>[Signature]</i>	5/1/16 0920
2				
3				

Cooler Temperature on Receipt: *NA* °C      Custody Seal: Y or **N**      Received on Ice: Y or **N**      Samples Intact: Y or **N**

\*\*\*In order to maintain client confidentiality, location/name of the sampling site, sampler's name and signature may not be provided on this COC document. This chain of custody is considered complete as is since this information is available in the owner laboratory.

# Sample Condition Upon Receipt Pittsburgh



Client Name: Pace, KS

Project # 30182853

Courier:  Fed Ex  UPS  USPS  Client  Commercial  Pace Other \_\_\_\_\_

Tracking #: 6703 10412 6870

Custody Seal on Cooler/Box Present:  yes  no Seals intact:  yes  no

Thermometer Used 8 Type of Ice: Wet Blue None

Cooler Temperature Observed Temp 19.2 °C Correction Factor: +0.1 °C Final Temp: 19.3 °C

Temp should be above freezing to 6°C

Date and initials of person examining contents: KE 5/11/16

Comments:	Yes	No	N/A	
Chain of Custody Present:	<input checked="" type="checkbox"/>	<input type="checkbox"/>	<input type="checkbox"/>	1.
Chain of Custody Filled Out:	<input checked="" type="checkbox"/>	<input type="checkbox"/>	<input type="checkbox"/>	2.
Chain of Custody Relinquished:	<input checked="" type="checkbox"/>	<input type="checkbox"/>	<input type="checkbox"/>	3.
Sampler Name & Signature on COC:	<input checked="" type="checkbox"/>	<input type="checkbox"/>	<input type="checkbox"/>	4.
Sample Labels match COC:	<input checked="" type="checkbox"/>	<input type="checkbox"/>	<input type="checkbox"/>	5.
-Includes date/time/ID/Analysis Matrix: <u>W+</u>				
Samples Arrived within Hold Time:	<input checked="" type="checkbox"/>	<input type="checkbox"/>	<input type="checkbox"/>	6.
Short Hold Time Analysis (<72hr remaining):	<input type="checkbox"/>	<input checked="" type="checkbox"/>	<input type="checkbox"/>	7.
Rush Turn Around Time Requested:	<input type="checkbox"/>	<input checked="" type="checkbox"/>	<input type="checkbox"/>	8.
Sufficient Volume:	<input checked="" type="checkbox"/>	<input type="checkbox"/>	<input type="checkbox"/>	9.
Correct Containers Used:	<input checked="" type="checkbox"/>	<input type="checkbox"/>	<input type="checkbox"/>	10.
-Pace Containers Used:	<input checked="" type="checkbox"/>	<input type="checkbox"/>	<input type="checkbox"/>	
Containers Intact:	<input checked="" type="checkbox"/>	<input type="checkbox"/>	<input type="checkbox"/>	11.
Filtered volume received for Dissolved tests	<input type="checkbox"/>	<input checked="" type="checkbox"/>	<input type="checkbox"/>	12.
All containers needing preservation have been checked.	<input checked="" type="checkbox"/>	<input checked="" type="checkbox"/>	<input checked="" type="checkbox"/>	13. All sample's pH < 2
All containers needing preservation are found to be in compliance with EPA recommendation.	<input checked="" type="checkbox"/>	<input checked="" type="checkbox"/>	<input checked="" type="checkbox"/>	
exceptions: VOA, coliform, TOC, O&G, Phenolics			Initial when completed <u>KE</u>	Date/time of preservation
				Lot # of added preservative
Headspace in VOA Vials (>6mm):	<input type="checkbox"/>	<input type="checkbox"/>	<input checked="" type="checkbox"/>	14.
Trip Blank Present:	<input type="checkbox"/>	<input type="checkbox"/>	<input checked="" type="checkbox"/>	15.
Trip Blank Custody Seals Present	<input type="checkbox"/>	<input type="checkbox"/>	<input checked="" type="checkbox"/>	

**Client Notification/ Resolution:**

Person Contacted: \_\_\_\_\_ Date/Time: \_\_\_\_\_ Contacted By: \_\_\_\_\_

Comments/ Resolution: \_\_\_\_\_

Note: Whenever there is a discrepancy affecting North Carolina compliance samples, a copy of this form will be sent to the North Carolina DEHNR Certification Office (i.e. out of hold, incorrect preservative, out of temp, incorrect containers)

### A3 Round 3 Background Sampling, Analytical Laboratory Report



August 03, 2016

Meghan Blodgett  
SCS Engineers  
2830 Dairy Drive  
Madison, WI 53718


RE: Project: Alliant-Lansing Iowa/25216070  
Pace Project No.: 60224091

Dear Meghan Blodgett:

Enclosed are the analytical results for sample(s) received by the laboratory on July 22, 2016. The results relate only to the samples included in this report. Results reported herein conform to the most current TNI standards and the laboratory's Quality Assurance Manual, where applicable, unless otherwise noted in the body of the report.

If you have any questions concerning this report, please feel free to contact me.

Sincerely,



Trudy Gipson  
trudy.gipson@pacelabs.com  
Project Manager

Enclosures

cc: Tom Karwaski, SCS Engineers  
Jeff Maxted, Alliant Energy



## REPORT OF LABORATORY ANALYSIS

This report shall not be reproduced, except in full,  
without the written consent of Pace Analytical Services, Inc..

## CERTIFICATIONS

Project: Alliant-Lansing Iowa/25216070

Pace Project No.: 60224091

---

### **Kansas Certification IDs**

9608 Loiret Boulevard, Lenexa, KS 66219

WY STR Certification #: 2456.01

Arkansas Certification #: 15-016-0

Illinois Certification #: 003097

Iowa Certification #: 118

Kansas/NELAP Certification #: E-10116

Louisiana Certification #: 03055

Nevada Certification #: KS000212008A

Oklahoma Certification #: 9205/9935

Texas Certification #: T104704407

Utah Certification #: KS00021

Kansas Field Laboratory Accreditation: # E-92587

---

## REPORT OF LABORATORY ANALYSIS

This report shall not be reproduced, except in full,  
without the written consent of Pace Analytical Services, Inc..

## SAMPLE SUMMARY

Project: Alliant-Lansing Iowa/25216070

Pace Project No.: 60224091

Lab ID	Sample ID	Matrix	Date Collected	Date Received
60224091001	MW 301	Water	07/20/16 17:50	07/22/16 08:40
60224091002	MW 302	Water	07/20/16 16:10	07/22/16 08:40
60224091003	MW 303	Water	07/20/16 15:20	07/22/16 08:40
60224091004	MW 20	Water	07/20/16 14:40	07/22/16 08:40
60224091005	MW 6	Water	07/20/16 19:00	07/22/16 08:40
60224091006	FIELD BLANK	Water	07/20/16 14:15	07/22/16 08:40

## REPORT OF LABORATORY ANALYSIS

This report shall not be reproduced, except in full,  
without the written consent of Pace Analytical Services, Inc..

### SAMPLE ANALYTE COUNT

Project: Alliant-Lansing Iowa/25216070

Pace Project No.: 60224091

Lab ID	Sample ID	Method	Analysts	Analytes Reported	Laboratory
60224091001	MW 301	EPA 6010	ZBM	3	PASI-K
		EPA 6020	JGP	11	PASI-K
		EPA 7470	TDS	1	PASI-K
		SM 2540C	HAC	1	PASI-K
		EPA 9040	LDB	1	PASI-K
		EPA 9056	OL	3	PASI-K
60224091002	MW 302	EPA 6010	ZBM	3	PASI-K
		EPA 6020	JGP	11	PASI-K
		EPA 7470	TDS	1	PASI-K
		SM 2540C	HAC	1	PASI-K
		EPA 9040	LDB	1	PASI-K
		EPA 9056	OL	3	PASI-K
60224091003	MW 303	EPA 6010	ZBM	3	PASI-K
		EPA 6020	JGP	11	PASI-K
		EPA 7470	TDS	1	PASI-K
		SM 2540C	HAC	1	PASI-K
		EPA 9040	LDB	1	PASI-K
		EPA 9056	OL	3	PASI-K
60224091004	MW 20	EPA 6010	ZBM	3	PASI-K
		EPA 6020	JGP	11	PASI-K
		EPA 7470	TDS	1	PASI-K
		SM 2540C	HAC	1	PASI-K
		EPA 9040	LDB	1	PASI-K
		EPA 9056	OL	3	PASI-K
60224091005	MW 6	EPA 6010	ZBM	3	PASI-K
		EPA 6020	JGP	11	PASI-K
		EPA 7470	TDS	1	PASI-K
		SM 2540C	HAC	1	PASI-K
		EPA 9040	LDB	1	PASI-K
		EPA 9056	OL	3	PASI-K
60224091006	FIELD BLANK	EPA 6010	ZBM	3	PASI-K
		EPA 6020	JGP	11	PASI-K
		EPA 7470	TDS	1	PASI-K
		SM 2540C	HAC	1	PASI-K
		EPA 9040	LDB	1	PASI-K
		EPA 9056	OL	3	PASI-K

### REPORT OF LABORATORY ANALYSIS

This report shall not be reproduced, except in full,  
without the written consent of Pace Analytical Services, Inc..

### ANALYTICAL RESULTS

Project: Alliant-Lansing Iowa/25216070

Pace Project No.: 60224091

Sample: MW 301		Lab ID: 60224091001		Collected: 07/20/16 17:50		Received: 07/22/16 08:40		Matrix: Water	
Parameters	Results	Units	Report Limit	MDL	DF	Prepared	Analyzed	CAS No.	Qual
<b>Field Data</b>		Analytical Method:							
Collected By	<b>Client</b>				1		07/20/16 17:50		
Field pH	<b>7.86</b>	Std. Units	0.10	0.050	1		07/20/16 17:50		
Field Temperature	<b>13.3</b>	deg C	0.50	0.25	1		07/20/16 17:50		
Field Specific Conductance	<b>377.4</b>	umhos/cm	1.0	1.0	1		07/20/16 17:50		
Field Oxidation Potential	<b>-166.3</b>	mV			1		07/20/16 17:50		
Oxygen, Dissolved	<b>0.16</b>	mg/L			1		07/20/16 17:50	7782-44-7	
Turbidity	<b>2.00</b>	NTU	1.0	1.0	1		07/20/16 17:50		
Groundwater Elevation	<b>624.76</b>	feet			1		07/20/16 17:50		
<b>6010 MET ICP</b>		Analytical Method: EPA 6010 Preparation Method: EPA 3010							
Boron	<b>417</b>	ug/L	100	50.0	1	07/26/16 13:45	07/28/16 15:44	7440-42-8	
Calcium	<b>45.1</b>	mg/L	0.10	0.0081	1	07/26/16 13:45	07/28/16 15:44	7440-70-2	
Lithium	<b>5.0J</b>	ug/L	10.0	4.9	1	07/26/16 13:45	07/28/16 15:44	7439-93-2	
<b>6020 MET ICPMS</b>		Analytical Method: EPA 6020 Preparation Method: EPA 3010							
Antimony	ND	ug/L	1.0	0.058	1	07/26/16 13:45	07/27/16 13:31	7440-36-0	
Arsenic	<b>2.8</b>	ug/L	1.0	0.10	1	07/26/16 13:45	07/27/16 13:31	7440-38-2	
Barium	<b>182</b>	ug/L	1.0	0.14	1	07/26/16 13:45	07/27/16 13:31	7440-39-3	
Beryllium	ND	ug/L	0.50	0.080	1	07/26/16 13:45	07/27/16 13:31	7440-41-7	
Cadmium	ND	ug/L	0.50	0.029	1	07/26/16 13:45	07/27/16 13:31	7440-43-9	
Chromium	ND	ug/L	1.0	0.34	1	07/26/16 13:45	07/27/16 13:31	7440-47-3	
Cobalt	ND	ug/L	1.0	0.50	1	07/26/16 13:45	07/27/16 13:31	7440-48-4	
Lead	<b>0.23J</b>	ug/L	1.0	0.19	1	07/26/16 13:45	07/27/16 13:31	7439-92-1	
Molybdenum	<b>5.0</b>	ug/L	1.0	0.10	1	07/26/16 13:45	07/27/16 13:31	7439-98-7	
Selenium	ND	ug/L	1.0	0.18	1	07/26/16 13:45	07/27/16 13:31	7782-49-2	
Thallium	ND	ug/L	1.0	0.50	1	07/26/16 13:45	07/27/16 13:31	7440-28-0	
<b>7470 Mercury</b>		Analytical Method: EPA 7470 Preparation Method: EPA 7470							
Mercury	ND	ug/L	0.20	0.039	1	07/26/16 15:45	07/27/16 11:41	7439-97-6	
<b>2540C Total Dissolved Solids</b>		Analytical Method: SM 2540C							
Total Dissolved Solids	<b>218</b>	mg/L	5.0	5.0	1		07/27/16 09:21		
<b>9040 pH</b>		Analytical Method: EPA 9040							
pH	<b>7.8</b>	Std. Units	0.10	0.10	1		07/26/16 09:55		H6
<b>9056 IC Anions</b>		Analytical Method: EPA 9056							
Chloride	<b>18.2</b>	mg/L	1.0	0.50	1		07/30/16 17:27	16887-00-6	
Fluoride	<b>0.25</b>	mg/L	0.20	0.027	1		07/30/16 17:27	16984-48-8	
Sulfate	<b>37.5</b>	mg/L	5.0	0.77	5		07/31/16 13:18	14808-79-8	M1

### REPORT OF LABORATORY ANALYSIS

This report shall not be reproduced, except in full,  
without the written consent of Pace Analytical Services, Inc..

## ANALYTICAL RESULTS

Project: Alliant-Lansing Iowa/25216070

Pace Project No.: 60224091

Sample: MW 302	Lab ID: 60224091002	Collected: 07/20/16 16:10	Received: 07/22/16 08:40	Matrix: Water					
Parameters	Results	Units	Report Limit	MDL	DF	Prepared	Analyzed	CAS No.	Qual
<b>Field Data</b>									
Analytical Method:									
Collected By	<b>Client</b>				1		07/20/16 16:10		
Field pH	<b>6.86</b>	Std. Units	0.10	0.050	1		07/20/16 16:10		
Field Temperature	<b>14.2</b>	deg C	0.50	0.25	1		07/20/16 16:10		
Field Specific Conductance	<b>891</b>	umhos/cm	1.0	1.0	1		07/20/16 16:10		
Field Oxidation Potential	<b>-141.50</b>	mV			1		07/20/16 16:10		
Oxygen, Dissolved	<b>0.03</b>	mg/L			1		07/20/16 16:10	7782-44-7	
Turbidity	<b>2.60</b>	NTU	1.0	1.0	1		07/20/16 16:10		
Groundwater Elevation	<b>628.60</b>	feet			1		07/20/16 16:10		
<b>6010 MET ICP</b>									
Analytical Method: EPA 6010 Preparation Method: EPA 3010									
Boron	<b>579</b>	ug/L	100	50.0	1	07/26/16 13:45	07/28/16 15:51	7440-42-8	
Calcium	<b>97.8</b>	mg/L	0.10	0.0081	1	07/26/16 13:45	07/28/16 15:51	7440-70-2	
Lithium	ND	ug/L	10.0	4.9	1	07/26/16 13:45	07/28/16 15:51	7439-93-2	
<b>6020 MET ICPMS</b>									
Analytical Method: EPA 6020 Preparation Method: EPA 3010									
Antimony	ND	ug/L	1.0	0.058	1	07/26/16 13:45	07/27/16 13:36	7440-36-0	
Arsenic	<b>41.0</b>	ug/L	1.0	0.10	1	07/26/16 13:45	07/27/16 13:36	7440-38-2	
Barium	<b>540</b>	ug/L	1.0	0.14	1	07/26/16 13:45	07/27/16 13:36	7440-39-3	
Beryllium	ND	ug/L	0.50	0.080	1	07/26/16 13:45	07/27/16 13:36	7440-41-7	
Cadmium	ND	ug/L	0.50	0.029	1	07/26/16 13:45	07/27/16 13:36	7440-43-9	
Chromium	<b>0.39J</b>	ug/L	1.0	0.34	1	07/26/16 13:45	07/27/16 13:36	7440-47-3	
Cobalt	<b>1.2</b>	ug/L	1.0	0.50	1	07/26/16 13:45	07/27/16 13:36	7440-48-4	
Lead	<b>0.32J</b>	ug/L	1.0	0.19	1	07/26/16 13:45	07/27/16 13:36	7439-92-1	
Molybdenum	<b>0.98J</b>	ug/L	1.0	0.10	1	07/26/16 13:45	07/27/16 13:36	7439-98-7	
Selenium	<b>0.22J</b>	ug/L	1.0	0.18	1	07/26/16 13:45	07/27/16 13:36	7782-49-2	
Thallium	ND	ug/L	1.0	0.50	1	07/26/16 13:45	07/27/16 13:36	7440-28-0	
<b>7470 Mercury</b>									
Analytical Method: EPA 7470 Preparation Method: EPA 7470									
Mercury	ND	ug/L	0.20	0.039	1	07/26/16 15:45	07/27/16 11:44	7439-97-6	
<b>2540C Total Dissolved Solids</b>									
Analytical Method: SM 2540C									
Total Dissolved Solids	<b>438</b>	mg/L	5.0	5.0	1		07/27/16 09:21		
<b>9040 pH</b>									
Analytical Method: EPA 9040									
pH	<b>7.0</b>	Std. Units	0.10	0.10	1		07/26/16 09:55		H6
<b>9056 IC Anions</b>									
Analytical Method: EPA 9056									
Chloride	<b>15.1</b>	mg/L	1.0	0.50	1		07/30/16 18:10	16887-00-6	
Fluoride	<b>0.22</b>	mg/L	0.20	0.027	1		07/30/16 18:10	16984-48-8	
Sulfate	<b>0.29J</b>	mg/L	1.0	0.15	1		07/30/16 18:10	14808-79-8	

## REPORT OF LABORATORY ANALYSIS

This report shall not be reproduced, except in full,  
without the written consent of Pace Analytical Services, Inc..

### ANALYTICAL RESULTS

Project: Alliant-Lansing Iowa/25216070

Pace Project No.: 60224091

**Sample: MW 303**      **Lab ID: 60224091003**      Collected: 07/20/16 15:20      Received: 07/22/16 08:40      Matrix: Water

Parameters	Results	Units	Report			Prepared	Analyzed	CAS No.	Qual
			Limit	MDL	DF				
<b>Field Data</b>									
Analytical Method:									
Collected By	<b>Client</b>				1		07/20/16 15:20		
Field pH	<b>7.12</b>	Std. Units	0.10	0.050	1		07/20/16 15:20		
Field Temperature	<b>30.4</b>	deg C	0.50	0.25	1		07/20/16 15:20		
Field Specific Conductance	<b>535</b>	umhos/cm	1.0	1.0	1		07/20/16 15:20		
Field Oxidation Potential	<b>-27.20</b>	mV			1		07/20/16 15:20		
Oxygen, Dissolved	<b>0.15</b>	mg/L			1		07/20/16 15:20	7782-44-7	
Turbidity	<b>0.39</b>	NTU	1.0	1.0	1		07/20/16 15:20		
Groundwater Elevation	<b>639.33</b>	feet			1		07/20/16 15:20		
<b>6010 MET ICP</b>									
Analytical Method: EPA 6010      Preparation Method: EPA 3010									
Boron	<b>405</b>	ug/L	100	50.0	1	07/26/16 13:45	07/28/16 15:53	7440-42-8	
Calcium	<b>64.5</b>	mg/L	0.10	0.0081	1	07/26/16 13:45	07/28/16 15:53	7440-70-2	
Lithium	<b>13.9</b>	ug/L	10.0	4.9	1	07/26/16 13:45	07/28/16 15:53	7439-93-2	
<b>6020 MET ICPMS</b>									
Analytical Method: EPA 6020      Preparation Method: EPA 3010									
Antimony	<b>0.55J</b>	ug/L	1.0	0.058	1	07/26/16 13:45	07/27/16 13:40	7440-36-0	
Arsenic	<b>1.4</b>	ug/L	1.0	0.10	1	07/26/16 13:45	07/27/16 13:40	7440-38-2	
Barium	<b>178</b>	ug/L	1.0	0.14	1	07/26/16 13:45	07/27/16 13:40	7440-39-3	
Beryllium	ND	ug/L	0.50	0.080	1	07/26/16 13:45	07/27/16 13:40	7440-41-7	
Cadmium	ND	ug/L	0.50	0.029	1	07/26/16 13:45	07/27/16 13:40	7440-43-9	
Chromium	ND	ug/L	1.0	0.34	1	07/26/16 13:45	07/27/16 13:40	7440-47-3	
Cobalt	ND	ug/L	1.0	0.50	1	07/26/16 13:45	07/27/16 13:40	7440-48-4	
Lead	<b>0.20J</b>	ug/L	1.0	0.19	1	07/26/16 13:45	07/27/16 13:40	7439-92-1	
Molybdenum	<b>16.8</b>	ug/L	1.0	0.10	1	07/26/16 13:45	07/27/16 13:40	7439-98-7	
Selenium	<b>0.90J</b>	ug/L	1.0	0.18	1	07/26/16 13:45	07/27/16 13:40	7782-49-2	
Thallium	ND	ug/L	1.0	0.50	1	07/26/16 13:45	07/27/16 13:40	7440-28-0	
<b>7470 Mercury</b>									
Analytical Method: EPA 7470      Preparation Method: EPA 7470									
Mercury	ND	ug/L	0.20	0.039	1	07/26/16 15:45	07/27/16 11:46	7439-97-6	
<b>2540C Total Dissolved Solids</b>									
Analytical Method: SM 2540C									
Total Dissolved Solids	<b>317</b>	mg/L	5.0	5.0	1		07/27/16 09:22		
<b>9040 pH</b>									
Analytical Method: EPA 9040									
pH	<b>7.6</b>	Std. Units	0.10	0.10	1		07/26/16 09:55		H6
<b>9056 IC Anions</b>									
Analytical Method: EPA 9056									
Chloride	<b>18.1</b>	mg/L	1.0	0.50	1		07/30/16 18:38	16887-00-6	
Fluoride	<b>0.37</b>	mg/L	0.20	0.027	1		07/30/16 18:38	16984-48-8	
Sulfate	<b>56.0</b>	mg/L	5.0	0.77	5		07/31/16 14:29	14808-79-8	

### REPORT OF LABORATORY ANALYSIS

This report shall not be reproduced, except in full,  
without the written consent of Pace Analytical Services, Inc..

### ANALYTICAL RESULTS

Project: Alliant-Lansing Iowa/25216070

Pace Project No.: 60224091

**Sample: MW 20**      **Lab ID: 60224091004**      Collected: 07/20/16 14:40      Received: 07/22/16 08:40      Matrix: Water

Parameters	Results	Units	Report			Prepared	Analyzed	CAS No.	Qual
			Limit	MDL	DF				
<b>Field Data</b>									
Analytical Method:									
Collected By	<b>Client</b>				1		07/20/16 14:40		
Field pH	<b>8.05</b>	Std. Units	0.10	0.050	1		07/20/16 14:40		
Field Temperature	<b>12.8</b>	deg C	0.50	0.25	1		07/20/16 14:40		
Field Specific Conductance	<b>1481</b>	umhos/cm	1.0	1.0	1		07/20/16 14:40		
Field Oxidation Potential	<b>-68.8</b>	mV			1		07/20/16 14:40		
Oxygen, Dissolved	<b>0.05</b>	mg/L			1		07/20/16 14:40	7782-44-7	
Turbidity	<b>0.62</b>	NTU	1.0	1.0	1		07/20/16 14:40		
Groundwater Elevation	<b>649.86</b>	feet			1		07/20/16 14:40		
<b>6010 MET ICP</b>									
Analytical Method: EPA 6010      Preparation Method: EPA 3010									
Boron	<b>3820</b>	ug/L	100	50.0	1	07/26/16 13:45	07/28/16 15:55	7440-42-8	
Calcium	<b>190</b>	mg/L	0.10	0.0081	1	07/26/16 13:45	07/28/16 15:55	7440-70-2	
Lithium	<b>6.4J</b>	ug/L	10.0	4.9	1	07/26/16 13:45	07/28/16 15:55	7439-93-2	
<b>6020 MET ICPMS</b>									
Analytical Method: EPA 6020      Preparation Method: EPA 3010									
Antimony	<b>0.089J</b>	ug/L	1.0	0.058	1	07/26/16 13:45	07/27/16 13:44	7440-36-0	
Arsenic	<b>1.6</b>	ug/L	1.0	0.10	1	07/26/16 13:45	07/27/16 13:44	7440-38-2	
Barium	<b>133</b>	ug/L	1.0	0.14	1	07/26/16 13:45	07/27/16 13:44	7440-39-3	
Beryllium	ND	ug/L	0.50	0.080	1	07/26/16 13:45	07/27/16 13:44	7440-41-7	
Cadmium	<b>0.034J</b>	ug/L	0.50	0.029	1	07/26/16 13:45	07/27/16 13:44	7440-43-9	
Chromium	ND	ug/L	1.0	0.34	1	07/26/16 13:45	07/27/16 13:44	7440-47-3	
Cobalt	<b>1.3</b>	ug/L	1.0	0.50	1	07/26/16 13:45	07/27/16 13:44	7440-48-4	
Lead	<b>0.28J</b>	ug/L	1.0	0.19	1	07/26/16 13:45	07/27/16 13:44	7439-92-1	
Molybdenum	<b>90.5</b>	ug/L	1.0	0.10	1	07/26/16 13:45	07/27/16 13:44	7439-98-7	
Selenium	<b>44.7</b>	ug/L	1.0	0.18	1	07/26/16 13:45	07/27/16 13:44	7782-49-2	
Thallium	ND	ug/L	1.0	0.50	1	07/26/16 13:45	07/27/16 13:44	7440-28-0	
<b>7470 Mercury</b>									
Analytical Method: EPA 7470      Preparation Method: EPA 7470									
Mercury	ND	ug/L	0.20	0.039	1	07/26/16 15:45	07/27/16 11:48	7439-97-6	
<b>2540C Total Dissolved Solids</b>									
Analytical Method: SM 2540C									
Total Dissolved Solids	<b>1130</b>	mg/L	5.0	5.0	1		07/27/16 09:22		
<b>9040 pH</b>									
Analytical Method: EPA 9040									
pH	<b>7.6</b>	Std. Units	0.10	0.10	1		07/26/16 09:55		H6
<b>9056 IC Anions</b>									
Analytical Method: EPA 9056									
Chloride	<b>3.3</b>	mg/L	1.0	0.50	1		07/30/16 18:52	16887-00-6	
Fluoride	<b>0.43</b>	mg/L	0.20	0.027	1		07/30/16 18:52	16984-48-8	
Sulfate	<b>532</b>	mg/L	50.0	7.7	50		07/31/16 14:57	14808-79-8	

### REPORT OF LABORATORY ANALYSIS

This report shall not be reproduced, except in full,  
without the written consent of Pace Analytical Services, Inc..



## ANALYTICAL RESULTS

Project: Alliant-Lansing Iowa/25216070

Pace Project No.: 60224091

Sample: MW 6		Lab ID: 60224091005		Collected: 07/20/16 19:00		Received: 07/22/16 08:40		Matrix: Water	
Parameters	Results	Units	Report Limit	MDL	DF	Prepared	Analyzed	CAS No.	Qual
<b>Field Data</b>		Analytical Method:							
Collected By	<b>Client</b>				1		07/20/16 18:00		
Field pH	<b>7.25</b>	Std. Units	0.10	0.050	1		07/20/16 18:00		
Field Temperature	<b>9.9</b>	deg C	0.50	0.25	1		07/20/16 18:00		
Field Specific Conductance	<b>582.4</b>	umhos/cm	1.0	1.0	1		07/20/16 18:00		
Field Oxidation Potential	<b>45.8</b>	mV			1		07/20/16 18:00		
Oxygen, Dissolved	<b>4.98</b>	mg/L			1		07/20/16 18:00	7782-44-7	
Turbidity	<b>0.01</b>	NTU	1.0	1.0	1		07/20/16 18:00		
Groundwater Elevation	<b>663.21</b>	feet			1		07/20/16 18:00		
<b>6010 MET ICP</b>		Analytical Method: EPA 6010 Preparation Method: EPA 3010							
Boron	ND	ug/L	100	50.0	1	07/26/16 13:45	07/28/16 15:58	7440-42-8	
Calcium	<b>68.9</b>	mg/L	0.10	0.0081	1	07/26/16 13:45	07/28/16 15:58	7440-70-2	
Lithium	ND	ug/L	10.0	4.9	1	07/26/16 13:45	07/28/16 15:58	7439-93-2	
<b>6020 MET ICPMS</b>		Analytical Method: EPA 6020 Preparation Method: EPA 3010							
Antimony	ND	ug/L	1.0	0.058	1	07/26/16 13:45	07/27/16 13:49	7440-36-0	
Arsenic	<b>0.26J</b>	ug/L	1.0	0.10	1	07/26/16 13:45	07/27/16 13:49	7440-38-2	
Barium	<b>43.8</b>	ug/L	1.0	0.14	1	07/26/16 13:45	07/27/16 13:49	7440-39-3	
Beryllium	ND	ug/L	0.50	0.080	1	07/26/16 13:45	07/27/16 13:49	7440-41-7	
Cadmium	ND	ug/L	0.50	0.029	1	07/26/16 13:45	07/27/16 13:49	7440-43-9	
Chromium	<b>0.81J</b>	ug/L	1.0	0.34	1	07/26/16 13:45	07/27/16 13:49	7440-47-3	
Cobalt	ND	ug/L	1.0	0.50	1	07/26/16 13:45	07/27/16 13:49	7440-48-4	
Lead	ND	ug/L	1.0	0.19	1	07/26/16 13:45	07/27/16 13:49	7439-92-1	
Molybdenum	<b>0.24J</b>	ug/L	1.0	0.10	1	07/26/16 13:45	07/27/16 13:49	7439-98-7	
Selenium	<b>0.46J</b>	ug/L	1.0	0.18	1	07/26/16 13:45	07/27/16 13:49	7782-49-2	
Thallium	ND	ug/L	1.0	0.50	1	07/26/16 13:45	07/27/16 13:49	7440-28-0	
<b>7470 Mercury</b>		Analytical Method: EPA 7470 Preparation Method: EPA 7470							
Mercury	ND	ug/L	0.20	0.039	1	07/26/16 15:45	07/27/16 11:50	7439-97-6	
<b>2540C Total Dissolved Solids</b>		Analytical Method: SM 2540C							
Total Dissolved Solids	<b>352</b>	mg/L	5.0	5.0	1		07/27/16 09:23		
<b>9040 pH</b>		Analytical Method: EPA 9040							
pH	<b>7.4</b>	Std. Units	0.10	0.10	1		07/26/16 09:55		H6
<b>9056 IC Anions</b>		Analytical Method: EPA 9056							
Chloride	<b>8.1</b>	mg/L	1.0	0.50	1		07/30/16 19:06	16887-00-6	
Fluoride	<b>0.082J</b>	mg/L	0.20	0.027	1		07/30/16 19:06	16984-48-8	
Sulfate	<b>22.5</b>	mg/L	2.0	0.31	2		07/31/16 15:11	14808-79-8	

## REPORT OF LABORATORY ANALYSIS

This report shall not be reproduced, except in full,  
without the written consent of Pace Analytical Services, Inc..

### ANALYTICAL RESULTS

Project: Alliant-Lansing Iowa/25216070

Pace Project No.: 60224091

Sample: FIELD BLANK		Lab ID: 60224091006		Collected: 07/20/16 14:15		Received: 07/22/16 08:40		Matrix: Water	
Parameters	Results	Units	Report Limit	MDL	DF	Prepared	Analyzed	CAS No.	Qual
<b>6010 MET ICP</b>		Analytical Method: EPA 6010		Preparation Method: EPA 3010					
Boron	ND	ug/L	100	50.0	1	07/26/16 13:45	07/28/16 16:05	7440-42-8	
Calcium	ND	mg/L	0.10	0.0081	1	07/26/16 13:45	07/28/16 16:05	7440-70-2	
Lithium	ND	ug/L	10.0	4.9	1	07/26/16 13:45	07/28/16 16:05	7439-93-2	
<b>6020 MET ICPMS</b>		Analytical Method: EPA 6020		Preparation Method: EPA 3010					
Antimony	ND	ug/L	1.0	0.058	1	07/26/16 13:45	07/27/16 13:14	7440-36-0	
Arsenic	ND	ug/L	1.0	0.10	1	07/26/16 13:45	07/27/16 13:14	7440-38-2	
Barium	ND	ug/L	1.0	0.14	1	07/26/16 13:45	07/27/16 13:14	7440-39-3	
Beryllium	ND	ug/L	0.50	0.080	1	07/26/16 13:45	07/27/16 13:14	7440-41-7	
Cadmium	ND	ug/L	0.50	0.029	1	07/26/16 13:45	07/27/16 13:14	7440-43-9	
Chromium	ND	ug/L	1.0	0.34	1	07/26/16 13:45	07/27/16 13:14	7440-47-3	
Cobalt	ND	ug/L	1.0	0.50	1	07/26/16 13:45	07/27/16 13:14	7440-48-4	
Lead	ND	ug/L	1.0	0.19	1	07/26/16 13:45	07/27/16 13:14	7439-92-1	
Molybdenum	ND	ug/L	1.0	0.10	1	07/26/16 13:45	07/27/16 13:14	7439-98-7	
Selenium	ND	ug/L	1.0	0.18	1	07/26/16 13:45	07/27/16 13:14	7782-49-2	
Thallium	ND	ug/L	1.0	0.50	1	07/26/16 13:45	07/27/16 13:14	7440-28-0	
<b>7470 Mercury</b>		Analytical Method: EPA 7470		Preparation Method: EPA 7470					
Mercury	ND	ug/L	0.20	0.039	1	07/26/16 15:45	07/27/16 11:53	7439-97-6	
<b>2540C Total Dissolved Solids</b>		Analytical Method: SM 2540C							
Total Dissolved Solids	ND	mg/L	5.0	5.0	1		07/27/16 09:23		
<b>9040 pH</b>		Analytical Method: EPA 9040							
pH	<b>6.8</b>	Std. Units	0.10	0.10	1		07/26/16 09:55		H6
<b>9056 IC Anions</b>		Analytical Method: EPA 9056							
Chloride	ND	mg/L	1.0	0.50	1		07/30/16 19:20	16887-00-6	
Fluoride	ND	mg/L	0.20	0.027	1		07/30/16 19:20	16984-48-8	
Sulfate	ND	mg/L	1.0	0.15	1		07/30/16 19:20	14808-79-8	

### REPORT OF LABORATORY ANALYSIS

This report shall not be reproduced, except in full,  
without the written consent of Pace Analytical Services, Inc..

### QUALITY CONTROL DATA

Project: Alliant-Lansing Iowa/25216070

Pace Project No.: 60224091

QC Batch: 440089 Analysis Method: EPA 7470  
 QC Batch Method: EPA 7470 Analysis Description: 7470 Mercury  
 Associated Lab Samples: 60224091001, 60224091002, 60224091003, 60224091004, 60224091005, 60224091006

METHOD BLANK: 1800386 Matrix: Water  
 Associated Lab Samples: 60224091001, 60224091002, 60224091003, 60224091004, 60224091005, 60224091006

Parameter	Units	Blank Result	Reporting Limit	MDL	Analyzed	Qualifiers
Mercury	ug/L	ND	0.20	0.039	07/27/16 11:04	

LABORATORY CONTROL SAMPLE: 1800387

Parameter	Units	Spike Conc.	LCS Result	LCS % Rec	% Rec Limits	Qualifiers
Mercury	ug/L	5	5.1	102	80-120	

MATRIX SPIKE & MATRIX SPIKE DUPLICATE: 1800388 1800389

Parameter	Units	1800388		1800389		% Rec	% Rec	% Rec	% Rec	Limits	RPD	Max RPD	Qual
		60223899001	MS Spike Conc.	MSD Spike Conc.	MS Result								
Mercury	ug/L	ND	5	5	3.7	3.5	74	69	75-125	7	20	M1	

Results presented on this page are in the units indicated by the "Units" column except where an alternate unit is presented to the right of the result.

### REPORT OF LABORATORY ANALYSIS

This report shall not be reproduced, except in full,  
without the written consent of Pace Analytical Services, Inc..

### QUALITY CONTROL DATA

Project: Alliant-Lansing Iowa/25216070

Pace Project No.: 60224091

QC Batch: 440051 Analysis Method: EPA 6010  
 QC Batch Method: EPA 3010 Analysis Description: 6010 MET  
 Associated Lab Samples: 60224091001, 60224091002, 60224091003, 60224091004, 60224091005, 60224091006

METHOD BLANK: 1800206 Matrix: Water  
 Associated Lab Samples: 60224091001, 60224091002, 60224091003, 60224091004, 60224091005, 60224091006

Parameter	Units	Blank Result	Reporting Limit	MDL	Analyzed	Qualifiers
Boron	ug/L	ND	100	50.0	07/28/16 15:40	
Calcium	mg/L	0.0098J	0.10	0.0081	07/28/16 15:40	
Lithium	ug/L	ND	10.0	4.9	07/28/16 15:40	

LABORATORY CONTROL SAMPLE: 1800207

Parameter	Units	Spike Conc.	LCS Result	LCS % Rec	% Rec Limits	Qualifiers
Boron	ug/L	1000	984	98	80-120	
Calcium	mg/L	10	10.1	101	80-120	
Lithium	ug/L	1000	997	100	80-120	

MATRIX SPIKE & MATRIX SPIKE DUPLICATE: 1800208 1800209

Parameter	Units	60224091001		1800209		MS		MSD		% Rec Limits	RPD	Max RPD	Qual
		Result	MS Spike Conc.	MSD Spike Conc.	MS Result	MSD Result	% Rec	% Rec					
Boron	ug/L	417	1000	1000	1400	1420	98	100	75-125	1	20		
Calcium	mg/L	45.1	10	10	53.6	54.6	85	96	75-125	2	20		
Lithium	ug/L	5.0J	1000	1000	1000	998	100	99	75-125	0	20		

Results presented on this page are in the units indicated by the "Units" column except where an alternate unit is presented to the right of the result.

### REPORT OF LABORATORY ANALYSIS

This report shall not be reproduced, except in full,  
without the written consent of Pace Analytical Services, Inc..

### QUALITY CONTROL DATA

Project: Alliant-Lansing Iowa/25216070  
Pace Project No.: 60224091

QC Batch: 440062 Analysis Method: EPA 6020  
QC Batch Method: EPA 3010 Analysis Description: 6020 MET  
Associated Lab Samples: 60224091001, 60224091002, 60224091003, 60224091004, 60224091005, 60224091006

METHOD BLANK: 1800243 Matrix: Water  
Associated Lab Samples: 60224091001, 60224091002, 60224091003, 60224091004, 60224091005, 60224091006

Parameter	Units	Blank Result	Reporting Limit	MDL	Analyzed	Qualifiers
Antimony	ug/L	ND	1.0	0.058	07/27/16 12:22	
Arsenic	ug/L	ND	1.0	0.10	07/27/16 12:22	
Barium	ug/L	ND	1.0	0.14	07/27/16 12:22	
Beryllium	ug/L	ND	0.50	0.080	07/27/16 12:22	
Cadmium	ug/L	ND	0.50	0.029	07/27/16 12:22	
Chromium	ug/L	ND	1.0	0.34	07/27/16 12:22	
Cobalt	ug/L	ND	1.0	0.50	07/27/16 12:22	
Lead	ug/L	ND	1.0	0.19	07/27/16 12:22	
Molybdenum	ug/L	ND	1.0	0.10	07/27/16 12:22	
Selenium	ug/L	ND	1.0	0.18	07/27/16 12:22	
Thallium	ug/L	ND	1.0	0.50	07/27/16 12:22	

LABORATORY CONTROL SAMPLE: 1800244

Parameter	Units	Spike Conc.	LCS Result	LCS % Rec	% Rec Limits	Qualifiers
Antimony	ug/L	40	41.1	103	80-120	
Arsenic	ug/L	40	42.2	106	80-120	
Barium	ug/L	40	40.9	102	80-120	
Beryllium	ug/L	40	41.0	102	80-120	
Cadmium	ug/L	40	41.4	104	80-120	
Chromium	ug/L	40	42.1	105	80-120	
Cobalt	ug/L	40	42.1	105	80-120	
Lead	ug/L	40	40.7	102	80-120	
Molybdenum	ug/L	40	42.6	107	80-120	
Selenium	ug/L	40	41.2	103	80-120	
Thallium	ug/L	40	40.0	100	80-120	

MATRIX SPIKE & MATRIX SPIKE DUPLICATE: 1800245 1800246

Parameter	Units	60224043001 Result	MS		MSD		MS % Rec	MSD % Rec	% Rec Limits	RPD	Max RPD	Qual
			Spike Conc.	MS Conc.	Spike Conc.	MSD Conc.						
Antimony	ug/L	ND	40	40	40.1	39.7	99	98	75-125	1	20	
Arsenic	ug/L	26.9	40	40	67.5	67.2	102	101	75-125	0	20	
Barium	ug/L	231	40	40	272	268	104	94	75-125	1	20	
Beryllium	ug/L	ND	40	40	36.7	36.4	91	91	75-125	1	20	
Cadmium	ug/L	ND	40	40	39.8	39.8	99	99	75-125	0	20	
Chromium	ug/L	3.3	40	40	44.7	44.1	103	102	75-125	1	20	
Cobalt	ug/L	1.7	40	40	41.7	41.3	100	99	75-125	1	20	

Results presented on this page are in the units indicated by the "Units" column except where an alternate unit is presented to the right of the result.

### REPORT OF LABORATORY ANALYSIS

This report shall not be reproduced, except in full,  
without the written consent of Pace Analytical Services, Inc..

### QUALITY CONTROL DATA

Project: Alliant-Lansing Iowa/25216070

Pace Project No.: 60224091

Parameter	Units	1800245		1800246		MS Result	MSD Result	MS % Rec	MSD % Rec	% Rec Limits	Max RPD	RPD	Qual
		60224043001 Result	MS Spike Conc.	MSD Spike Conc.	MS Result								
Lead	ug/L	3.1	40	40	44.8	44.5	104	103	75-125	1	20		
Molybdenum	ug/L	4.3	40	40	46.4	46.3	105	105	75-125	0	20		
Selenium	ug/L	ND	40	40	37.0	37.5	92	93	75-125	1	20		
Thallium	ug/L	ND	40	40	41.9	41.3	104	103	75-125	1	20		

Results presented on this page are in the units indicated by the "Units" column except where an alternate unit is presented to the right of the result.

### REPORT OF LABORATORY ANALYSIS

This report shall not be reproduced, except in full,  
without the written consent of Pace Analytical Services, Inc..

### QUALITY CONTROL DATA

Project: Alliant-Lansing Iowa/25216070

Pace Project No.: 60224091

QC Batch: 440161

Analysis Method: SM 2540C

QC Batch Method: SM 2540C

Analysis Description: 2540C Total Dissolved Solids

Associated Lab Samples: 60224091001, 60224091002, 60224091003, 60224091004, 60224091005, 60224091006

METHOD BLANK: 1800706

Matrix: Water

Associated Lab Samples: 60224091001, 60224091002, 60224091003, 60224091004, 60224091005, 60224091006

Parameter	Units	Blank Result	Reporting Limit	MDL	Analyzed	Qualifiers
Total Dissolved Solids	mg/L	ND	5.0	5.0	07/27/16 09:15	

LABORATORY CONTROL SAMPLE: 1800707

Parameter	Units	Spike Conc.	LCS Result	LCS % Rec	% Rec Limits	Qualifiers
Total Dissolved Solids	mg/L	1000	953	95	80-120	

SAMPLE DUPLICATE: 1800713

Parameter	Units	60224084001 Result	Dup Result	RPD	Max RPD	Qualifiers
Total Dissolved Solids	mg/L	1500	1500	0	10	

SAMPLE DUPLICATE: 1800714

Parameter	Units	60224336001 Result	Dup Result	RPD	Max RPD	Qualifiers
Total Dissolved Solids	mg/L	133	129	3	10	

Results presented on this page are in the units indicated by the "Units" column except where an alternate unit is presented to the right of the result.

### REPORT OF LABORATORY ANALYSIS

This report shall not be reproduced, except in full,  
without the written consent of Pace Analytical Services, Inc..

### QUALITY CONTROL DATA

Project: Alliant-Lansing Iowa/25216070

Pace Project No.: 60224091

QC Batch: 439913 Analysis Method: EPA 9040

QC Batch Method: EPA 9040 Analysis Description: 9040 pH

Associated Lab Samples: 60224091001, 60224091002, 60224091003, 60224091004, 60224091005, 60224091006

SAMPLE DUPLICATE: 1799744

Parameter	Units	60223869001 Result	Dup Result	RPD	Max RPD	Qualifiers
pH	Std. Units	11.5	11.5	0	10	H6

Results presented on this page are in the units indicated by the "Units" column except where an alternate unit is presented to the right of the result.

### REPORT OF LABORATORY ANALYSIS

This report shall not be reproduced, except in full,  
without the written consent of Pace Analytical Services, Inc..



### QUALITY CONTROL DATA

Project: Alliant-Lansing Iowa/25216070  
Project No.: 60224091

QC Batch: 440695 Analysis Method: EPA 9056  
QC Batch Method: EPA 9056 Analysis Description: 9056 IC Anions  
Associated Lab Samples: 60224091001, 60224091002, 60224091003, 60224091004, 60224091005, 60224091006

METHOD BLANK: 1803126 Matrix: Water  
Associated Lab Samples: 60224091001, 60224091002, 60224091003, 60224091004, 60224091005, 60224091006

Parameter	Units	Blank Result	Reporting Limit	MDL	Analyzed	Qualifiers
Chloride	mg/L	ND	1.0	0.50	07/30/16 16:31	
Fluoride	mg/L	ND	0.20	0.027	07/30/16 16:31	
Sulfate	mg/L	ND	1.0	0.15	07/30/16 16:31	

LABORATORY CONTROL SAMPLE: 1803127

Parameter	Units	Spike Conc.	LCS Result	LCS % Rec	% Rec Limits	Qualifiers
Chloride	mg/L	5	4.7	94	80-120	
Fluoride	mg/L	2.5	2.3	93	80-120	
Sulfate	mg/L	5	4.6	92	80-120	

MATRIX SPIKE & MATRIX SPIKE DUPLICATE: 1803128 1803129

Parameter	Units	60224091001 Result	MS Spike Conc.	MSD Spike Conc.	MS Result	MSD Result	MS % Rec	MSD % Rec	% Rec Limits	RPD	Max RPD	Qual
Chloride	mg/L	18.2	5	5	23.0	23.0	97	97	80-120	0	15	
Fluoride	mg/L	0.25	2.5	2.5	2.7	2.7	98	98	80-120	0	15	

SAMPLE DUPLICATE: 1803130

Parameter	Units	60224091002 Result	Dup Result	RPD	Max RPD	Qualifiers
Chloride	mg/L	15.1	15.0	0	15	
Fluoride	mg/L	0.22	0.21	5	15	
Sulfate	mg/L	0.29J	0.25J		15	

Results presented on this page are in the units indicated by the "Units" column except where an alternate unit is presented to the right of the result.

### REPORT OF LABORATORY ANALYSIS

This report shall not be reproduced, except in full,  
without the written consent of Pace Analytical Services, Inc..

### QUALITY CONTROL DATA

Project: Alliant-Lansing Iowa/25216070

Pace Project No.: 60224091

QC Batch: 440716 Analysis Method: EPA 9056  
 QC Batch Method: EPA 9056 Analysis Description: 9056 IC Anions  
 Associated Lab Samples: 60224091001, 60224091003, 60224091004, 60224091005

METHOD BLANK: 1803287 Matrix: Water  
 Associated Lab Samples: 60224091001, 60224091003, 60224091004, 60224091005

Parameter	Units	Blank Result	Reporting Limit	MDL	Analyzed	Qualifiers
Sulfate	mg/L	ND	1.0	0.15	07/31/16 12:50	

LABORATORY CONTROL SAMPLE: 1803288

Parameter	Units	Spike Conc.	LCS Result	LCS % Rec	% Rec Limits	Qualifiers
Sulfate	mg/L	5	4.7	94	80-120	

MATRIX SPIKE & MATRIX SPIKE DUPLICATE: 1803289 1803290

Parameter	Units	60224091001 Result	MS Spike Conc.	MSD Spike Conc.	MS Result	MSD Result	MS % Rec	MSD % Rec	% Rec Limits	RPD	Max RPD	Qual
Sulfate	mg/L	37.5	25	25	55.8	62.7	73	101	80-120	12	15	M1

SAMPLE DUPLICATE: 1803291

Parameter	Units	60224091003 Result	Dup Result	RPD	Max RPD	Qualifiers
Sulfate	mg/L	56.0	56.0	0	15	

Results presented on this page are in the units indicated by the "Units" column except where an alternate unit is presented to the right of the result.

### REPORT OF LABORATORY ANALYSIS

This report shall not be reproduced, except in full,  
without the written consent of Pace Analytical Services, Inc..

## QUALIFIERS

Project: Alliant-Lansing Iowa/25216070

Pace Project No.: 60224091

---

### DEFINITIONS

DF - Dilution Factor, if reported, represents the factor applied to the reported data due to dilution of the sample aliquot.

ND - Not Detected at or above adjusted reporting limit.

J - Estimated concentration above the adjusted method detection limit and below the adjusted reporting limit.

MDL - Adjusted Method Detection Limit.

PQL - Practical Quantitation Limit.

RL - Reporting Limit.

S - Surrogate

1,2-Diphenylhydrazine decomposes to and cannot be separated from Azobenzene using Method 8270. The result for each analyte is a combined concentration.

Consistent with EPA guidelines, unrounded data are displayed and have been used to calculate % recovery and RPD values.

LCS(D) - Laboratory Control Sample (Duplicate)

MS(D) - Matrix Spike (Duplicate)

DUP - Sample Duplicate

RPD - Relative Percent Difference

NC - Not Calculable.

SG - Silica Gel - Clean-Up

U - Indicates the compound was analyzed for, but not detected.

N-Nitrosodiphenylamine decomposes and cannot be separated from Diphenylamine using Method 8270. The result reported for each analyte is a combined concentration.

Pace Analytical is TNI accredited. Contact your Pace PM for the current list of accredited analytes.

TNI - The NELAC Institute.

### LABORATORIES

PASI-K Pace Analytical Services - Kansas City

### ANALYTE QUALIFIERS

H6 Analysis initiated outside of the 15 minute EPA required holding time.

M1 Matrix spike recovery exceeded QC limits. Batch accepted based on laboratory control sample (LCS) recovery.

## REPORT OF LABORATORY ANALYSIS

This report shall not be reproduced, except in full,  
without the written consent of Pace Analytical Services, Inc..

### QUALITY CONTROL DATA CROSS REFERENCE TABLE

Project: Alliant-Lansing Iowa/25216070

Pace Project No.: 60224091

Lab ID	Sample ID	QC Batch Method	QC Batch	Analytical Method	Analytical Batch
60224091001	MW 301		441091		
60224091002	MW 302		441091		
60224091003	MW 303		441091		
60224091004	MW 20		441091		
60224091005	MW 6		441091		
60224091001	MW 301	EPA 3010	440051	EPA 6010	440093
60224091002	MW 302	EPA 3010	440051	EPA 6010	440093
60224091003	MW 303	EPA 3010	440051	EPA 6010	440093
60224091004	MW 20	EPA 3010	440051	EPA 6010	440093
60224091005	MW 6	EPA 3010	440051	EPA 6010	440093
60224091006	FIELD BLANK	EPA 3010	440051	EPA 6010	440093
60224091001	MW 301	EPA 3010	440062	EPA 6020	440101
60224091002	MW 302	EPA 3010	440062	EPA 6020	440101
60224091003	MW 303	EPA 3010	440062	EPA 6020	440101
60224091004	MW 20	EPA 3010	440062	EPA 6020	440101
60224091005	MW 6	EPA 3010	440062	EPA 6020	440101
60224091006	FIELD BLANK	EPA 3010	440062	EPA 6020	440101
60224091001	MW 301	EPA 7470	440089	EPA 7470	440115
60224091002	MW 302	EPA 7470	440089	EPA 7470	440115
60224091003	MW 303	EPA 7470	440089	EPA 7470	440115
60224091004	MW 20	EPA 7470	440089	EPA 7470	440115
60224091005	MW 6	EPA 7470	440089	EPA 7470	440115
60224091006	FIELD BLANK	EPA 7470	440089	EPA 7470	440115
60224091001	MW 301	SM 2540C	440161		
60224091002	MW 302	SM 2540C	440161		
60224091003	MW 303	SM 2540C	440161		
60224091004	MW 20	SM 2540C	440161		
60224091005	MW 6	SM 2540C	440161		
60224091006	FIELD BLANK	SM 2540C	440161		
60224091001	MW 301	EPA 9040	439913		
60224091002	MW 302	EPA 9040	439913		
60224091003	MW 303	EPA 9040	439913		
60224091004	MW 20	EPA 9040	439913		
60224091005	MW 6	EPA 9040	439913		
60224091006	FIELD BLANK	EPA 9040	439913		
60224091001	MW 301	EPA 9056	440695		
60224091001	MW 301	EPA 9056	440716		
60224091002	MW 302	EPA 9056	440695		
60224091003	MW 303	EPA 9056	440695		
60224091003	MW 303	EPA 9056	440716		
60224091004	MW 20	EPA 9056	440695		
60224091004	MW 20	EPA 9056	440716		
60224091005	MW 6	EPA 9056	440695		

### REPORT OF LABORATORY ANALYSIS

This report shall not be reproduced, except in full,  
without the written consent of Pace Analytical Services, Inc..

### QUALITY CONTROL DATA CROSS REFERENCE TABLE

Project: Alliant-Lansing Iowa/25216070

Pace Project No.: 60224091

---

Lab ID	Sample ID	QC Batch Method	QC Batch	Analytical Method	Analytical Batch
60224091005	MW 6	EPA 9056	440716		
60224091006	FIELD BLANK	EPA 9056	440695		

### REPORT OF LABORATORY ANALYSIS

This report shall not be reproduced, except in full,  
without the written consent of Pace Analytical Services, Inc..



Sample Condition Upon Receipt

WO#: 60224091
Barcode
60224091

Client Name: SCS

Courier: FedEx [X] UPS [ ] VIA [ ] Clay [ ] PEX [ ] ECI [ ] Pace [ ] Other [ ] Client [ ]
Tracking #: 7836 7554 5400 Pace Shipping Label Used? Yes [ ] No [ ]

Optional
Proj Due Date:
Proj Name:

Custody Seal on Cooler/Box Present: Yes [X] No [ ] Seals intact: Yes [X] No [ ]

Packing Material: Bubble Wrap [ ] Bubble Bags [ ] Foam [ ] None [X] Other [ ]

Thermometer Used: CF-1.1 T-266 / CF-0.1 T-239 Type of Ice: Wet [ ] Blue [ ] None [ ] Samples received on ice, cooling process has begun. (circle one)

Cooler Temperature: 0.4
Temperature should be above freezing to 6°C

Date and initials of person examining contents: JBZ/22

Table with 18 rows of inspection items and checkboxes. Items include Chain of Custody, Short Hold Time, Rush Turn Around Time, etc.

Client Notification/ Resolution: Copy COC to Client? Y / [X] Field Data Required? Y / N

Person Contacted: Date/Time:

Comments/ Resolution:

Project Manager Review: [Signature] Date: 7.22.16





January 25, 2018

Meghan Blodgett  
SCS Engineers  
2830 Dairy Drive  
Madison, WI 53718

RE: Project: Lansing Gen Station/25216070  
Pace Project No.: 60224097

Dear Meghan Blodgett:


Enclosed are the analytical results for sample(s) received by the laboratory on July 22, 2016. The results relate only to the samples included in this report. Results reported herein conform to the most current, applicable TNI/NELAC standards and the laboratory's Quality Assurance Manual, where applicable, unless otherwise noted in the body of the report.

Revision 1 - This report replaces the August 16, 2016 report. This report has been reissued on January 25, 2018. In 2017, the process for calculating Total Radium concentration using results from individual Ra-226 and Ra-228 analyses was standardized. At the client's request, this project from 2016 has been revised to include a Total Radium concentration using the standardized method.

Amended Report, Revision 1 on 1/25/18, Total Radium Concentration

If you have any questions concerning this report, please feel free to contact me.

Sincerely,



Trudy Gipson  
trudy.gipson@pacelabs.com  
1(913)563-1405  
Project Manager

Enclosures

cc: Tom Karwaski, SCS Engineers

Kyle Kramer, SCS Engineers



## REPORT OF LABORATORY ANALYSIS

This report shall not be reproduced, except in full,  
without the written consent of Pace Analytical Services, LLC.



January 25, 2018  
Page 2

cc: Jeff Maxted, Alliant Energy



## **REPORT OF LABORATORY ANALYSIS**

This report shall not be reproduced, except in full,  
without the written consent of Pace Analytical Services, LLC.

## CERTIFICATIONS

Project: Lansing Gen Station/25216070

Pace Project No.: 60224097

---

### Pennsylvania Certification IDs

1638 Roseytown Rd Suites 2,3&4, Greensburg, PA 15601

L-A-B DOD-ELAP Accreditation #: L2417

Alabama Certification #: 41590

Arizona Certification #: AZ0734

Arkansas Certification

California Certification #: 04222CA

Colorado Certification

Connecticut Certification #: PH-0694

Delaware Certification

Florida/TNI Certification #: E87683

Georgia Certification #: C040

Guam Certification

Hawaii Certification

Idaho Certification

Illinois Certification

Indiana Certification

Iowa Certification #: 391

Kansas/TNI Certification #: E-10358

Kentucky Certification #: 90133

Louisiana DHH/TNI Certification #: LA140008

Louisiana DEQ/TNI Certification #: 4086

Maine Certification #: PA00091

Maryland Certification #: 308

Massachusetts Certification #: M-PA1457

Michigan/PADEP Certification

Missouri Certification #: 235

Montana Certification #: Cert 0082

Nebraska Certification #: NE-05-29-14

Nevada Certification #: PA014572015-1

New Hampshire/TNI Certification #: 2976

New Jersey/TNI Certification #: PA 051

New Mexico Certification #: PA01457

New York/TNI Certification #: 10888

North Carolina Certification #: 42706

North Dakota Certification #: R-190

Oregon/TNI Certification #: PA200002

Pennsylvania/TNI Certification #: 65-00282

Puerto Rico Certification #: PA01457

Rhode Island Certification #: 65-00282

South Dakota Certification

Tennessee Certification #: TN2867

Texas/TNI Certification #: T104704188-14-8

Utah/TNI Certification #: PA014572015-5

USDA Soil Permit #: P330-14-00213

Vermont Dept. of Health: ID# VT-0282

Virgin Island/PADEP Certification

Virginia/VELAP Certification #: 460198

Washington Certification #: C868

West Virginia DEP Certification #: 143

West Virginia DHHR Certification #: 9964C

Wisconsin Certification

Wyoming Certification #: 8TMS-L

---

## REPORT OF LABORATORY ANALYSIS

This report shall not be reproduced, except in full,  
without the written consent of Pace Analytical Services, LLC.

## SAMPLE SUMMARY

Project: Lansing Gen Station/25216070

Pace Project No.: 60224097

Lab ID	Sample ID	Matrix	Date Collected	Date Received
60224097001	MW-301	Water	07/20/16 19:50	07/22/16 08:40
60224097002	MW-302	Water	07/20/16 16:10	07/22/16 08:40
60224097003	MW-303	Water	07/20/16 15:20	07/22/16 08:40
60224097004	MW-20	Water	07/20/16 14:40	07/22/16 08:40
60224097005	MW-6	Water	07/20/16 19:00	07/22/16 08:40
60224097006	FIELD BLANK	Water	07/20/16 14:15	07/22/16 08:40

## REPORT OF LABORATORY ANALYSIS

This report shall not be reproduced, except in full,  
without the written consent of Pace Analytical Services, LLC.

### SAMPLE ANALYTE COUNT

Project: Lansing Gen Station/25216070

Pace Project No.: 60224097

Lab ID	Sample ID	Method	Analysts	Analytes Reported	Laboratory
60224097001	MW-301	EPA 903.1	WRR	1	PASI-PA
		EPA 904.0	JLW	1	PASI-PA
		Total Radium Calculation	JAL	1	PASI-PA
60224097002	MW-302	EPA 903.1	WRR	1	PASI-PA
		EPA 904.0	JLW	1	PASI-PA
		Total Radium Calculation	JAL	1	PASI-PA
60224097003	MW-303	EPA 903.1	WRR	1	PASI-PA
		EPA 904.0	JLW	1	PASI-PA
		Total Radium Calculation	JAL	1	PASI-PA
60224097004	MW-20	EPA 903.1	WRR	1	PASI-PA
		EPA 904.0	JLW	1	PASI-PA
		Total Radium Calculation	JAL	1	PASI-PA
60224097005	MW-6	EPA 903.1	WRR	1	PASI-PA
		EPA 904.0	JLW	1	PASI-PA
		Total Radium Calculation	JAL	1	PASI-PA
60224097006	FIELD BLANK	EPA 903.1	WRR	1	PASI-PA
		EPA 904.0	JLW	1	PASI-PA
		Total Radium Calculation	JAL	1	PASI-PA

### REPORT OF LABORATORY ANALYSIS

This report shall not be reproduced, except in full,  
without the written consent of Pace Analytical Services, LLC.

### ANALYTICAL RESULTS - RADIOCHEMISTRY

Project: Lansing Gen Station/25216070

Pace Project No.: 60224097

**Sample: MW-301**      **Lab ID: 60224097001**      Collected: 07/20/16 19:50      Received: 07/22/16 08:40      Matrix: Water  
PWS:      Site ID:      Sample Type:

Parameters	Method	Act ± Unc (MDC) Carr Trac	Units	Analyzed	CAS No.	Qual
Radium-226	EPA 903.1	<b>0.126 ± 0.302 (0.583)</b> C:NA T:95%	pCi/L	08/16/16 12:16	13982-63-3	
Radium-228	EPA 904.0	<b>-0.0306 ± 0.340 (0.796)</b> C:74% T:85%	pCi/L	08/15/16 17:04	15262-20-1	
Total Radium	Total Radium Calculation	<b>0.126 ± 0.642 (1.38)</b>	pCi/L	08/16/16 11:37	7440-14-4	

### REPORT OF LABORATORY ANALYSIS

This report shall not be reproduced, except in full,  
without the written consent of Pace Analytical Services, LLC.

### ANALYTICAL RESULTS - RADIOCHEMISTRY

Project: Lansing Gen Station/25216070

Pace Project No.: 60224097

**Sample: MW-302**      **Lab ID: 60224097002**      Collected: 07/20/16 16:10      Received: 07/22/16 08:40      Matrix: Water  
PWS:      Site ID:      Sample Type:

Parameters	Method	Act ± Unc (MDC) Carr Trac	Units	Analyzed	CAS No.	Qual
Radium-226	EPA 903.1	<b>0.969 ± 0.692 (0.942)</b> <b>C:NA T:90%</b>	pCi/L	08/16/16 11:22	13982-63-3	
Radium-228	EPA 904.0	<b>1.10 ± 0.440 (0.674)</b> <b>C:76% T:87%</b>	pCi/L	08/15/16 17:04	15262-20-1	
Total Radium	Total Radium Calculation	<b>2.07 ± 1.13 (1.62)</b>	pCi/L	08/16/16 15:05	7440-14-4	

### REPORT OF LABORATORY ANALYSIS

This report shall not be reproduced, except in full,  
without the written consent of Pace Analytical Services, LLC.

### ANALYTICAL RESULTS - RADIOCHEMISTRY

Project: Lansing Gen Station/25216070

Pace Project No.: 60224097

**Sample: MW-303**      **Lab ID: 60224097003**      Collected: 07/20/16 15:20      Received: 07/22/16 08:40      Matrix: Water  
PWS:      Site ID:      Sample Type:

Parameters	Method	Act ± Unc (MDC) Carr Trac	Units	Analyzed	CAS No.	Qual
Radium-226	EPA 903.1	<b>0.372 ± 0.388 (0.547)</b> C:NA T:88%	pCi/L	08/16/16 01:48	13982-63-3	
Radium-228	EPA 904.0	<b>0.396 ± 0.340 (0.679)</b> C:72% T:86%	pCi/L	08/15/16 17:04	15262-20-1	
Total Radium	Total Radium Calculation	<b>0.768 ± 0.728 (1.23)</b>	pCi/L	08/16/16 15:05	7440-14-4	

### REPORT OF LABORATORY ANALYSIS

This report shall not be reproduced, except in full,  
without the written consent of Pace Analytical Services, LLC.

### ANALYTICAL RESULTS - RADIOCHEMISTRY

Project: Lansing Gen Station/25216070

Pace Project No.: 60224097

**Sample: MW-20**      **Lab ID: 60224097004**      Collected: 07/20/16 14:40      Received: 07/22/16 08:40      Matrix: Water  
PWS:      Site ID:      Sample Type:

Parameters	Method	Act ± Unc (MDC) Carr Trac	Units	Analyzed	CAS No.	Qual
Radium-226	EPA 903.1	<b>0.324 ± 0.338 (0.477)</b> C:NA T:96%	pCi/L	08/16/16 02:00	13982-63-3	
Radium-228	EPA 904.0	<b>0.708 ± 0.397 (0.708)</b> C:71% T:84%	pCi/L	08/15/16 17:05	15262-20-1	
Total Radium	Total Radium Calculation	<b>1.03 ± 0.735 (1.19)</b>	pCi/L	08/16/16 15:05	7440-14-4	

### REPORT OF LABORATORY ANALYSIS

This report shall not be reproduced, except in full,  
without the written consent of Pace Analytical Services, LLC.



### ANALYTICAL RESULTS - RADIOCHEMISTRY

Project: Lansing Gen Station/25216070

Pace Project No.: 60224097

**Sample: MW-6**      **Lab ID: 60224097005**      Collected: 07/20/16 19:00      Received: 07/22/16 08:40      Matrix: Water  
PWS:      Site ID:      Sample Type:

Parameters	Method	Act ± Unc (MDC) Carr Trac	Units	Analyzed	CAS No.	Qual
Radium-226	EPA 903.1	<b>0.0668 ± 0.305 (0.620)</b> C:NA T:93%	pCi/L	08/16/16 01:42	13982-63-3	
Radium-228	EPA 904.0	<b>0.657 ± 0.355 (0.622)</b> C:76% T:87%	pCi/L	08/15/16 17:05	15262-20-1	
Total Radium	Total Radium Calculation	<b>0.724 ± 0.660 (1.24)</b>	pCi/L	08/16/16 15:05	7440-14-4	

### REPORT OF LABORATORY ANALYSIS

This report shall not be reproduced, except in full,  
without the written consent of Pace Analytical Services, LLC.

## ANALYTICAL RESULTS - RADIOCHEMISTRY

Project: Lansing Gen Station/25216070

Pace Project No.: 60224097

---

**Sample: FIELD BLANK**      **Lab ID: 60224097006**      Collected: 07/20/16 14:15      Received: 07/22/16 08:40      Matrix: Water  
PWS:      Site ID:      Sample Type:

Parameters	Method	Act ± Unc (MDC) Carr Trac	Units	Analyzed	CAS No.	Qual
Radium-226	EPA 903.1	<b>0.195 ± 0.382 (0.699)</b> C:NA T:93%	pCi/L	08/16/16 01:16	13982-63-3	
Radium-228	EPA 904.0	<b>0.540 ± 0.329 (0.594)</b> C:75% T:88%	pCi/L	08/15/16 17:05	15262-20-1	
Total Radium	Total Radium Calculation	<b>0.735 ± 0.711 (1.29)</b>	pCi/L	08/16/16 15:05	7440-14-4	

## REPORT OF LABORATORY ANALYSIS

This report shall not be reproduced, except in full,  
without the written consent of Pace Analytical Services, LLC.

**QUALITY CONTROL - RADIOCHEMISTRY**

Project: Lansing Gen Station/25216070

Pace Project No.: 60224097

QC Batch: 228934 Analysis Method: EPA 903.1

QC Batch Method: EPA 903.1 Analysis Description: 903.1 Radium-226

Associated Lab Samples: 60224097001, 60224097002, 60224097003, 60224097004, 60224097005, 60224097006

METHOD BLANK: 1122217 Matrix: Water

Associated Lab Samples: 60224097001, 60224097002, 60224097003, 60224097004, 60224097005, 60224097006

Parameter	Act ± Unc (MDC) Carr Trac	Units	Analyzed	Qualifiers
Radium-226	0.568 ± 0.451 (0.586) C:NA T:96%	pCi/L	08/16/16 01:12	

Results presented on this page are in the units indicated by the "Units" column except where an alternate unit is presented to the right of the result.

**REPORT OF LABORATORY ANALYSIS**

This report shall not be reproduced, except in full,  
without the written consent of Pace Analytical Services, LLC.

### QUALITY CONTROL - RADIOCHEMISTRY

Project: Lansing Gen Station/25216070

Pace Project No.: 60224097

QC Batch: 228896 Analysis Method: EPA 904.0

QC Batch Method: EPA 904.0 Analysis Description: 904.0 Radium 228

Associated Lab Samples: 60224097001, 60224097002, 60224097003, 60224097004, 60224097005, 60224097006

METHOD BLANK: 1121827 Matrix: Water

Associated Lab Samples: 60224097001, 60224097002, 60224097003, 60224097004, 60224097005, 60224097006

Parameter	Act ± Unc (MDC) Carr Trac	Units	Analyzed	Qualifiers
Radium-228	0.396 ± 0.384 (0.790) C:80% T:81%	pCi/L	08/15/16 17:02	

Results presented on this page are in the units indicated by the "Units" column except where an alternate unit is presented to the right of the result.

### REPORT OF LABORATORY ANALYSIS

This report shall not be reproduced, except in full,  
without the written consent of Pace Analytical Services, LLC.

## QUALIFIERS

Project: Lansing Gen Station/25216070

Pace Project No.: 60224097

---

### DEFINITIONS

DF - Dilution Factor, if reported, represents the factor applied to the reported data due to dilution of the sample aliquot.

ND - Not Detected at or above adjusted reporting limit.

TNTC - Too Numerous To Count

J - Estimated concentration above the adjusted method detection limit and below the adjusted reporting limit.

MDL - Adjusted Method Detection Limit.

PQL - Practical Quantitation Limit.

RL - Reporting Limit.

S - Surrogate

1,2-Diphenylhydrazine decomposes to and cannot be separated from Azobenzene using Method 8270. The result for each analyte is a combined concentration.

Consistent with EPA guidelines, unrounded data are displayed and have been used to calculate % recovery and RPD values.

LCS(D) - Laboratory Control Sample (Duplicate)

MS(D) - Matrix Spike (Duplicate)

DUP - Sample Duplicate

RPD - Relative Percent Difference

NC - Not Calculable.

SG - Silica Gel - Clean-Up

U - Indicates the compound was analyzed for, but not detected.

N-Nitrosodiphenylamine decomposes and cannot be separated from Diphenylamine using Method 8270. The result reported for each analyte is a combined concentration.

Act - Activity

Unc - Uncertainty: SDWA = 1.96 sigma count uncertainty, all other matrices = Expanded Uncertainty (95% confidence interval).

Gamma Spec = Expanded Uncertainty (95.4% Confidence Interval)

(MDC) - Minimum Detectable Concentration

Trac - Tracer Recovery (%)

Carr - Carrier Recovery (%)

Pace Analytical is TNI accredited. Contact your Pace PM for the current list of accredited analytes.

TNI - The NELAC Institute.

### LABORATORIES

PASI-PA Pace Analytical Services - Greensburg

## REPORT OF LABORATORY ANALYSIS

This report shall not be reproduced, except in full,  
without the written consent of Pace Analytical Services, LLC.

### QUALITY CONTROL DATA CROSS REFERENCE TABLE

Project: Lansing Gen Station/25216070

Pace Project No.: 60224097

Lab ID	Sample ID	QC Batch Method	QC Batch	Analytical Method	Analytical Batch
60224097001	MW-301	EPA 903.1	228934		
60224097002	MW-302	EPA 903.1	228934		
60224097003	MW-303	EPA 903.1	228934		
60224097004	MW-20	EPA 903.1	228934		
60224097005	MW-6	EPA 903.1	228934		
60224097006	FIELD BLANK	EPA 903.1	228934		
60224097001	MW-301	EPA 904.0	228896		
60224097002	MW-302	EPA 904.0	228896		
60224097003	MW-303	EPA 904.0	228896		
60224097004	MW-20	EPA 904.0	228896		
60224097005	MW-6	EPA 904.0	228896		
60224097006	FIELD BLANK	EPA 904.0	228896		
60224097001	MW-301	Total Radium Calculation	285975		
60224097002	MW-302	Total Radium Calculation	229933		
60224097003	MW-303	Total Radium Calculation	229933		
60224097004	MW-20	Total Radium Calculation	229933		
60224097005	MW-6	Total Radium Calculation	229933		
60224097006	FIELD BLANK	Total Radium Calculation	229933		

### REPORT OF LABORATORY ANALYSIS

This report shall not be reproduced, except in full,  
without the written consent of Pace Analytical Services, LLC.



Sample Condition Upon Receipt

WO#: 60224097



Client Name: SCS

Courier: FedEx  UPS  VIA  Clay  PEX  ECI  Pace  Other  Client

Tracking #: 783635545911 Pace Shipping Label Used? Yes  No

Custody Seal on Cooler/Box Present: Yes  No  Seals intact: Yes  No

Packing Material: Bubble Wrap  Bubble Bags  Foam  None  Other

Thermometer Used: CF-41.1 T-266 / CF-0.1 T-239 Type of Ice: Wet Blue  None  Samples received on ice, cooling process has begun. (circle one)

Cooler Temperature: 3-0

Date and initials of person examining contents: P 7/22/16

Temperature should be above freezing to 6°C

Chain of Custody present:	<input checked="" type="checkbox"/> Yes <input type="checkbox"/> No <input type="checkbox"/> N/A	1.
Chain of Custody filled out:	<input checked="" type="checkbox"/> Yes <input type="checkbox"/> No <input type="checkbox"/> N/A	2.
Chain of Custody relinquished:	<input checked="" type="checkbox"/> Yes <input type="checkbox"/> No <input type="checkbox"/> N/A	3.
Sampler name & signature on COC:	<input checked="" type="checkbox"/> Yes <input type="checkbox"/> No <input type="checkbox"/> N/A	4.
Samples arrived within holding time:	<input checked="" type="checkbox"/> Yes <input type="checkbox"/> No <input type="checkbox"/> N/A	5.
Short Hold Time analyses (<72hr):	<input type="checkbox"/> Yes <input checked="" type="checkbox"/> No <input type="checkbox"/> N/A	6.
Rush Turn Around Time requested:	<input type="checkbox"/> Yes <input checked="" type="checkbox"/> No <input type="checkbox"/> N/A	7.
Sufficient volume:	<input checked="" type="checkbox"/> Yes <input type="checkbox"/> No <input type="checkbox"/> N/A	8.
Correct containers used:	<input checked="" type="checkbox"/> Yes <input type="checkbox"/> No <input type="checkbox"/> N/A	9.
Pace containers used:	<input checked="" type="checkbox"/> Yes <input type="checkbox"/> No <input type="checkbox"/> N/A	9.
Containers intact:	<input checked="" type="checkbox"/> Yes <input type="checkbox"/> No <input type="checkbox"/> N/A	10.
Unpreserved 5035A soils frozen w/in 48hrs?	<input type="checkbox"/> Yes <input type="checkbox"/> No <input checked="" type="checkbox"/> N/A	11.
Filtered volume received for dissolved tests?	<input type="checkbox"/> Yes <input type="checkbox"/> No <input checked="" type="checkbox"/> N/A	12.
Sample labels match COC:	<input checked="" type="checkbox"/> Yes <input type="checkbox"/> No <input type="checkbox"/> N/A	13.
Includes date/time/ID/analyses Matrix: <u>WT</u>		13.
All containers needing preservation have been checked.	<input checked="" type="checkbox"/> Yes <input type="checkbox"/> No <input type="checkbox"/> N/A	14.
All containers needing preservation are found to be in compliance with EPA recommendation.	<input checked="" type="checkbox"/> Yes <input type="checkbox"/> No <input type="checkbox"/> N/A	14.
Exceptions: VOA, Coliform, O&G, WI-DRO (water)	<input type="checkbox"/> Yes <input checked="" type="checkbox"/> No	Initial when completed
Trip Blank present:	<input type="checkbox"/> Yes <input type="checkbox"/> No <input checked="" type="checkbox"/> N/A	Lot # of added preservative
Pace Trip Blank lot # (if purchased):		15.
Headspace in VOA vials (>6mm):	<input type="checkbox"/> Yes <input type="checkbox"/> No <input checked="" type="checkbox"/> N/A	16.
Project sampled in USDA Regulated Area:	<input type="checkbox"/> Yes <input type="checkbox"/> No <input checked="" type="checkbox"/> N/A	17. List State:
Additional labels attached to 5035A vials in the field?	<input type="checkbox"/> Yes <input type="checkbox"/> No <input checked="" type="checkbox"/> N/A	18.

Client Notification/ Resolution: Copy COC to Client? Y / N Field Data Required? Y / N

Person Contacted: \_\_\_\_\_ Date/Time: \_\_\_\_\_

Comments/ Resolution: \_\_\_\_\_

Project Manager Review: [Signature] Date: 7-22-16





# Chain of Custody



Workorder: 60224097    Workorder Name: Lansing Gen Station/25216070    Owner Received Date: 7/22/2016 Results Requested By: 8/16/2016

Report To: **Subcontract To**    Requested Analysis

Trudy Gipson  
Pace Analytical Kansas  
9608 Loiret Blvd.  
Lenexa, KS 66219  
Phone (913)599-5665

Pace Analytical Pittsburgh  
1638 Roseytown Road  
Suites 2,3, & 4  
Greensburg, PA 15601  
Phone (724)850-5600

WO#: 30191001

Item	Sample ID	Sample Type	Collect Date/Time	Lab ID	Matrix	Preserved Containers		Total Radium	LAB USE ONLY
						903.1 Radium-226	904.0 Radium-228		
1	MW-301	PS	7/20/2016 19:50	60224097001	Water	2		X	001
2	MW-302	PS	7/20/2016 16:10	60224097002	Water	2		X	002
3	MW-303	PS	7/20/2016 15:20	60224097003	Water	2		X	003
4	MW-20	PS	7/20/2016 14:40	60224097004	Water	2		X	004
5	MW-6	PS	7/20/2016 19:00	60224097005	Water	2		X	005
6	FIELD BLANK	PS	7/20/2016 14:15	60224097006	Water	2		X	006

Transfers		Released By	Date/Time	Received	Date/Time	Comments
1		<i>[Signature]</i>	7/26/16	<i>[Signature]</i>	7/26/16	
2		<i>[Signature]</i>	7/26/16	<i>[Signature]</i>		
3						

Cooler Temperature on Receipt N/A °C    Custody Seal Y or N    Received on Ice Y or N    Samples Intact Y or N

\*\*\*In order to maintain client confidentiality, location/name of the sampling site, sampler's name and signature may not be provided on this COC document. This chain of custody is considered complete as is since this information is available in the owner laboratory.

# Sample Condition Upon Receipt Pittsburgh



30191001

Client Name: Pace KS

Project # \_\_\_\_\_

Courier:  Fed Ex  UPS  USPS  Client  Commercial  Pace Other \_\_\_\_\_

Tracking #: 6703 1646 7365

Custody Seal on Cooler/Box Present:  yes  no Seals intact:  yes  no

Thermometer Used N/A Type of Ice: Wet Blue None

Cooler Temperature Observed Temp N/A °C Correction Factor: N/A °C Final Temp: N/A °C

Temp should be above freezing to 6°C

Date and Initials of person examining contents: RTB 7/26/16

Comments:	Yes	No	N/A	
Chain of Custody Present:	X			1.
Chain of Custody Filled Out:	X			2.
Chain of Custody Relinquished:	X			3.
Sampler Name & Signature on COC:		X		4.
Sample Labels match COC: -Includes date/time/ID/Analysis Matrix: <u>WT</u>	X			5.
Samples Arrived within Hold Time:	X			6.
Short Hold Time Analysis (<72hr remaining):		X		7.
Rush Turn Around Time Requested:		X		8.
Sufficient Volume:	X			9.
Correct Containers Used: -Pace Containers Used:	X			10.
Containers Intact:	X			11.
Filtered volume received for Dissolved tests			X	12.
All containers needing preservation have been checked.	X			13.
All containers needing preservation are found to be in compliance with EPA recommendation.	X			PH<2
exceptions: VOA, coliform, TOC, O&G, Phenolics				Initial when completed <u>7/26/16</u> Date/time of preservation <u>RTB</u>
				Lot # of added preservative
Headspace in VOA Vials (>6mm):			X	14.
Trip Blank Present:			X	15.
Trip Blank Custody Seals Present			X	

**Client Notification/ Resolution:**

Person Contacted: \_\_\_\_\_ Date/Time: \_\_\_\_\_ Contacted By: \_\_\_\_\_

Comments/ Resolution: \_\_\_\_\_

Note: Whenever there is a discrepancy affecting North Carolina compliance samples, a copy of this form will be sent to the North Carolina DEHNR Certification Office ( i.e out of hold, incorrect preservative, out of temp, incorrect containers)

## A4 Round 4 Background Sampling, Analytical Laboratory Report

December 02, 2016

Meghan Blodgett  
SCS Engineers  
2830 Dairy Drive  
Madison, WI 53718

RE: Project: Alliant-Lansing/25216070  
Pace Project No.: 60231107

Dear Meghan Blodgett:

Enclosed are the analytical results for sample(s) received by the laboratory on October 29, 2016. The results relate only to the samples included in this report. Results reported herein conform to the most current, applicable TNI/NELAC standards and the laboratory's Quality Assurance Manual, where applicable, unless otherwise noted in the body of the report.

Amended Report, Revision 1 on 12/2/16, Field Data

If you have any questions concerning this report, please feel free to contact me.

Sincerely,



Trudy Gipson  
trudy.gipson@pacelabs.com  
Project Manager

Enclosures

cc: Tom Karwaski, SCS Engineers  
Jeff Maxted, Alliant Energy



## REPORT OF LABORATORY ANALYSIS

This report shall not be reproduced, except in full,  
without the written consent of Pace Analytical Services, LLC.

## CERTIFICATIONS

Project: Alliant-Lansing/25216070

Pace Project No.: 60231107

---

### **Kansas Certification IDs**

9608 Loiret Boulevard, Lenexa, KS 66219

WY STR Certification #: 2456.01

Arkansas Certification #: 15-016-0

Illinois Certification #: 003097

Iowa Certification #: 118

Kansas/NELAP Certification #: E-10116

Louisiana Certification #: 03055

Nevada Certification #: KS000212008A

Oklahoma Certification #: 9205/9935

Texas Certification #: T104704407

Utah Certification #: KS00021

Kansas Field Laboratory Accreditation: # E-92587

Missouri Certification: 10070

---

## REPORT OF LABORATORY ANALYSIS

This report shall not be reproduced, except in full,  
without the written consent of Pace Analytical Services, LLC.

## SAMPLE SUMMARY

Project: Alliant-Lansing/25216070

Pace Project No.: 60231107

Lab ID	Sample ID	Matrix	Date Collected	Date Received
60231107001	MW-6	Water	10/27/16 09:26	10/29/16 08:25
60231107002	MW-20	Water	10/26/16 14:46	10/29/16 08:25
60231107003	MW-301	Water	10/26/16 13:46	10/29/16 08:25
60231107004	MW-302	Water	10/26/16 13:01	10/29/16 08:25
60231107005	MW-303	Water	10/26/16 15:56	10/29/16 08:25
60231107006	FIELD BLANK	Water	10/27/16 09:45	10/29/16 08:25

## REPORT OF LABORATORY ANALYSIS

This report shall not be reproduced, except in full,  
without the written consent of Pace Analytical Services, LLC.

### SAMPLE ANALYTE COUNT

Project: Alliant-Lansing/25216070

Pace Project No.: 60231107

Lab ID	Sample ID	Method	Analysts	Analytes Reported	Laboratory
60231107001	MW-6	EPA 6010	SMW	3	PASI-K
		EPA 6020	JGP	11	PASI-K
		EPA 7470	ZBM	1	PASI-K
		SM 2540C	JSS	1	PASI-K
		EPA 9040	AGO	1	PASI-K
		EPA 9056	OL	3	PASI-K
60231107002	MW-20	EPA 6010	SMW	3	PASI-K
		EPA 6020	JGP	11	PASI-K
		EPA 7470	ZBM	1	PASI-K
		SM 2540C	JSS	1	PASI-K
		EPA 9040	AGO	1	PASI-K
		EPA 9056	OL	3	PASI-K
60231107003	MW-301	EPA 6010	SMW	3	PASI-K
		EPA 6020	JGP	11	PASI-K
		EPA 7470	ZBM	1	PASI-K
		SM 2540C	JSS	1	PASI-K
		EPA 9040	AGO	1	PASI-K
		EPA 9056	OL	3	PASI-K
60231107004	MW-302	EPA 6010	SMW	3	PASI-K
		EPA 6020	JGP	11	PASI-K
		EPA 7470	ZBM	1	PASI-K
		SM 2540C	JSS	1	PASI-K
		EPA 9040	AGO	1	PASI-K
		EPA 9056	OL	3	PASI-K
60231107005	MW-303	EPA 6010	SMW	3	PASI-K
		EPA 6020	JGP	11	PASI-K
		EPA 7470	ZBM	1	PASI-K
		SM 2540C	JSS	1	PASI-K
		EPA 9040	AGO	1	PASI-K
		EPA 9056	OL	3	PASI-K
60231107006	FIELD BLANK	EPA 6010	SMW	3	PASI-K
		EPA 6020	JGP	11	PASI-K
		EPA 7470	ZBM	1	PASI-K
		SM 2540C	JSS	1	PASI-K
		EPA 9040	AGO	1	PASI-K
		EPA 9056	OL	3	PASI-K

### REPORT OF LABORATORY ANALYSIS

This report shall not be reproduced, except in full,  
without the written consent of Pace Analytical Services, LLC.

## ANALYTICAL RESULTS

Project: Alliant-Lansing/25216070

Pace Project No.: 60231107

Sample: MW-6		Lab ID: 60231107001		Collected: 10/27/16 09:26		Received: 10/29/16 08:25		Matrix: Water	
Parameters	Results	Units	Report Limit	MDL	DF	Prepared	Analyzed	CAS No.	Qual
<b>Field Data</b>		Analytical Method:							
Collected By	<b>Client</b>				1		10/27/16 09:26		
Field pH	<b>7.56</b>	Std. Units	0.10	0.050	1		10/27/16 09:26		
Field Temperature	<b>10</b>	deg C	0.50	0.25	1		10/27/16 09:26		
Field Specific Conductance	<b>590</b>	umhos/cm	1.0	1.0	1		10/27/16 09:26		
Field Oxidation Potential	<b>122</b>	mV			1		10/27/16 09:26		
Oxygen, Dissolved	<b>8.6</b>	mg/L			1		10/27/16 09:26	7782-44-7	
Turbidity	<b>2.10</b>	NTU	1.0	1.0	1		10/27/16 09:26		
Groundwater Elevation	<b>670.82</b>	feet			1		10/27/16 09:26		
<b>6010 MET ICP</b>		Analytical Method: EPA 6010 Preparation Method: EPA 3010							
Boron	ND	ug/L	100	50.0	1	10/31/16 10:00	10/31/16 17:23	7440-42-8	
Calcium	<b>68.6</b>	mg/L	0.10	0.0081	1	10/31/16 10:00	10/31/16 17:23	7440-70-2	
Lithium	ND	ug/L	10.0	4.9	1	10/31/16 10:00	10/31/16 17:23	7439-93-2	
<b>6020 MET ICPMS</b>		Analytical Method: EPA 6020 Preparation Method: EPA 3010							
Antimony	ND	ug/L	1.0	0.058	1	10/31/16 10:00	11/09/16 18:10	7440-36-0	
Arsenic	<b>0.19J</b>	ug/L	1.0	0.10	1	10/31/16 10:00	11/09/16 18:10	7440-38-2	
Barium	<b>44.6</b>	ug/L	1.0	0.14	1	10/31/16 10:00	11/09/16 18:10	7440-39-3	
Beryllium	ND	ug/L	0.50	0.080	1	10/31/16 10:00	11/09/16 18:10	7440-41-7	
Cadmium	ND	ug/L	0.50	0.029	1	10/31/16 10:00	11/09/16 18:10	7440-43-9	
Chromium	<b>0.81J</b>	ug/L	1.0	0.34	1	10/31/16 10:00	11/09/16 18:10	7440-47-3	
Cobalt	ND	ug/L	1.0	0.50	1	10/31/16 10:00	11/09/16 18:10	7440-48-4	
Lead	ND	ug/L	1.0	0.19	1	10/31/16 10:00	11/09/16 18:10	7439-92-1	
Molybdenum	<b>0.31J</b>	ug/L	1.0	0.10	1	10/31/16 10:00	11/09/16 18:10	7439-98-7	
Selenium	<b>0.54J</b>	ug/L	1.0	0.18	1	10/31/16 10:00	11/10/16 11:06	7782-49-2	
Thallium	ND	ug/L	1.0	0.50	1	10/31/16 10:00	11/09/16 18:10	7440-28-0	
<b>7470 Mercury</b>		Analytical Method: EPA 7470 Preparation Method: EPA 7470							
Mercury	ND	ug/L	0.20	0.039	1	11/04/16 16:30	11/07/16 11:13	7439-97-6	
<b>2540C Total Dissolved Solids</b>		Analytical Method: SM 2540C							
Total Dissolved Solids	<b>337</b>	mg/L	5.0	5.0	1		11/01/16 11:04		
<b>9040 pH</b>		Analytical Method: EPA 9040							
pH	<b>7.7</b>	Std. Units	0.10	0.10	1		11/07/16 14:10		H6
<b>9056 IC Anions</b>		Analytical Method: EPA 9056							
Chloride	<b>6.8</b>	mg/L	1.0	0.50	1		11/09/16 14:50	16887-00-6	
Fluoride	<b>0.12J</b>	mg/L	0.20	0.027	1		11/09/16 14:50	16984-48-8	M1
Sulfate	<b>25.2</b>	mg/L	2.0	0.31	2		11/10/16 08:21	14808-79-8	

## REPORT OF LABORATORY ANALYSIS

This report shall not be reproduced, except in full,  
without the written consent of Pace Analytical Services, LLC.



## ANALYTICAL RESULTS

Project: Alliant-Lansing/25216070

Pace Project No.: 60231107

Sample: MW-20      Lab ID: 60231107002      Collected: 10/26/16 14:46      Received: 10/29/16 08:25      Matrix: Water									
Parameters	Results	Units	Report Limit	MDL	DF	Prepared	Analyzed	CAS No.	Qual
<b>Field Data</b> Analytical Method:									
Collected By	<b>Client</b>				1		10/26/16 14:46		
Field pH	<b>7.77</b>	Std. Units	0.10	0.050	1		10/26/16 14:46		
Field Temperature	<b>13.7</b>	deg C	0.50	0.25	1		10/26/16 14:46		
Field Specific Conductance	<b>1118</b>	umhos/cm	1.0	1.0	1		10/26/16 14:46		
Field Oxidation Potential	<b>-97</b>	mV			1		10/26/16 14:46		
Oxygen, Dissolved	<b>0</b>	mg/L			1		10/26/16 14:46	7782-44-7	
Turbidity	<b>42.15</b>	NTU	1.0	1.0	1		10/26/16 14:46		
Groundwater Elevation	<b>651.32</b>	feet			1		10/26/16 14:46		
<b>6010 MET ICP</b> Analytical Method: EPA 6010      Preparation Method: EPA 3010									
Boron	<b>4140</b>	ug/L	100	50.0	1	10/31/16 10:00	10/31/16 17:27	7440-42-8	
Calcium	<b>146</b>	mg/L	0.10	0.0081	1	10/31/16 10:00	10/31/16 17:27	7440-70-2	
Lithium	<b>ND</b>	ug/L	10.0	4.9	1	10/31/16 10:00	10/31/16 17:27	7439-93-2	
<b>6020 MET ICPMS</b> Analytical Method: EPA 6020      Preparation Method: EPA 3010									
Antimony	<b>0.067J</b>	ug/L	1.0	0.058	1	10/31/16 10:00	11/09/16 18:23	7440-36-0	
Arsenic	<b>1.4</b>	ug/L	1.0	0.10	1	10/31/16 10:00	11/09/16 18:23	7440-38-2	
Barium	<b>106</b>	ug/L	1.0	0.14	1	10/31/16 10:00	11/09/16 18:23	7440-39-3	
Beryllium	<b>ND</b>	ug/L	0.50	0.080	1	10/31/16 10:00	11/09/16 18:23	7440-41-7	
Cadmium	<b>ND</b>	ug/L	0.50	0.029	1	10/31/16 10:00	11/09/16 18:23	7440-43-9	
Chromium	<b>ND</b>	ug/L	1.0	0.34	1	10/31/16 10:00	11/09/16 18:23	7440-47-3	
Cobalt	<b>1.1</b>	ug/L	1.0	0.50	1	10/31/16 10:00	11/09/16 18:23	7440-48-4	
Lead	<b>ND</b>	ug/L	1.0	0.19	1	10/31/16 10:00	11/09/16 18:23	7439-92-1	
Molybdenum	<b>70.2</b>	ug/L	1.0	0.10	1	10/31/16 10:00	11/09/16 18:23	7439-98-7	
Selenium	<b>17.0</b>	ug/L	1.0	0.18	1	10/31/16 10:00	11/10/16 11:14	7782-49-2	
Thallium	<b>ND</b>	ug/L	1.0	0.50	1	10/31/16 10:00	11/09/16 18:23	7440-28-0	
<b>7470 Mercury</b> Analytical Method: EPA 7470      Preparation Method: EPA 7470									
Mercury	<b>ND</b>	ug/L	0.20	0.039	1	11/04/16 16:30	11/07/16 11:15	7439-97-6	
<b>2540C Total Dissolved Solids</b> Analytical Method: SM 2540C									
Total Dissolved Solids	<b>783</b>	mg/L	5.0	5.0	1		11/01/16 10:51		
<b>9040 pH</b> Analytical Method: EPA 9040									
pH	<b>7.7</b>	Std. Units	0.10	0.10	1		11/07/16 14:10		H6
<b>9056 IC Anions</b> Analytical Method: EPA 9056									
Chloride	<b>1.8</b>	mg/L	1.0	0.50	1		11/09/16 15:33	16887-00-6	
Fluoride	<b>0.45</b>	mg/L	0.20	0.027	1		11/09/16 15:33	16984-48-8	
Sulfate	<b>545</b>	mg/L	50.0	7.7	50		11/10/16 09:03	14808-79-8	D6

## REPORT OF LABORATORY ANALYSIS

This report shall not be reproduced, except in full,  
without the written consent of Pace Analytical Services, LLC.

## ANALYTICAL RESULTS

Project: Alliant-Lansing/25216070

Pace Project No.: 60231107

Sample: MW-301		Lab ID: 60231107003		Collected: 10/26/16 13:46		Received: 10/29/16 08:25		Matrix: Water	
Parameters	Results	Units	Report Limit	MDL	DF	Prepared	Analyzed	CAS No.	Qual
<b>Field Data</b>		Analytical Method:							
Collected By	<b>Client</b>				1		10/26/16 13:46		
Field pH	<b>8.10</b>	Std. Units	0.10	0.050	1		10/26/16 13:46		
Field Temperature	<b>15.4</b>	deg C	0.50	0.25	1		10/26/16 13:46		
Field Specific Conductance	<b>456</b>	umhos/cm	1.0	1.0	1		10/26/16 13:46		
Field Oxidation Potential	<b>-156</b>	mV			1		10/26/16 13:46		
Oxygen, Dissolved	<b>0</b>	mg/L			1		10/26/16 13:46	7782-44-7	
Turbidity	<b>6.79</b>	NTU	1.0	1.0	1		10/26/16 13:46		
Groundwater Elevation	<b>624.97</b>	feet			1		10/26/16 13:46		
<b>6010 MET ICP</b>		Analytical Method: EPA 6010 Preparation Method: EPA 3010							
Boron	<b>554</b>	ug/L	100	50.0	1	10/31/16 10:00	10/31/16 17:38	7440-42-8	
Calcium	<b>55.5</b>	mg/L	0.10	0.0081	1	10/31/16 10:00	10/31/16 17:38	7440-70-2	
Lithium	<b>6.4J</b>	ug/L	10.0	4.9	1	10/31/16 10:00	10/31/16 17:38	7439-93-2	
<b>6020 MET ICPMS</b>		Analytical Method: EPA 6020 Preparation Method: EPA 3010							
Antimony	ND	ug/L	1.0	0.058	1	10/31/16 10:00	11/09/16 18:28	7440-36-0	
Arsenic	<b>3.5</b>	ug/L	1.0	0.10	1	10/31/16 10:00	11/09/16 18:28	7440-38-2	
Barium	<b>220</b>	ug/L	1.0	0.14	1	10/31/16 10:00	11/09/16 18:28	7440-39-3	
Beryllium	ND	ug/L	0.50	0.080	1	10/31/16 10:00	11/09/16 18:28	7440-41-7	
Cadmium	ND	ug/L	0.50	0.029	1	10/31/16 10:00	11/09/16 18:28	7440-43-9	
Chromium	<b>0.35J</b>	ug/L	1.0	0.34	1	10/31/16 10:00	11/09/16 18:28	7440-47-3	
Cobalt	ND	ug/L	1.0	0.50	1	10/31/16 10:00	11/09/16 18:28	7440-48-4	
Lead	ND	ug/L	1.0	0.19	1	10/31/16 10:00	11/09/16 18:28	7439-92-1	
Molybdenum	<b>8.1</b>	ug/L	1.0	0.10	1	10/31/16 10:00	11/09/16 18:28	7439-98-7	
Selenium	ND	ug/L	1.0	0.18	1	10/31/16 10:00	11/10/16 11:16	7782-49-2	
Thallium	ND	ug/L	1.0	0.50	1	10/31/16 10:00	11/09/16 18:28	7440-28-0	
<b>7470 Mercury</b>		Analytical Method: EPA 7470 Preparation Method: EPA 7470							
Mercury	ND	ug/L	0.20	0.039	1	11/04/16 16:30	11/07/16 11:18	7439-97-6	
<b>2540C Total Dissolved Solids</b>		Analytical Method: SM 2540C							
Total Dissolved Solids	<b>246</b>	mg/L	5.0	5.0	1		11/01/16 10:53		
<b>9040 pH</b>		Analytical Method: EPA 9040							
pH	<b>7.8</b>	Std. Units	0.10	0.10	1		11/07/16 14:10		H6
<b>9056 IC Anions</b>		Analytical Method: EPA 9056							
Chloride	<b>15.8</b>	mg/L	1.0	0.50	1		11/09/16 16:01	16887-00-6	
Fluoride	<b>0.26</b>	mg/L	0.20	0.027	1		11/09/16 16:01	16984-48-8	
Sulfate	<b>45.7</b>	mg/L	5.0	0.77	5		11/10/16 09:32	14808-79-8	

## REPORT OF LABORATORY ANALYSIS

This report shall not be reproduced, except in full,  
without the written consent of Pace Analytical Services, LLC.

## ANALYTICAL RESULTS

Project: Alliant-Lansing/25216070

Pace Project No.: 60231107

**Sample: MW-302**      **Lab ID: 60231107004**      Collected: 10/26/16 13:01      Received: 10/29/16 08:25      Matrix: Water

Parameters	Results	Units	Report			Prepared	Analyzed	CAS No.	Qual
			Limit	MDL	DF				
<b>Field Data</b>									
Analytical Method:									
Collected By	<b>Client</b>				1		10/26/16 13:01		
Field pH	<b>7.12</b>	Std. Units	0.10	0.050	1		10/26/16 13:01		
Field Temperature	<b>15.6</b>	deg C	0.50	0.25	1		10/26/16 13:01		
Field Specific Conductance	<b>1004</b>	umhos/cm	1.0	1.0	1		10/26/16 13:01		
Field Oxidation Potential	<b>-171</b>	mV			1		10/26/16 13:01		
Oxygen, Dissolved	<b>0</b>	mg/L			1		10/26/16 13:01	7782-44-7	
Turbidity	<b>11.14</b>	NTU	1.0	1.0	1		10/26/16 13:01		
Groundwater Elevation	<b>628.35</b>	feet			1		10/26/16 13:01		
<b>6010 MET ICP</b>									
Analytical Method: EPA 6010      Preparation Method: EPA 3010									
Boron	<b>673</b>	ug/L	100	50.0	1	10/31/16 10:00	10/31/16 17:41	7440-42-8	
Calcium	<b>110</b>	mg/L	0.10	0.0081	1	10/31/16 10:00	10/31/16 17:41	7440-70-2	
Lithium	ND	ug/L	10.0	4.9	1	10/31/16 10:00	10/31/16 17:41	7439-93-2	
<b>6020 MET ICPMS</b>									
Analytical Method: EPA 6020      Preparation Method: EPA 3010									
Antimony	ND	ug/L	1.0	0.058	1	10/31/16 10:00	11/09/16 18:32	7440-36-0	
Arsenic	<b>50.2</b>	ug/L	1.0	0.10	1	10/31/16 10:00	11/09/16 18:32	7440-38-2	
Barium	<b>648</b>	ug/L	1.0	0.14	1	10/31/16 10:00	11/09/16 18:32	7440-39-3	
Beryllium	ND	ug/L	0.50	0.080	1	10/31/16 10:00	11/09/16 18:32	7440-41-7	
Cadmium	ND	ug/L	0.50	0.029	1	10/31/16 10:00	11/09/16 18:32	7440-43-9	
Chromium	<b>0.56J</b>	ug/L	1.0	0.34	1	10/31/16 10:00	11/09/16 18:32	7440-47-3	
Cobalt	<b>1.1</b>	ug/L	1.0	0.50	1	10/31/16 10:00	11/09/16 18:32	7440-48-4	
Lead	ND	ug/L	1.0	0.19	1	10/31/16 10:00	11/09/16 18:32	7439-92-1	
Molybdenum	<b>1.2</b>	ug/L	1.0	0.10	1	10/31/16 10:00	11/09/16 18:32	7439-98-7	
Selenium	<b>0.28J</b>	ug/L	1.0	0.18	1	10/31/16 10:00	11/10/16 11:19	7782-49-2	
Thallium	ND	ug/L	1.0	0.50	1	10/31/16 10:00	11/09/16 18:32	7440-28-0	
<b>7470 Mercury</b>									
Analytical Method: EPA 7470      Preparation Method: EPA 7470									
Mercury	ND	ug/L	0.20	0.039	1	11/04/16 16:30	11/07/16 11:20	7439-97-6	
<b>2540C Total Dissolved Solids</b>									
Analytical Method: SM 2540C									
Total Dissolved Solids	<b>499</b>	mg/L	5.0	5.0	1		11/01/16 10:54		
<b>9040 pH</b>									
Analytical Method: EPA 9040									
pH	<b>7.0</b>	Std. Units	0.10	0.10	1		11/07/16 14:10		H6
<b>9056 IC Anions</b>									
Analytical Method: EPA 9056									
Chloride	<b>15.5</b>	mg/L	1.0	0.50	1		11/09/16 16:16	16887-00-6	
Fluoride	<b>0.26</b>	mg/L	0.20	0.027	1		11/09/16 16:16	16984-48-8	
Sulfate	<b>0.32J</b>	mg/L	1.0	0.15	1		11/09/16 16:16	14808-79-8	

## REPORT OF LABORATORY ANALYSIS

This report shall not be reproduced, except in full,  
without the written consent of Pace Analytical Services, LLC.

## ANALYTICAL RESULTS

Project: Alliant-Lansing/25216070

Pace Project No.: 60231107

Sample: MW-303		Lab ID: 60231107005		Collected: 10/26/16 15:56		Received: 10/29/16 08:25		Matrix: Water	
Parameters	Results	Units	Report Limit	MDL	DF	Prepared	Analyzed	CAS No.	Qual
<b>Field Data</b>		Analytical Method:							
Collected By	<b>Client</b>				1		10/26/16 15:56		
Field pH	<b>7.93</b>	Std. Units	0.10	0.050	1		10/26/16 15:56		
Field Temperature	<b>22.1</b>	deg C	0.50	0.25	1		10/26/16 15:56		
Field Specific Conductance	<b>776</b>	umhos/cm	1.0	1.0	1		10/26/16 15:56		
Field Oxidation Potential	<b>10</b>	mV			1		10/26/16 15:56		
Oxygen, Dissolved	<b>8.1</b>	mg/L			1		10/26/16 15:56	7782-44-7	
Turbidity	<b>3.02</b>	NTU	1.0	1.0	1		10/26/16 15:56		
Groundwater Elevation	<b>638.65</b>	feet			1		10/26/16 15:56		
<b>6010 MET ICP</b>		Analytical Method: EPA 6010 Preparation Method: EPA 3010							
Boron	<b>235</b>	ug/L	100	50.0	1	10/31/16 10:00	10/31/16 17:45	7440-42-8	
Calcium	<b>67.1</b>	mg/L	0.10	0.0081	1	10/31/16 10:00	10/31/16 17:45	7440-70-2	
Lithium	<b>10.4</b>	ug/L	10.0	4.9	1	10/31/16 10:00	10/31/16 17:45	7439-93-2	
<b>6020 MET ICPMS</b>		Analytical Method: EPA 6020 Preparation Method: EPA 3010							
Antimony	<b>0.25J</b>	ug/L	1.0	0.058	1	10/31/16 10:00	11/09/16 18:36	7440-36-0	
Arsenic	<b>1.8</b>	ug/L	1.0	0.10	1	10/31/16 10:00	11/09/16 18:36	7440-38-2	
Barium	<b>169</b>	ug/L	1.0	0.14	1	10/31/16 10:00	11/09/16 18:36	7440-39-3	
Beryllium	ND	ug/L	0.50	0.080	1	10/31/16 10:00	11/09/16 18:36	7440-41-7	
Cadmium	ND	ug/L	0.50	0.029	1	10/31/16 10:00	11/09/16 18:36	7440-43-9	
Chromium	ND	ug/L	1.0	0.34	1	10/31/16 10:00	11/09/16 18:36	7440-47-3	
Cobalt	ND	ug/L	1.0	0.50	1	10/31/16 10:00	11/09/16 18:36	7440-48-4	
Lead	ND	ug/L	1.0	0.19	1	10/31/16 10:00	11/09/16 18:36	7439-92-1	
Molybdenum	<b>16.1</b>	ug/L	1.0	0.10	1	10/31/16 10:00	11/09/16 18:36	7439-98-7	
Selenium	<b>0.60J</b>	ug/L	1.0	0.18	1	10/31/16 10:00	11/10/16 11:21	7782-49-2	
Thallium	ND	ug/L	1.0	0.50	1	10/31/16 10:00	11/09/16 18:36	7440-28-0	
<b>7470 Mercury</b>		Analytical Method: EPA 7470 Preparation Method: EPA 7470							
Mercury	ND	ug/L	0.20	0.039	1	11/04/16 16:30	11/07/16 11:22	7439-97-6	
<b>2540C Total Dissolved Solids</b>		Analytical Method: SM 2540C							
Total Dissolved Solids	<b>340</b>	mg/L	5.0	5.0	1		11/01/16 10:55		
<b>9040 pH</b>		Analytical Method: EPA 9040							
pH	<b>7.8</b>	Std. Units	0.10	0.10	1		11/07/16 14:10		H6
<b>9056 IC Anions</b>		Analytical Method: EPA 9056							
Chloride	<b>17.7</b>	mg/L	1.0	0.50	1		11/09/16 16:30	16887-00-6	
Fluoride	<b>0.31</b>	mg/L	0.20	0.027	1		11/09/16 16:30	16984-48-8	
Sulfate	<b>62.2</b>	mg/L	5.0	0.77	5		11/10/16 09:46	14808-79-8	

## REPORT OF LABORATORY ANALYSIS

This report shall not be reproduced, except in full,  
without the written consent of Pace Analytical Services, LLC.

### ANALYTICAL RESULTS

Project: Alliant-Lansing/25216070

Pace Project No.: 60231107

Sample: FIELD BLANK		Lab ID: 60231107006		Collected: 10/27/16 09:45		Received: 10/29/16 08:25		Matrix: Water	
Parameters	Results	Units	Report Limit	MDL	DF	Prepared	Analyzed	CAS No.	Qual
<b>6010 MET ICP</b>		Analytical Method: EPA 6010		Preparation Method: EPA 3010					
Boron	ND	ug/L	100	50.0	1	10/31/16 10:00	10/31/16 17:49	7440-42-8	
Calcium	<b>0.013J</b>	mg/L	0.10	0.0081	1	10/31/16 10:00	10/31/16 17:49	7440-70-2	
Lithium	ND	ug/L	10.0	4.9	1	10/31/16 10:00	10/31/16 17:49	7439-93-2	
<b>6020 MET ICPMS</b>		Analytical Method: EPA 6020		Preparation Method: EPA 3010					
Antimony	ND	ug/L	1.0	0.058	1	10/31/16 10:00	11/09/16 18:50	7440-36-0	
Arsenic	ND	ug/L	1.0	0.10	1	10/31/16 10:00	11/09/16 18:50	7440-38-2	
Barium	ND	ug/L	1.0	0.14	1	10/31/16 10:00	11/09/16 18:50	7440-39-3	
Beryllium	ND	ug/L	0.50	0.080	1	10/31/16 10:00	11/09/16 18:50	7440-41-7	
Cadmium	ND	ug/L	0.50	0.029	1	10/31/16 10:00	11/09/16 18:50	7440-43-9	
Chromium	ND	ug/L	1.0	0.34	1	10/31/16 10:00	11/09/16 18:50	7440-47-3	
Cobalt	ND	ug/L	1.0	0.50	1	10/31/16 10:00	11/09/16 18:50	7440-48-4	
Lead	ND	ug/L	1.0	0.19	1	10/31/16 10:00	11/09/16 18:50	7439-92-1	
Molybdenum	ND	ug/L	1.0	0.10	1	10/31/16 10:00	11/09/16 18:50	7439-98-7	
Selenium	ND	ug/L	1.0	0.18	1	10/31/16 10:00	11/10/16 11:29	7782-49-2	
Thallium	ND	ug/L	1.0	0.50	1	10/31/16 10:00	11/09/16 18:50	7440-28-0	
<b>7470 Mercury</b>		Analytical Method: EPA 7470		Preparation Method: EPA 7470					
Mercury	ND	ug/L	0.20	0.039	1	11/04/16 16:30	11/07/16 11:24	7439-97-6	
<b>2540C Total Dissolved Solids</b>		Analytical Method: SM 2540C							
Total Dissolved Solids	ND	mg/L	5.0	5.0	1		11/01/16 11:04		
<b>9040 pH</b>		Analytical Method: EPA 9040							
pH	<b>5.8</b>	Std. Units	0.10	0.10	1		11/10/16 13:15		H6
<b>9056 IC Anions</b>		Analytical Method: EPA 9056							
Chloride	ND	mg/L	1.0	0.50	1		11/09/16 17:12	16887-00-6	
Fluoride	ND	mg/L	0.20	0.027	1		11/09/16 17:12	16984-48-8	
Sulfate	ND	mg/L	1.0	0.15	1		11/09/16 17:12	14808-79-8	

### REPORT OF LABORATORY ANALYSIS

This report shall not be reproduced, except in full,  
without the written consent of Pace Analytical Services, LLC.

### QUALITY CONTROL DATA

Project: Alliant-Lansing/25216070

Pace Project No.: 60231107

QC Batch: 453535 Analysis Method: EPA 7470  
 QC Batch Method: EPA 7470 Analysis Description: 7470 Mercury  
 Associated Lab Samples: 60231107001, 60231107002, 60231107003, 60231107004, 60231107005, 60231107006

METHOD BLANK: 1856607 Matrix: Water  
 Associated Lab Samples: 60231107001, 60231107002, 60231107003, 60231107004, 60231107005, 60231107006

Parameter	Units	Blank Result	Reporting Limit	MDL	Analyzed	Qualifiers
Mercury	ug/L	ND	0.20	0.039	11/07/16 11:09	

LABORATORY CONTROL SAMPLE: 1856608

Parameter	Units	Spike Conc.	LCS Result	LCS % Rec	% Rec Limits	Qualifiers
Mercury	ug/L	5	5.0	99	80-120	

MATRIX SPIKE & MATRIX SPIKE DUPLICATE: 1856609 1856610

Parameter	Units	60231109003 Result	MS		MSD		MS % Rec	MSD % Rec	% Rec Limits	RPD	Max RPD	Qual
			Spike Conc.	MS Result	Spike Conc.	MSD Result						
Mercury	ug/L	ND	5	3.6	5	3.5	73	70	75-125	3	20	M1

Results presented on this page are in the units indicated by the "Units" column except where an alternate unit is presented to the right of the result.

### REPORT OF LABORATORY ANALYSIS

This report shall not be reproduced, except in full,  
without the written consent of Pace Analytical Services, LLC.

**QUALITY CONTROL DATA**

Project: Alliant-Lansing/25216070

Pace Project No.: 60231107

---

QC Batch: 452700 Analysis Method: EPA 6010  
 QC Batch Method: EPA 3010 Analysis Description: 6010 MET  
 Associated Lab Samples: 60231107001, 60231107002, 60231107003, 60231107004, 60231107005, 60231107006

---

METHOD BLANK: 1853412 Matrix: Water  
 Associated Lab Samples: 60231107001, 60231107002, 60231107003, 60231107004, 60231107005, 60231107006

Parameter	Units	Blank Result	Reporting Limit	MDL	Analyzed	Qualifiers
Boron	ug/L	ND	100	50.0	10/31/16 17:19	
Calcium	mg/L	ND	0.10	0.0081	10/31/16 17:19	
Lithium	ug/L	ND	10.0	4.9	10/31/16 17:19	

LABORATORY CONTROL SAMPLE: 1853413

Parameter	Units	Spike Conc.	LCS Result	LCS % Rec	% Rec Limits	Qualifiers
Boron	ug/L	1000	946	95	80-120	
Calcium	mg/L	10	9.8	98	80-120	
Lithium	ug/L	1000	1020	102	80-120	

MATRIX SPIKE & MATRIX SPIKE DUPLICATE: 1853414 1853415

Parameter	Units	60231107002		1853414		1853415		% Rec Limits	% Rec	Max RPD	Qual
		MS Result	MS Spike Conc.	MS Result	MS Spike Conc.	MS Result	MS Spike Conc.				
Boron	ug/L	4140	1000	1000	5210	5160	107	102	75-125	1	20
Calcium	mg/L	146	10	10	156	157	103	112	75-125	1	20
Lithium	ug/L	ND	1000	1000	1060	1070	106	107	75-125	1	20

Results presented on this page are in the units indicated by the "Units" column except where an alternate unit is presented to the right of the result.

**REPORT OF LABORATORY ANALYSIS**

This report shall not be reproduced, except in full,  
 without the written consent of Pace Analytical Services, LLC.

### QUALITY CONTROL DATA

Project: Alliant-Lansing/25216070  
Pace Project No.: 60231107

QC Batch: 452698 Analysis Method: EPA 6020  
QC Batch Method: EPA 3010 Analysis Description: 6020 MET  
Associated Lab Samples: 60231107001, 60231107002, 60231107003, 60231107004, 60231107005, 60231107006

METHOD BLANK: 1853408 Matrix: Water  
Associated Lab Samples: 60231107001, 60231107002, 60231107003, 60231107004, 60231107005, 60231107006

Parameter	Units	Blank Result	Reporting Limit	MDL	Analyzed	Qualifiers
Antimony	ug/L	ND	1.0	0.058	11/09/16 17:57	
Arsenic	ug/L	ND	1.0	0.10	11/09/16 17:57	
Barium	ug/L	0.21J	1.0	0.14	11/09/16 17:57	
Beryllium	ug/L	ND	0.50	0.080	11/09/16 17:57	
Cadmium	ug/L	ND	0.50	0.029	11/09/16 17:57	
Chromium	ug/L	ND	1.0	0.34	11/09/16 17:57	
Cobalt	ug/L	ND	1.0	0.50	11/09/16 17:57	
Lead	ug/L	ND	1.0	0.19	11/09/16 17:57	
Molybdenum	ug/L	ND	1.0	0.10	11/09/16 17:57	
Selenium	ug/L	ND	1.0	0.18	11/10/16 11:01	
Thallium	ug/L	ND	1.0	0.50	11/09/16 17:57	

LABORATORY CONTROL SAMPLE: 1853409

Parameter	Units	Spike Conc.	LCS Result	LCS % Rec	% Rec Limits	Qualifiers
Antimony	ug/L	40	40.7	102	80-120	
Arsenic	ug/L	40	39.6	99	80-120	
Barium	ug/L	40	40.7	102	80-120	
Beryllium	ug/L	40	38.6	97	80-120	
Cadmium	ug/L	40	40.4	101	80-120	
Chromium	ug/L	40	41.3	103	80-120	
Cobalt	ug/L	40	40.8	102	80-120	
Lead	ug/L	40	41.0	103	80-120	
Molybdenum	ug/L	40	42.6	106	80-120	
Selenium	ug/L	40	40.2	100	80-120	
Thallium	ug/L	40	39.6	99	80-120	

MATRIX SPIKE & MATRIX SPIKE DUPLICATE: 1853410 1853411

Parameter	Units	MS		MSD		MS % Rec	MSD % Rec	% Rec Limits	RPD	Max RPD	Qual
		Spike Conc.	Result	Spike Conc.	Result						
Antimony	ug/L	40	ND	40	41.0	102	103	75-125	0	20	
Arsenic	ug/L	40	0.19J	40	39.8	99	100	75-125	1	20	
Barium	ug/L	40	44.6	40	85.6	102	104	75-125	1	20	
Beryllium	ug/L	40	ND	40	36.4	91	93	75-125	2	20	
Cadmium	ug/L	40	ND	40	39.8	99	99	75-125	1	20	
Chromium	ug/L	40	0.81J	40	41.9	103	102	75-125	0	20	
Cobalt	ug/L	40	ND	40	39.9	100	100	75-125	0	20	

Results presented on this page are in the units indicated by the "Units" column except where an alternate unit is presented to the right of the result.

### REPORT OF LABORATORY ANALYSIS

This report shall not be reproduced, except in full,  
without the written consent of Pace Analytical Services, LLC.



### QUALITY CONTROL DATA

Project: Alliant-Lansing/25216070

Pace Project No.: 60231107

Parameter	Units	60231107001		1853410		1853411		% Rec	% Rec	% Rec	% Rec	Limits	RPD	Max RPD	Qual
		Result	MS Spike Conc.	MSD Spike Conc.	MS Result	MSD Result	MS % Rec								
Lead	ug/L	ND	40	40	41.0	41.2	102	103	75-125	0	20				
Molybdenum	ug/L	0.31J	40	40	43.6	44.1	108	109	75-125	1	20				
Selenium	ug/L	0.54J	40	40	38.4	39.3	95	97	75-125	2	20				
Thallium	ug/L	ND	40	40	39.7	40.0	99	100	75-125	1	20				

Results presented on this page are in the units indicated by the "Units" column except where an alternate unit is presented to the right of the result.

### REPORT OF LABORATORY ANALYSIS

This report shall not be reproduced, except in full,  
without the written consent of Pace Analytical Services, LLC.

### QUALITY CONTROL DATA

Project: Alliant-Lansing/25216070

Pace Project No.: 60231107

QC Batch: 452910

Analysis Method: SM 2540C

QC Batch Method: SM 2540C

Analysis Description: 2540C Total Dissolved Solids

Associated Lab Samples: 60231107001, 60231107002, 60231107003, 60231107004, 60231107005, 60231107006

METHOD BLANK: 1853994

Matrix: Water

Associated Lab Samples: 60231107001, 60231107002, 60231107003, 60231107004, 60231107005, 60231107006

Parameter	Units	Blank Result	Reporting Limit	MDL	Analyzed	Qualifiers
Total Dissolved Solids	mg/L	ND	5.0	5.0	11/01/16 10:49	

LABORATORY CONTROL SAMPLE: 1853995

Parameter	Units	Spike Conc.	LCS Result	LCS % Rec	% Rec Limits	Qualifiers
Total Dissolved Solids	mg/L	1000	1090	109	80-120	

SAMPLE DUPLICATE: 1853996

Parameter	Units	60231107002 Result	Dup Result	RPD	Max RPD	Qualifiers
Total Dissolved Solids	mg/L	783	799	2	10	

SAMPLE DUPLICATE: 1853997

Parameter	Units	60231110003 Result	Dup Result	RPD	Max RPD	Qualifiers
Total Dissolved Solids	mg/L	1500	1440	4	10	

Results presented on this page are in the units indicated by the "Units" column except where an alternate unit is presented to the right of the result.

### REPORT OF LABORATORY ANALYSIS

This report shall not be reproduced, except in full,  
without the written consent of Pace Analytical Services, LLC.

**QUALITY CONTROL DATA**

Project: Alliant-Lansing/25216070

Pace Project No.: 60231107

QC Batch: 453716 Analysis Method: EPA 9040

QC Batch Method: EPA 9040 Analysis Description: 9040 pH

Associated Lab Samples: 60231107001, 60231107002, 60231107003, 60231107004, 60231107005

SAMPLE DUPLICATE: 1857878

Parameter	Units	60231110002 Result	Dup Result	RPD	Max RPD	Qualifiers
pH	Std. Units	7.4	7.4	1	10	H6

Results presented on this page are in the units indicated by the "Units" column except where an alternate unit is presented to the right of the result.

**REPORT OF LABORATORY ANALYSIS**

This report shall not be reproduced, except in full,  
without the written consent of Pace Analytical Services, LLC.

**QUALITY CONTROL DATA**

Project: Alliant-Lansing/25216070

Pace Project No.: 60231107

QC Batch: 454320 Analysis Method: EPA 9040

QC Batch Method: EPA 9040 Analysis Description: 9040 pH

Associated Lab Samples: 60231107006

SAMPLE DUPLICATE: 1860443

Parameter	Units	60231107006 Result	Dup Result	RPD	Max RPD	Qualifiers
pH	Std. Units	5.8	5.9	1	10	H6

Results presented on this page are in the units indicated by the "Units" column except where an alternate unit is presented to the right of the result.

**REPORT OF LABORATORY ANALYSIS**

This report shall not be reproduced, except in full,  
without the written consent of Pace Analytical Services, LLC.

### QUALITY CONTROL DATA

Project: Alliant-Lansing/25216070

Pace Project No.: 60231107

QC Batch: 454107 Analysis Method: EPA 9056  
 QC Batch Method: EPA 9056 Analysis Description: 9056 IC Anions  
 Associated Lab Samples: 60231107001, 60231107002, 60231107003, 60231107004, 60231107005, 60231107006

METHOD BLANK: 1859354 Matrix: Water  
 Associated Lab Samples: 60231107001, 60231107002, 60231107003, 60231107004, 60231107005, 60231107006

Parameter	Units	Blank Result	Reporting Limit	MDL	Analyzed	Qualifiers
Chloride	mg/L	ND	1.0	0.50	11/09/16 14:22	
Fluoride	mg/L	ND	0.20	0.027	11/09/16 14:22	
Sulfate	mg/L	ND	1.0	0.15	11/09/16 14:22	

LABORATORY CONTROL SAMPLE: 1859355

Parameter	Units	Spike Conc.	LCS Result	LCS % Rec	% Rec Limits	Qualifiers
Chloride	mg/L	5	4.7	95	80-120	
Fluoride	mg/L	2.5	2.6	103	80-120	
Sulfate	mg/L	5	5.1	101	80-120	

MATRIX SPIKE & MATRIX SPIKE DUPLICATE: 1859356 1859357

Parameter	Units	60231107001 Result	MS Spike Conc.	MSD Spike Conc.	MS Result	MSD Result	MS % Rec	MSD % Rec	% Rec Limits	Max RPD	Qual
Chloride	mg/L	6.8	5	5	12.5	12.7	115	119	80-120	2	15
Fluoride	mg/L	0.12J	2.5	2.5	3.0	3.2	116	121	80-120	4	15 M1

SAMPLE DUPLICATE: 1859358

Parameter	Units	60231107002 Result	Dup Result	RPD	Max RPD	Qualifiers
Chloride	mg/L	1.8	1.7	0	15	
Fluoride	mg/L	0.45	0.45	1	15	

Results presented on this page are in the units indicated by the "Units" column except where an alternate unit is presented to the right of the result.

### REPORT OF LABORATORY ANALYSIS

This report shall not be reproduced, except in full,  
without the written consent of Pace Analytical Services, LLC.

**QUALITY CONTROL DATA**

Project: Alliant-Lansing/25216070

Pace Project No.: 60231107

QC Batch: 454221 Analysis Method: EPA 9056  
 QC Batch Method: EPA 9056 Analysis Description: 9056 IC Anions  
 Associated Lab Samples: 60231107001, 60231107002, 60231107003, 60231107005

METHOD BLANK: 1859893 Matrix: Water  
 Associated Lab Samples: 60231107001, 60231107002, 60231107003, 60231107005

Parameter	Units	Blank Result	Reporting Limit	MDL	Analyzed	Qualifiers
Sulfate	mg/L	ND	1.0	0.15	11/10/16 07:10	

LABORATORY CONTROL SAMPLE: 1859894

Parameter	Units	Spike Conc.	LCS Result	LCS % Rec	% Rec Limits	Qualifiers
Sulfate	mg/L	5	5.0	100	80-120	

MATRIX SPIKE & MATRIX SPIKE DUPLICATE: 1859895 1859896

Parameter	Units	60231107001		60231107002		MSD		% Rec		Limits		Max		Qual
		Result	MS Spike Conc.	MSD Spike Conc.	MS Result	MSD Result	% Rec	% Rec	RPD	RPD				
Sulfate	mg/L	25.2	10	10	36.6	36.6	114	114	80-120	0	15			

SAMPLE DUPLICATE: 1859897

Parameter	Units	60231107002 Result	Dup Result	RPD	Max RPD	Qualifiers
Sulfate	mg/L	545	326	50	15	D6

Results presented on this page are in the units indicated by the "Units" column except where an alternate unit is presented to the right of the result.

**REPORT OF LABORATORY ANALYSIS**

This report shall not be reproduced, except in full,  
 without the written consent of Pace Analytical Services, LLC.

## QUALIFIERS

Project: Alliant-Lansing/25216070

Pace Project No.: 60231107

---

### DEFINITIONS

DF - Dilution Factor, if reported, represents the factor applied to the reported data due to dilution of the sample aliquot.

ND - Not Detected at or above adjusted reporting limit.

J - Estimated concentration above the adjusted method detection limit and below the adjusted reporting limit.

MDL - Adjusted Method Detection Limit.

PQL - Practical Quantitation Limit.

RL - Reporting Limit.

S - Surrogate

1,2-Diphenylhydrazine decomposes to and cannot be separated from Azobenzene using Method 8270. The result for each analyte is a combined concentration.

Consistent with EPA guidelines, unrounded data are displayed and have been used to calculate % recovery and RPD values.

LCS(D) - Laboratory Control Sample (Duplicate)

MS(D) - Matrix Spike (Duplicate)

DUP - Sample Duplicate

RPD - Relative Percent Difference

NC - Not Calculable.

SG - Silica Gel - Clean-Up

U - Indicates the compound was analyzed for, but not detected.

N-Nitrosodiphenylamine decomposes and cannot be separated from Diphenylamine using Method 8270. The result reported for each analyte is a combined concentration.

Pace Analytical is TNI accredited. Contact your Pace PM for the current list of accredited analytes.

TNI - The NELAC Institute.

### LABORATORIES

PASI-K Pace Analytical Services - Kansas City

### ANALYTE QUALIFIERS

D6 The precision between the sample and sample duplicate exceeded laboratory control limits.

H6 Analysis initiated outside of the 15 minute EPA required holding time.

M1 Matrix spike recovery exceeded QC limits. Batch accepted based on laboratory control sample (LCS) recovery.

## REPORT OF LABORATORY ANALYSIS

This report shall not be reproduced, except in full,  
without the written consent of Pace Analytical Services, LLC.

### QUALITY CONTROL DATA CROSS REFERENCE TABLE

Project: Alliant-Lansing/25216070

Pace Project No.: 60231107

Lab ID	Sample ID	QC Batch Method	QC Batch	Analytical Method	Analytical Batch
60231107001	MW-6		457189		
60231107002	MW-20		457189		
60231107003	MW-301		457189		
60231107004	MW-302		457189		
60231107005	MW-303		457189		
60231107001	MW-6	EPA 3010	452700	EPA 6010	452750
60231107002	MW-20	EPA 3010	452700	EPA 6010	452750
60231107003	MW-301	EPA 3010	452700	EPA 6010	452750
60231107004	MW-302	EPA 3010	452700	EPA 6010	452750
60231107005	MW-303	EPA 3010	452700	EPA 6010	452750
60231107006	FIELD BLANK	EPA 3010	452700	EPA 6010	452750
60231107001	MW-6	EPA 3010	452698	EPA 6020	452751
60231107002	MW-20	EPA 3010	452698	EPA 6020	452751
60231107003	MW-301	EPA 3010	452698	EPA 6020	452751
60231107004	MW-302	EPA 3010	452698	EPA 6020	452751
60231107005	MW-303	EPA 3010	452698	EPA 6020	452751
60231107006	FIELD BLANK	EPA 3010	452698	EPA 6020	452751
60231107001	MW-6	EPA 7470	453535	EPA 7470	453628
60231107002	MW-20	EPA 7470	453535	EPA 7470	453628
60231107003	MW-301	EPA 7470	453535	EPA 7470	453628
60231107004	MW-302	EPA 7470	453535	EPA 7470	453628
60231107005	MW-303	EPA 7470	453535	EPA 7470	453628
60231107006	FIELD BLANK	EPA 7470	453535	EPA 7470	453628
60231107001	MW-6	SM 2540C	452910		
60231107002	MW-20	SM 2540C	452910		
60231107003	MW-301	SM 2540C	452910		
60231107004	MW-302	SM 2540C	452910		
60231107005	MW-303	SM 2540C	452910		
60231107006	FIELD BLANK	SM 2540C	452910		
60231107001	MW-6	EPA 9040	453716		
60231107002	MW-20	EPA 9040	453716		
60231107003	MW-301	EPA 9040	453716		
60231107004	MW-302	EPA 9040	453716		
60231107005	MW-303	EPA 9040	453716		
60231107006	FIELD BLANK	EPA 9040	454320		
60231107001	MW-6	EPA 9056	454107		
60231107001	MW-6	EPA 9056	454221		
60231107002	MW-20	EPA 9056	454107		
60231107002	MW-20	EPA 9056	454221		
60231107003	MW-301	EPA 9056	454107		
60231107003	MW-301	EPA 9056	454221		
60231107004	MW-302	EPA 9056	454107		

### REPORT OF LABORATORY ANALYSIS

This report shall not be reproduced, except in full,  
without the written consent of Pace Analytical Services, LLC.



### QUALITY CONTROL DATA CROSS REFERENCE TABLE

Project: Alliant-Lansing/25216070

Pace Project No.: 60231107

Lab ID	Sample ID	QC Batch Method	QC Batch	Analytical Method	Analytical Batch
60231107005	MW-303	EPA 9056	454107		
60231107005	MW-303	EPA 9056	454221		
60231107006	FIELD BLANK	EPA 9056	454107		

### REPORT OF LABORATORY ANALYSIS

This report shall not be reproduced, except in full,  
without the written consent of Pace Analytical Services, LLC.



Sample Condition Upon Receipt

WO#: 60231107



Client Name: SLS

Courier: FedEx  UPS  VIA  Clay  PEX  ECI  Pace  Xroads  Client  Other

Tracking #: 7775 8640 1599 Pace Shipping Label Used? Yes  No

Custody Seal on Cooler/Box Present: Yes  No  Seals intact: Yes  No

Packing Material: Bubble Wrap  Bubble Bags  Foam  None  Other

Thermometer Used: T-266 / T-239 Type of Ice: Wet Blue  None

Cooler Temperature (°C): As-read 39 Corr. Factor CF +0.7 CF -0.5 Corrected 46

Date and initials of person examining contents: JD 10/29

Temperature should be above freezing to 6°C

Chain of Custody present:	<input checked="" type="checkbox"/> Yes <input type="checkbox"/> No <input type="checkbox"/> N/A	
Chain of Custody relinquished:	<input checked="" type="checkbox"/> Yes <input type="checkbox"/> No <input type="checkbox"/> N/A	
Samples arrived within holding time:	<input checked="" type="checkbox"/> Yes <input type="checkbox"/> No <input type="checkbox"/> N/A	
Short Hold Time analyses (<72hr):	<input checked="" type="checkbox"/> Yes <input type="checkbox"/> No <input type="checkbox"/> N/A	<u>pH</u>
Rush Turn Around Time requested:	<input type="checkbox"/> Yes <input checked="" type="checkbox"/> No <input type="checkbox"/> N/A	
Sufficient volume:	<input checked="" type="checkbox"/> Yes <input type="checkbox"/> No <input type="checkbox"/> N/A	
Correct containers used:	<input checked="" type="checkbox"/> Yes <input type="checkbox"/> No <input type="checkbox"/> N/A	
Pace containers used:	<input checked="" type="checkbox"/> Yes <input type="checkbox"/> No <input type="checkbox"/> N/A	
Containers intact:	<input checked="" type="checkbox"/> Yes <input type="checkbox"/> No <input type="checkbox"/> N/A	
Unpreserved 5035A / TX1005/1006 soils frozen in 48hrs?	<input type="checkbox"/> Yes <input type="checkbox"/> No <input checked="" type="checkbox"/> N/A	
Filtered volume received for dissolved tests?	<input type="checkbox"/> Yes <input type="checkbox"/> No <input checked="" type="checkbox"/> N/A	
Sample labels match COC: Date / time / ID / analyses	<input checked="" type="checkbox"/> Yes <input type="checkbox"/> No <input type="checkbox"/> N/A	
Samples contain multiple phases? Matrix: <u>WT</u>	<input type="checkbox"/> Yes <input checked="" type="checkbox"/> No <input type="checkbox"/> N/A	
Containers requiring pH preservation in compliance? (HNO <sub>3</sub> , H <sub>2</sub> SO <sub>4</sub> , HCl<2; NaOH>9 Sulfide, NaOH>10 Cyanide) (Exceptions: VOA, Micro, O&G, KS TPH, OK-DRO)	<input checked="" type="checkbox"/> Yes <input type="checkbox"/> No <input type="checkbox"/> N/A	
Cyanide water sample checks:	<input checked="" type="checkbox"/> N/A	
Lead acetate strip turns dark? (Record only)	<input type="checkbox"/> Yes <input type="checkbox"/> No	
Potassium iodide test strip turns blue/purple? (Preserve)	<input type="checkbox"/> Yes <input type="checkbox"/> No	
Trip Blank present:	<input type="checkbox"/> Yes <input type="checkbox"/> No <input checked="" type="checkbox"/> N/A	
Headspace in VOA vials (>6mm):	<input type="checkbox"/> Yes <input type="checkbox"/> No <input checked="" type="checkbox"/> N/A	
Samples from USDA Regulated Area: State:	<input type="checkbox"/> Yes <input type="checkbox"/> No <input checked="" type="checkbox"/> N/A	
Additional labels attached to 5035A / TX1005 vials in the field?	<input type="checkbox"/> Yes <input type="checkbox"/> No <input checked="" type="checkbox"/> N/A	

Client Notification/ Resolution: Copy COC to Client? Y /  N Field Data Required? Y / N

Person Contacted: \_\_\_\_\_ Date/Time: \_\_\_\_\_

Comments/ Resolution: \_\_\_\_\_

Project Manager Review: [Signature]

Date: 10-31-14



November 28, 2016

Meghan Blodgett  
SCS Engineers  
2830 Dairy Drive  
Madison, WI 53718

RE: Project: Alliant-Lansing/25216070  
Pace Project No.: 60231118

Dear Meghan Blodgett:

Enclosed are the analytical results for sample(s) received by the laboratory on October 29, 2016. The results relate only to the samples included in this report. Results reported herein conform to the most current, applicable TNI/NELAC standards and the laboratory's Quality Assurance Manual, where applicable, unless otherwise noted in the body of the report.

If you have any questions concerning this report, please feel free to contact me.

Sincerely,



Trudy Gipson  
trudy.gipson@pacelabs.com  
Project Manager

Enclosures

cc: Tom Karwaski, SCS Engineers  
Jeff Maxted, Alliant Energy



## REPORT OF LABORATORY ANALYSIS

This report shall not be reproduced, except in full,  
without the written consent of Pace Analytical Services, LLC.

## CERTIFICATIONS

Project: Alliant-Lansing/25216070

Pace Project No.: 60231118

---

### Pennsylvania Certification IDs

1638 Roseytown Rd Suites 2,3&4, Greensburg, PA 15601

L-A-B DOD-ELAP Accreditation #: L2417

Alabama Certification #: 41590

Arizona Certification #: AZ0734

Arkansas Certification

California Certification #: 04222CA

Colorado Certification

Connecticut Certification #: PH-0694

Delaware Certification

Florida/TNI Certification #: E87683

Georgia Certification #: C040

Guam Certification

Hawaii Certification

Idaho Certification

Illinois Certification

Indiana Certification

Iowa Certification #: 391

Kansas/TNI Certification #: E-10358

Kentucky Certification #: 90133

Louisiana DHH/TNI Certification #: LA140008

Louisiana DEQ/TNI Certification #: 4086

Maine Certification #: PA00091

Maryland Certification #: 308

Massachusetts Certification #: M-PA1457

Michigan/PADEP Certification

Missouri Certification #: 235

Montana Certification #: Cert 0082

Nebraska Certification #: NE-05-29-14

Nevada Certification #: PA014572015-1

New Hampshire/TNI Certification #: 2976

New Jersey/TNI Certification #: PA 051

New Mexico Certification #: PA01457

New York/TNI Certification #: 10888

North Carolina Certification #: 42706

North Dakota Certification #: R-190

Oregon/TNI Certification #: PA200002

Pennsylvania/TNI Certification #: 65-00282

Puerto Rico Certification #: PA01457

Rhode Island Certification #: 65-00282

South Dakota Certification

Tennessee Certification #: TN2867

Texas/TNI Certification #: T104704188-14-8

Utah/TNI Certification #: PA014572015-5

USDA Soil Permit #: P330-14-00213

Vermont Dept. of Health: ID# VT-0282

Virgin Island/PADEP Certification

Virginia/VELAP Certification #: 460198

Washington Certification #: C868

West Virginia DEP Certification #: 143

West Virginia DHHR Certification #: 9964C

Wisconsin Certification

Wyoming Certification #: 8TMS-L

---

## REPORT OF LABORATORY ANALYSIS

This report shall not be reproduced, except in full,  
without the written consent of Pace Analytical Services, LLC.

## SAMPLE SUMMARY

Project: Alliant-Lansing/25216070

Pace Project No.: 60231118

Lab ID	Sample ID	Matrix	Date Collected	Date Received
60231118001	MW-6	Water	10/27/16 09:26	10/29/16 08:25
60231118002	MW-20	Water	10/26/16 14:46	10/29/16 08:25
60231118003	MW-301	Water	10/26/16 13:46	10/29/16 08:25
60231118004	MW-302	Water	10/26/16 13:01	10/29/16 08:25
60231118005	MW-303	Water	10/26/16 15:56	10/29/16 08:25
60231118006	FIELD BLANK	Water	10/27/16 09:45	10/29/16 08:25

## REPORT OF LABORATORY ANALYSIS

This report shall not be reproduced, except in full,  
without the written consent of Pace Analytical Services, LLC.

### SAMPLE ANALYTE COUNT

Project: Alliant-Lansing/25216070

Pace Project No.: 60231118

Lab ID	Sample ID	Method	Analysts	Analytes Reported	Laboratory
60231118001	MW-6	EPA 903.1	ACM	1	PASI-PA
		EPA 904.0	JLW	1	PASI-PA
		Total Radium Calculation	RMK	1	PASI-PA
60231118002	MW-20	EPA 903.1	ACM	1	PASI-PA
		EPA 904.0	JLW	1	PASI-PA
		Total Radium Calculation	RMK	1	PASI-PA
60231118003	MW-301	EPA 903.1	ACM	1	PASI-PA
		EPA 904.0	JLW	1	PASI-PA
		Total Radium Calculation	RMK	1	PASI-PA
60231118004	MW-302	EPA 903.1	ACM	1	PASI-PA
		EPA 904.0	JLW	1	PASI-PA
		Total Radium Calculation	RMK	1	PASI-PA
60231118005	MW-303	EPA 903.1	ACM	1	PASI-PA
		EPA 904.0	JLW	1	PASI-PA
		Total Radium Calculation	RMK	1	PASI-PA
60231118006	FIELD BLANK	EPA 903.1	ACM	1	PASI-PA
		EPA 904.0	JLW	1	PASI-PA
		Total Radium Calculation	RMK	1	PASI-PA

### REPORT OF LABORATORY ANALYSIS

This report shall not be reproduced, except in full,  
without the written consent of Pace Analytical Services, LLC.

### ANALYTICAL RESULTS - RADIOCHEMISTRY

Project: Alliant-Lansing/25216070

Pace Project No.: 60231118

**Sample: MW-6**      **Lab ID: 60231118001**      Collected: 10/27/16 09:26      Received: 10/29/16 08:25      Matrix: Water  
PWS:      Site ID:      Sample Type:

Parameters	Method	Act ± Unc (MDC) Carr Trac	Units	Analyzed	CAS No.	Qual
Radium-226	EPA 903.1	<b>0.126 ± 0.287 (0.462)</b> <b>C:NA T:93%</b>	pCi/L	11/23/16 20:09	13982-63-3	
Radium-228	EPA 904.0	<b>0.474 ± 0.393 (0.792)</b> <b>C:78% T:82%</b>	pCi/L	11/27/16 13:06	15262-20-1	
Total Radium	Total Radium Calculation	<b>0.600 ± 0.680 (1.25)</b>	pCi/L	11/28/16 16:40	7440-14-4	

### REPORT OF LABORATORY ANALYSIS

This report shall not be reproduced, except in full,  
without the written consent of Pace Analytical Services, LLC.



### ANALYTICAL RESULTS - RADIOCHEMISTRY

Project: Alliant-Lansing/25216070

Pace Project No.: 60231118

**Sample: MW-20**      **Lab ID: 60231118002**      Collected: 10/26/16 14:46      Received: 10/29/16 08:25      Matrix: Water  
PWS:      Site ID:      Sample Type:

Parameters	Method	Act ± Unc (MDC) Carr Trac	Units	Analyzed	CAS No.	Qual
Radium-226	EPA 903.1	<b>0.263 ± 0.365 (0.610)</b> C:NA T:87%	pCi/L	11/23/16 20:10	13982-63-3	
Radium-228	EPA 904.0	<b>0.709 ± 0.450 (0.852)</b> C:67% T:84%	pCi/L	11/27/16 13:06	15262-20-1	
Total Radium	Total Radium Calculation	<b>0.972 ± 0.815 (1.46)</b>	pCi/L	11/28/16 16:40	7440-14-4	

### REPORT OF LABORATORY ANALYSIS

This report shall not be reproduced, except in full,  
without the written consent of Pace Analytical Services, LLC.

### ANALYTICAL RESULTS - RADIOCHEMISTRY

Project: Alliant-Lansing/25216070

Pace Project No.: 60231118

**Sample: MW-301**      **Lab ID: 60231118003**      Collected: 10/26/16 13:46      Received: 10/29/16 08:25      Matrix: Water  
PWS:      Site ID:      Sample Type:

Parameters	Method	Act ± Unc (MDC) Carr Trac	Units	Analyzed	CAS No.	Qual
Radium-226	EPA 903.1	<b>0.236 ± 0.366 (0.634)</b> C:NA T:92%	pCi/L	11/23/16 20:10	13982-63-3	
Radium-228	EPA 904.0	<b>0.791 ± 0.453 (0.845)</b> C:73% T:86%	pCi/L	11/27/16 13:06	15262-20-1	
Total Radium	Total Radium Calculation	<b>1.03 ± 0.819 (1.48)</b>	pCi/L	11/28/16 16:40	7440-14-4	

### REPORT OF LABORATORY ANALYSIS

This report shall not be reproduced, except in full,  
without the written consent of Pace Analytical Services, LLC.

### ANALYTICAL RESULTS - RADIOCHEMISTRY

Project: Alliant-Lansing/25216070

Pace Project No.: 60231118

**Sample: MW-302**      **Lab ID: 60231118004**      Collected: 10/26/16 13:01      Received: 10/29/16 08:25      Matrix: Water  
PWS:      Site ID:      Sample Type:

Parameters	Method	Act ± Unc (MDC) Carr Trac	Units	Analyzed	CAS No.	Qual
Radium-226	EPA 903.1	<b>0.539 ± 0.394 (0.440)</b> <b>C:NA T:90%</b>	pCi/L	11/23/16 20:10	13982-63-3	
Radium-228	EPA 904.0	<b>1.19 ± 0.465 (0.722)</b> <b>C:77% T:86%</b>	pCi/L	11/27/16 13:07	15262-20-1	
Total Radium	Total Radium Calculation	<b>1.73 ± 0.859 (1.16)</b>	pCi/L	11/28/16 16:40	7440-14-4	

### REPORT OF LABORATORY ANALYSIS

This report shall not be reproduced, except in full,  
without the written consent of Pace Analytical Services, LLC.

### ANALYTICAL RESULTS - RADIOCHEMISTRY

Project: Alliant-Lansing/25216070

Pace Project No.: 60231118

**Sample: MW-303**      **Lab ID: 60231118005**      Collected: 10/26/16 15:56      Received: 10/29/16 08:25      Matrix: Water  
PWS:      Site ID:      Sample Type:

Parameters	Method	Act ± Unc (MDC) Carr Trac	Units	Analyzed	CAS No.	Qual
Radium-226	EPA 903.1	<b>0.653 ± 0.486 (0.639)</b> C:NA T:92%	pCi/L	11/23/16 20:11	13982-63-3	
Radium-228	EPA 904.0	<b>0.582 ± 0.458 (0.906)</b> C:62% T:83%	pCi/L	11/27/16 13:07	15262-20-1	
Total Radium	Total Radium Calculation	<b>1.24 ± 0.944 (1.55)</b>	pCi/L	11/28/16 16:40	7440-14-4	

### REPORT OF LABORATORY ANALYSIS

This report shall not be reproduced, except in full,  
without the written consent of Pace Analytical Services, LLC.

### ANALYTICAL RESULTS - RADIOCHEMISTRY

Project: Alliant-Lansing/25216070

Pace Project No.: 60231118

**Sample: FIELD BLANK**      **Lab ID: 60231118006**      Collected: 10/27/16 09:45      Received: 10/29/16 08:25      Matrix: Water  
PWS:      Site ID:      Sample Type:

Parameters	Method	Act ± Unc (MDC) Carr Trac	Units	Analyzed	CAS No.	Qual
Radium-226	EPA 903.1	<b>0.128 ± 0.291 (0.470)</b> C:NA T:85%	pCi/L	11/23/16 20:35	13982-63-3	
Radium-228	EPA 904.0	<b>0.299 ± 0.382 (0.814)</b> C:71% T:84%	pCi/L	11/27/16 13:07	15262-20-1	
Total Radium	Total Radium Calculation	<b>0.427 ± 0.673 (1.28)</b>	pCi/L	11/28/16 16:40	7440-14-4	

### REPORT OF LABORATORY ANALYSIS

This report shall not be reproduced, except in full,  
without the written consent of Pace Analytical Services, LLC.

### QUALITY CONTROL - RADIOCHEMISTRY

Project: Alliant-Lansing/25216070

Pace Project No.: 60231118

---

QC Batch:	240364	Analysis Method:	EPA 904.0
QC Batch Method:	EPA 904.0	Analysis Description:	904.0 Radium 228
Associated Lab Samples:	60231118001, 60231118002, 60231118003, 60231118004, 60231118005, 60231118006		

---

METHOD BLANK:	1181263	Matrix:	Water
Associated Lab Samples:	60231118001, 60231118002, 60231118003, 60231118004, 60231118005, 60231118006		

Parameter	Act ± Unc (MDC) Carr Trac	Units	Analyzed	Qualifiers
Radium-228	0.265 ± 0.410 (0.887) C:75% T:73%	pCi/L	11/27/16 13:06	

Results presented on this page are in the units indicated by the "Units" column except where an alternate unit is presented to the right of the result.

### REPORT OF LABORATORY ANALYSIS

This report shall not be reproduced, except in full,  
without the written consent of Pace Analytical Services, LLC.

### QUALITY CONTROL - RADIOCHEMISTRY

Project: Alliant-Lansing/25216070

Pace Project No.: 60231118

---

QC Batch:	240362	Analysis Method:	EPA 903.1
QC Batch Method:	EPA 903.1	Analysis Description:	903.1 Radium-226
Associated Lab Samples:	60231118001, 60231118002, 60231118003, 60231118004, 60231118005, 60231118006		

---

METHOD BLANK:	1181256	Matrix:	Water
Associated Lab Samples:	60231118001, 60231118002, 60231118003, 60231118004, 60231118005, 60231118006		

Parameter	Act ± Unc (MDC) Carr Trac	Units	Analyzed	Qualifiers
Radium-226	0.196 ± 0.340 (0.607) C:NA T:92%	pCi/L	11/23/16 20:09	

Results presented on this page are in the units indicated by the "Units" column except where an alternate unit is presented to the right of the result.

### REPORT OF LABORATORY ANALYSIS

This report shall not be reproduced, except in full,  
without the written consent of Pace Analytical Services, LLC.

## QUALIFIERS

Project: Alliant-Lansing/25216070

Pace Project No.: 60231118

---

### DEFINITIONS

DF - Dilution Factor, if reported, represents the factor applied to the reported data due to dilution of the sample aliquot.

ND - Not Detected at or above adjusted reporting limit.

J - Estimated concentration above the adjusted method detection limit and below the adjusted reporting limit.

MDL - Adjusted Method Detection Limit.

PQL - Practical Quantitation Limit.

RL - Reporting Limit.

S - Surrogate

1,2-Diphenylhydrazine decomposes to and cannot be separated from Azobenzene using Method 8270. The result for each analyte is a combined concentration.

Consistent with EPA guidelines, unrounded data are displayed and have been used to calculate % recovery and RPD values.

LCS(D) - Laboratory Control Sample (Duplicate)

MS(D) - Matrix Spike (Duplicate)

DUP - Sample Duplicate

RPD - Relative Percent Difference

NC - Not Calculable.

SG - Silica Gel - Clean-Up

U - Indicates the compound was analyzed for, but not detected.

N-Nitrosodiphenylamine decomposes and cannot be separated from Diphenylamine using Method 8270. The result reported for each analyte is a combined concentration.

Act - Activity

Unc - Uncertainty: SDWA = 1.96 sigma count uncertainty, all other matrices = Expanded Uncertainty (95% confidence interval).

Gamma Spec = Expanded Uncertainty (95.4% Confidence Interval)

(MDC) - Minimum Detectable Concentration

Trac - Tracer Recovery (%)

Carr - Carrier Recovery (%)

Pace Analytical is TNI accredited. Contact your Pace PM for the current list of accredited analytes.

TNI - The NELAC Institute.

### LABORATORIES

PASI-PA Pace Analytical Services - Greensburg

## REPORT OF LABORATORY ANALYSIS

This report shall not be reproduced, except in full,  
without the written consent of Pace Analytical Services, LLC.



### QUALITY CONTROL DATA CROSS REFERENCE TABLE

Project: Alliant-Lansing/25216070

Pace Project No.: 60231118

Lab ID	Sample ID	QC Batch Method	QC Batch	Analytical Method	Analytical Batch
60231118001	MW-6	EPA 903.1	240362		
60231118002	MW-20	EPA 903.1	240362		
60231118003	MW-301	EPA 903.1	240362		
60231118004	MW-302	EPA 903.1	240362		
60231118005	MW-303	EPA 903.1	240362		
60231118006	FIELD BLANK	EPA 903.1	240362		
60231118001	MW-6	EPA 904.0	240364		
60231118002	MW-20	EPA 904.0	240364		
60231118003	MW-301	EPA 904.0	240364		
60231118004	MW-302	EPA 904.0	240364		
60231118005	MW-303	EPA 904.0	240364		
60231118006	FIELD BLANK	EPA 904.0	240364		
60231118001	MW-6	Total Radium Calculation	241514		
60231118002	MW-20	Total Radium Calculation	241514		
60231118003	MW-301	Total Radium Calculation	241514		
60231118004	MW-302	Total Radium Calculation	241514		
60231118005	MW-303	Total Radium Calculation	241514		
60231118006	FIELD BLANK	Total Radium Calculation	241514		

### REPORT OF LABORATORY ANALYSIS

This report shall not be reproduced, except in full,  
without the written consent of Pace Analytical Services, LLC.



Sample Condition Upon Receipt

WO#: 60231118



Client Name: SCS

Courier: FedEx [x] UPS [ ] VIA [ ] Clay [ ] PEX [ ] ECI [ ] Pace [ ] Xroads [ ] Client [ ] Other [ ]

Tracking #: 9775 8632 7162 Pace Shipping Label Used? Yes [ ] No [ ]

Custody Seal on Cooler/Box Present: Yes [x] No [ ] Seals intact: Yes [x] No [ ]

Packing Material: Bubble Wrap [ ] Bubble Bags [ ] Foam [ ] None [x] Other [ ]

Thermometer Used: T-266 / T-239 Type of Ice: Wet Blue None

Cooler Temperature (°C): As-read 3.5 Corr. Factor CF +0.7 CF -0.5 Corrected 4.2

Date and initials of person examining contents: JS 10/29

Temperature should be above freezing to 6°C

Table with 2 columns: Question and Yes/No/N/A checkboxes. Rows include Chain of Custody present, Samples arrived within holding time, Short Hold Time analyses, Rush Turn Around Time requested, Sufficient volume, Correct containers used, Pace containers used, Containers intact, Unpreserved 5035A / TX1005/1006 soils frozen in 48hrs?, Filtered volume received for dissolved tests?, Sample labels match COC: Date / time / ID / analyses, Samples contain multiple phases? Matrix: WT, Containers requiring pH preservation in compliance?, Cyanide water sample checks: [x] N/A, Lead acetate strip turns dark? (Record only), Potassium iodide test strip turns blue/purple? (Preserve), Trip Blank present, Headspace in VOA vials (>6mm), Samples from USDA Regulated Area: State, Additional labels attached to 5035A / TX1005 vials in the field?

Client Notification/ Resolution: Copy COC to Client? Y / [x] N Field Data Required? Y / N

Person Contacted: \_\_\_\_\_ Date/Time: \_\_\_\_\_

Comments/ Resolution: \_\_\_\_\_

Project Manager Review: [Signature] Date: 10-31-16



# CHAIN-OF-CUSTODY / Analytical Request Document

The Chain-of-Custody is a LEGAL DOCUMENT. All relevant fields must be completed accurately.

Page: 1 of 1

<b>Section A</b> Required Client Information:		<b>Section B</b> Required Project Information:		<b>Section C</b> Invoice Information:	
Company: SCS Engineers	Report To: Meghan Blodgett	Company Name: SCS Engineers	Attention: Meghan Blodgett/Jess Valcheff	Company Name: SCS Engineers	REGULATORY AGENCY
Address: 2830 Dairy Drive	Copy To: Tom Karwaski	Address:		<input type="checkbox"/> NPDES <input type="checkbox"/> GROUND WATER <input type="checkbox"/> DRINKING WATER	<input type="checkbox"/> OTHER
Madison WI 53718		Purchase Order No.:		<input type="checkbox"/> UST <input type="checkbox"/> RCRA	
Email To: mblodgett@scsengineers.com		Project Name: Alliant-Lansing	Trudy Gipson 913-563-1405	Site Location	IA
Phone: 608-216-7362	Fax:	Project Number: 25216070	Pace Profile #: 6696 Line 2	STATE:	
Requested Due Date/TAT:					

ITEM #	Valid Matrix Codes MATRIX CODE DRINKING WATER DW WATER WT WASTE WATER WW PRODUCT P SOIL/SOLID SL OIL OL WIPE WIP AIR AR OTHER OT TISSUE TS	SAMPLE ID (A-Z, 0-9 / .)	SAMPLE TYPE (G=GRAB C=COMP)	COLLECTED		SAMPLE TEMP AT COLLECTION	# OF CONTAINERS	Preservatives	Analysis Test	Y/N	Requested Analysis Filtered (Y/N)	Temp in °C	Received on	Custody Sealed	Samples In tact	
				DATE	TIME											DATE
1	MW-6	MW-6	WT G	xxx	10/27/16	0826	2	H <sub>2</sub> SO <sub>4</sub> HNO <sub>3</sub> HCl NaOH Na <sub>2</sub> S <sub>2</sub> O <sub>3</sub> Methanol Other	603 1 Radium-226 604 0 Radium-228 Total Radium	X X X		41.2	Y	Y	01	
2	MW-20	MW-20	WT G	xxx	10/26/16	1446	2			X						02
3	MW-301	MW-301	WT G	xxx	10/26/16	1346	2			X						03
4	MW-302	MW-302	WT G	xxx	10/26/16	1301	2			X						04
5	MW-303	MW-303	WT G	xxx	10/26/16	1556	2			X						05
6	FIELD BLANK	FIELD BLANK	WT G	xxx	10/27/16	0815	2			X						06
7																
8																
9																
10																
11																
12																

<b>ADDITIONAL COMMENTS</b>		<b>RELINQUISHED BY / AFFILIATION</b>		<b>DATE</b>		<b>TIME</b>		<b>ACCEPTED BY / AFFILIATION</b>		<b>DATE</b>		<b>TIME</b>		<b>SAMPLE CONDITIONS</b>	
		Garry Storkel		10/20/16		1700		Garry Storkel		10/21		0825		Y Y Y	
<b>SAMPLER NAME AND SIGNATURE</b>															
PRINT Name of SAMPLER: Garry Storkel															
SIGNATURE of SAMPLER: Garry Storkel															
DATE Signed (MM/DD/YY): 10/27/16															

# Chain of Custody

WO#: 30201158



30201158



Pace Analytical  
www.pacelabs.com

Workorder: 60231118

Workorder Name: Alliant-Lansing/25216070

Owner Received Date: 10/29/2016 Results Requested By: 11/22/2016

Report To		Subcontract To		Requested Analysis											
Trudy Gipson Pace Analytical Kansas 9608 Loiret Blvd. Lenexa, KS 66219 Phone (913)599-5665		Pace Analytical Pittsburgh 1638 Roseytown Road Suites 2,3, & 4 Greensburg, PA 15601 Phone (724)850-5600													
Item	Sample ID	Sample Type	Collect Date/Time	Lab ID	Matrix	Preserved Containers			903.1 Radium-226	904.0 Radium-228	Total Radium	Comments			
1	MW-6	PS	10/27/2016 09:26	60231118001	Water	2			X	X	X				LAB USE ONLY 001
2	MW-20	PS	10/26/2016 14:46	60231118002	Water	2			X	X	X				002
3	MW-301	PS	10/26/2016 13:46	60231118003	Water	2			X	X	X				003
4	MW-302	PS	10/26/2016 13:01	60231118004	Water	2			X	X	X				004
5	MW-303	PS	10/26/2016 15:56	60231118005	Water	2			X	X	X				005
6	FIELD BLANK	PS	10/27/2016 09:45	60231118006	Water	2			X	X	X				006
Transfers	Released By	Date/Time	Received	Date/Time											
1	<i>[Signature]</i>	10/21/16 17:00	<i>[Signature]</i>	11-1-16 10:00											
2															
3															
Cooler Temperature on Receipt		NA	°C	Custody Seal	Y	or	N	Received on Ice	Y	or	N	Samples Intact	Y	or	N

\*\*\*In order to maintain client confidentiality, location/name of the sampling site, sampler's name and signature may not be provided on this COC document. This chain of custody is considered complete as is since this information is available in the owner laboratory.

Sample Condition Upon Receipt Pittsburgh



Client Name: Pace KS

Project # 30201158

Courier:  Fed Ex  UPS  USPS  Client  Commercial  Pace Other \_\_\_\_\_

Tracking #: \_\_\_\_\_

Custody Seal on Cooler/Box Present:  yes  no Seals intact:  yes  no

Thermometer Used N/A Type of Ice: Wet Blue None

Cooler Temperature Observed Temp \_\_\_\_\_ °C Correction Factor: \_\_\_\_\_ °C Final Temp: \_\_\_\_\_ °C

Temp should be above freezing to 6°C

Date and Initials of person examining contents: ML 11-1-16

Comments:

	Yes	No	N/A	
Chain of Custody Present:	<input checked="" type="checkbox"/>	<input type="checkbox"/>	<input type="checkbox"/>	1.
Chain of Custody Filled Out:	<input checked="" type="checkbox"/>	<input type="checkbox"/>	<input type="checkbox"/>	2.
Chain of Custody Relinquished:	<input checked="" type="checkbox"/>	<input type="checkbox"/>	<input type="checkbox"/>	3.
Sampler Name & Signature on COC:	<input type="checkbox"/>	<input checked="" type="checkbox"/>	<input type="checkbox"/>	4.
Sample Labels match COC:	<input checked="" type="checkbox"/>	<input type="checkbox"/>	<input type="checkbox"/>	5.
-Includes date/time/ID/Analysis Matrix: <u>WT</u>				
Samples Arrived within Hold Time:	<input checked="" type="checkbox"/>	<input type="checkbox"/>	<input type="checkbox"/>	6.
Short Hold Time Analysis (<72hr remaining):	<input type="checkbox"/>	<input checked="" type="checkbox"/>	<input type="checkbox"/>	7.
Rush Turn Around Time Requested:	<input type="checkbox"/>	<input checked="" type="checkbox"/>	<input type="checkbox"/>	8.
Sufficient Volume:	<input checked="" type="checkbox"/>	<input type="checkbox"/>	<input type="checkbox"/>	9.
Correct Containers Used:	<input checked="" type="checkbox"/>	<input type="checkbox"/>	<input type="checkbox"/>	10.
-Pace Containers Used:	<input checked="" type="checkbox"/>	<input type="checkbox"/>	<input type="checkbox"/>	
Containers intact:	<input checked="" type="checkbox"/>	<input type="checkbox"/>	<input type="checkbox"/>	11.
Filtered volume received for Dissolved tests	<input type="checkbox"/>	<input type="checkbox"/>	<input checked="" type="checkbox"/>	12.
All containers needing preservation have been checked.	<input checked="" type="checkbox"/>	<input type="checkbox"/>	<input type="checkbox"/>	13.
All containers needing preservation are found to be in compliance with EPA recommendation.	<input checked="" type="checkbox"/>	<input type="checkbox"/>	<input type="checkbox"/>	<u>PH &lt; 2</u>
exceptions: VOA, coliform, TOC, O&G, Phenolics				Initial when completed: <u>ML</u> Date/time of preservation: _____
				Lot # of added preservative: _____
Headspace in VOA Vials (>6mm):	<input type="checkbox"/>	<input type="checkbox"/>	<input checked="" type="checkbox"/>	14.
Trip Blank Present:	<input type="checkbox"/>	<input checked="" type="checkbox"/>	<input type="checkbox"/>	15.
Trip Blank Custody Seals Present	<input type="checkbox"/>	<input checked="" type="checkbox"/>	<input type="checkbox"/>	
Rad Aqueous Samples Screened > 0.5 mrem/hr	<input type="checkbox"/>	<input checked="" type="checkbox"/>	<input type="checkbox"/>	Initial when completed: <u>ML</u> Date: <u>11-1-16</u>

Client Notification/ Resolution:

Person Contacted: \_\_\_\_\_ Date/Time: \_\_\_\_\_ Contacted By: \_\_\_\_\_

Comments/ Resolution: \_\_\_\_\_

Note: Whenever there is a discrepancy affecting North Carolina compliance samples, a copy of this form will be sent to the North Carolina DEHNR Certification Office (i.e. out of hold, incorrect preservative, out of temp, incorrect containers)

\*PM review is documented electronically in LIMS. When the Project Manager closes the SRF Review schedule in LIMS. The review is in the Status section of the Workorder Edit Screen.

A5 Round 5 Background Sampling, Analytical Laboratory Report

February 21, 2017

Meghan Blodgett  
SCS Engineers  
2830 Dairy Drive  
Madison, WI 53718

RE: Project: Alliant-Lansing/25216070  
Pace Project No.: 60236433


Dear Meghan Blodgett:

Enclosed are the analytical results for sample(s) received by the laboratory on January 20, 2017. The results relate only to the samples included in this report. Results reported herein conform to the most current, applicable TNI/NELAC standards and the laboratory's Quality Assurance Manual, where applicable, unless otherwise noted in the body of the report.

Amended Report, Revision 1 on 2/21/17, Field Data Correction

If you have any questions concerning this report, please feel free to contact me.

Sincerely,



Trudy Gipson  
trudy.gipson@pacelabs.com  
Project Manager

Enclosures

cc: Tom Karwaski, SCS Engineers  
Jeff Maxted, Alliant Energy



## REPORT OF LABORATORY ANALYSIS

This report shall not be reproduced, except in full,  
without the written consent of Pace Analytical Services, LLC.

## CERTIFICATIONS

Project: Alliant-Lansing/25216070

Pace Project No.: 60236433

---

### **Kansas Certification IDs**

9608 Loiret Boulevard, Lenexa, KS 66219

WY STR Certification #: 2456.01

Arkansas Certification #: 15-016-0

Illinois Certification #: 003097

Iowa Certification #: 118

Kansas/NELAP Certification #: E-10116

Louisiana Certification #: 03055

Nevada Certification #: KS000212008A

Oklahoma Certification #: 9205/9935

Texas Certification #: T104704407

Utah Certification #: KS00021

Kansas Field Laboratory Accreditation: # E-92587

Missouri Certification: 10070

---

## REPORT OF LABORATORY ANALYSIS

This report shall not be reproduced, except in full,  
without the written consent of Pace Analytical Services, LLC.



## SAMPLE SUMMARY

Project: Alliant-Lansing/25216070

Pace Project No.: 60236433

Lab ID	Sample ID	Matrix	Date Collected	Date Received
60236433001	MW-6	Water	01/18/17 09:06	01/20/17 08:55
60236433002	MW-20	Water	01/17/17 15:26	01/20/17 08:55
60236433003	MW-301	Water	01/17/17 14:31	01/20/17 08:55
60236433004	MW-302	Water	01/17/17 13:21	01/20/17 08:55
60236433005	MW-303	Water	01/17/17 12:26	01/20/17 08:55
60236433006	FIELD BLANK	Water	01/18/17 09:15	01/20/17 08:55

## REPORT OF LABORATORY ANALYSIS

This report shall not be reproduced, except in full,  
without the written consent of Pace Analytical Services, LLC.

### SAMPLE ANALYTE COUNT

Project: Alliant-Lansing/25216070

Pace Project No.: 60236433

Lab ID	Sample ID	Method	Analysts	Analytes Reported	Laboratory
60236433001	MW-6	EPA 6010	SMW	3	PASI-K
		EPA 6020	JGP	11	PASI-K
		EPA 7470	ZBM	1	PASI-K
		SM 2540C	JSS	1	PASI-K
		EPA 9040	HMM	1	PASI-K
		EPA 9056	OL	3	PASI-K
60236433002	MW-20	EPA 6010	SMW	3	PASI-K
		EPA 6020	JGP	11	PASI-K
		EPA 7470	ZBM	1	PASI-K
		SM 2540C	AGO	1	PASI-K
		EPA 9040	HMM	1	PASI-K
		EPA 9056	OL	3	PASI-K
60236433003	MW-301	EPA 6010	SMW	3	PASI-K
		EPA 6020	JGP	11	PASI-K
		EPA 7470	ZBM	1	PASI-K
		SM 2540C	AGO	1	PASI-K
		EPA 9040	AGO	1	PASI-K
		EPA 9056	OL	3	PASI-K
60236433004	MW-302	EPA 6010	SMW	3	PASI-K
		EPA 6020	JGP	11	PASI-K
		EPA 7470	ZBM	1	PASI-K
		SM 2540C	AGO	1	PASI-K
		EPA 9040	AGO	1	PASI-K
		EPA 9056	OL	3	PASI-K
60236433005	MW-303	EPA 6010	SMW	3	PASI-K
		EPA 6020	JGP	11	PASI-K
		EPA 7470	ZBM	1	PASI-K
		SM 2540C	AGO	1	PASI-K
		EPA 9040	AGO	1	PASI-K
		EPA 9056	OL	3	PASI-K
60236433006	FIELD BLANK	EPA 6010	SMW	3	PASI-K
		EPA 6020	JGP	11	PASI-K
		EPA 7470	ZBM	1	PASI-K
		SM 2540C	JSS	1	PASI-K
		EPA 9040	HMM	1	PASI-K
		EPA 9056	OL	3	PASI-K

### REPORT OF LABORATORY ANALYSIS

This report shall not be reproduced, except in full,  
without the written consent of Pace Analytical Services, LLC.

## ANALYTICAL RESULTS

Project: Alliant-Lansing/25216070

Pace Project No.: 60236433

Sample: MW-6	Lab ID: 60236433001	Collected: 01/18/17 09:06	Received: 01/20/17 08:55	Matrix: Water					
Parameters	Results	Units	Report Limit	MDL	DF	Prepared	Analyzed	CAS No.	Qual
<b>Field Data</b>									
Analytical Method:									
Collected By	<b>Client</b>				1		02/01/17 09:34		
Field pH	<b>7.62</b>	Std. Units	0.10	0.050	1		02/01/17 09:34		
Field Temperature	<b>8.0</b>	deg C	0.50	0.25	1		02/01/17 09:34		
Field Specific Conductance	<b>589</b>	umhos/cm	1.0	1.0	1		02/01/17 09:34		
Oxygen, Dissolved	<b>9.8</b>	mg/L			1		02/01/17 09:34	7782-44-7	
REDOX	<b>163</b>	mV			1		02/01/17 09:34		
Turbidity	<b>0.00</b>	NTU	1.0	1.0	1		02/01/17 09:34		
Groundwater Elevation	<b>666.28</b>	feet			1		02/01/17 09:34		
<b>6010 MET ICP</b>									
Analytical Method: EPA 6010 Preparation Method: EPA 3010									
Boron	ND	ug/L	100	50.0	1	01/23/17 14:00	01/26/17 12:22	7440-42-8	
Calcium	<b>68.6</b>	mg/L	0.10	0.0081	1	01/23/17 14:00	01/26/17 12:22	7440-70-2	
Lithium	ND	ug/L	10.0	4.9	1	01/23/17 14:00	01/26/17 12:22	7439-93-2	
<b>6020 MET ICPMS</b>									
Analytical Method: EPA 6020 Preparation Method: EPA 3010									
Antimony	ND	ug/L	1.0	0.058	1	01/23/17 14:00	01/26/17 14:55	7440-36-0	
Arsenic	<b>0.23J</b>	ug/L	1.0	0.10	1	01/23/17 14:00	01/26/17 14:55	7440-38-2	
Barium	<b>46.5</b>	ug/L	1.0	0.14	1	01/23/17 14:00	01/26/17 14:55	7440-39-3	
Beryllium	ND	ug/L	0.50	0.080	1	01/23/17 14:00	01/26/17 14:55	7440-41-7	
Cadmium	ND	ug/L	0.50	0.029	1	01/23/17 14:00	01/26/17 14:55	7440-43-9	
Chromium	<b>1.1</b>	ug/L	1.0	0.34	1	01/23/17 14:00	01/26/17 14:55	7440-47-3	
Cobalt	ND	ug/L	1.0	0.50	1	01/23/17 14:00	01/26/17 14:55	7440-48-4	
Lead	ND	ug/L	1.0	0.19	1	01/23/17 14:00	01/26/17 14:55	7439-92-1	
Molybdenum	<b>0.21J</b>	ug/L	1.0	0.10	1	01/23/17 14:00	01/26/17 14:55	7439-98-7	
Selenium	<b>0.36J</b>	ug/L	1.0	0.18	1	01/23/17 14:00	01/26/17 14:55	7782-49-2	
Thallium	ND	ug/L	1.0	0.50	1	01/23/17 14:00	01/26/17 14:55	7440-28-0	
<b>7470 Mercury</b>									
Analytical Method: EPA 7470 Preparation Method: EPA 7470									
Mercury	ND	ug/L	0.20	0.039	1	01/30/17 09:30	01/30/17 12:37	7439-97-6	
<b>2540C Total Dissolved Solids</b>									
Analytical Method: SM 2540C									
Total Dissolved Solids	<b>324</b>	mg/L	5.0	5.0	1		01/25/17 15:04		
<b>9040 pH</b>									
Analytical Method: EPA 9040									
pH	<b>8.1</b>	Std. Units	0.10	0.10	1		02/01/17 09:32		H6
<b>9056 IC Anions</b>									
Analytical Method: EPA 9056									
Chloride	<b>6.5</b>	mg/L	1.0	0.50	1		01/27/17 21:19	16887-00-6	
Fluoride	<b>0.092J</b>	mg/L	0.20	0.027	1		01/27/17 21:19	16984-48-8	
Sulfate	<b>24.8</b>	mg/L	2.0	0.31	2		01/28/17 17:28	14808-79-8	

## REPORT OF LABORATORY ANALYSIS

This report shall not be reproduced, except in full,  
without the written consent of Pace Analytical Services, LLC.

## ANALYTICAL RESULTS

Project: Alliant-Lansing/25216070

Pace Project No.: 60236433

**Sample: MW-20**      **Lab ID: 60236433002**      Collected: 01/17/17 15:26      Received: 01/20/17 08:55      Matrix: Water

Parameters	Results	Units	Report			Prepared	Analyzed	CAS No.	Qual
			Limit	MDL	DF				
<b>Field Data</b>									
Analytical Method:									
Collected By	<b>Client</b>				1		02/01/17 09:34		
Field pH	<b>7.89</b>	Std. Units	0.10	0.050	1		02/01/17 09:34		
Field Temperature	<b>9.2</b>	deg C	0.50	0.25	1		02/01/17 09:34		
Field Specific Conductance	<b>939</b>	umhos/cm	1.0	1.0	1		02/01/17 09:34		
Oxygen, Dissolved	<b>0.8</b>	mg/L			1		02/01/17 09:34	7782-44-7	
REDOX	<b>-49</b>	mV			1		02/01/17 09:34		
Turbidity	<b>5.1</b>	NTU	1.0	1.0	1		02/01/17 09:34		
Groundwater Elevation	<b>650.18</b>	feet			1		02/01/17 09:34		
<b>6010 MET ICP</b>									
Analytical Method: EPA 6010      Preparation Method: EPA 3010									
Boron	<b>3560</b>	ug/L	100	50.0	1	01/23/17 14:00	01/26/17 12:26	7440-42-8	
Calcium	<b>125</b>	mg/L	0.10	0.0081	1	01/23/17 14:00	01/26/17 12:26	7440-70-2	
Lithium	ND	ug/L	10.0	4.9	1	01/23/17 14:00	01/26/17 12:26	7439-93-2	
<b>6020 MET ICPMS</b>									
Analytical Method: EPA 6020      Preparation Method: EPA 3010									
Antimony	<b>0.083J</b>	ug/L	1.0	0.058	1	01/23/17 14:00	01/26/17 15:00	7440-36-0	
Arsenic	<b>2.8</b>	ug/L	1.0	0.10	1	01/23/17 14:00	01/26/17 15:00	7440-38-2	
Barium	<b>122</b>	ug/L	1.0	0.14	1	01/23/17 14:00	01/26/17 15:00	7440-39-3	
Beryllium	ND	ug/L	0.50	0.080	1	01/23/17 14:00	01/26/17 15:00	7440-41-7	
Cadmium	ND	ug/L	0.50	0.029	1	01/23/17 14:00	01/26/17 15:00	7440-43-9	
Chromium	<b>0.62J</b>	ug/L	1.0	0.34	1	01/23/17 14:00	01/26/17 15:00	7440-47-3	
Cobalt	<b>1.0</b>	ug/L	1.0	0.50	1	01/23/17 14:00	01/26/17 15:00	7440-48-4	
Lead	ND	ug/L	1.0	0.19	1	01/23/17 14:00	01/26/17 15:00	7439-92-1	
Molybdenum	<b>44.9</b>	ug/L	1.0	0.10	1	01/23/17 14:00	01/26/17 15:00	7439-98-7	
Selenium	<b>3.2</b>	ug/L	1.0	0.18	1	01/23/17 14:00	01/26/17 15:00	7782-49-2	
Thallium	ND	ug/L	1.0	0.50	1	01/23/17 14:00	01/26/17 15:00	7440-28-0	
<b>7470 Mercury</b>									
Analytical Method: EPA 7470      Preparation Method: EPA 7470									
Mercury	ND	ug/L	0.20	0.039	1	01/30/17 09:30	01/30/17 12:39	7439-97-6	
<b>2540C Total Dissolved Solids</b>									
Analytical Method: SM 2540C									
Total Dissolved Solids	<b>631</b>	mg/L	5.0	5.0	1		01/24/17 09:57		
<b>9040 pH</b>									
Analytical Method: EPA 9040									
pH	<b>8.0</b>	Std. Units	0.10	0.10	1		02/01/17 09:31		H6
<b>9056 IC Anions</b>									
Analytical Method: EPA 9056									
Chloride	<b>1.9</b>	mg/L	1.0	0.50	1		01/27/17 21:49	16887-00-6	
Fluoride	<b>0.43</b>	mg/L	0.20	0.027	1		01/27/17 21:49	16984-48-8	
Sulfate	<b>197</b>	mg/L	20.0	3.1	20		01/28/17 18:10	14808-79-8	

## REPORT OF LABORATORY ANALYSIS

This report shall not be reproduced, except in full,  
without the written consent of Pace Analytical Services, LLC.

## ANALYTICAL RESULTS

Project: Alliant-Lansing/25216070

Pace Project No.: 60236433

Sample: MW-301		Lab ID: 60236433003		Collected: 01/17/17 14:31		Received: 01/20/17 08:55		Matrix: Water	
Parameters	Results	Units	Report Limit	MDL	DF	Prepared	Analyzed	CAS No.	Qual
<b>Field Data</b>		Analytical Method:							
Collected By	<b>Client</b>				1		02/01/17 09:35		
Field pH	<b>8.37</b>	Std. Units	0.10	0.050	1		02/01/17 09:35		
Field Temperature	<b>12.3</b>	deg C	0.50	0.25	1		02/01/17 09:35		
Field Specific Conductance	<b>491</b>	umhos/cm	1.0	1.0	1		02/01/17 09:35		
Oxygen, Dissolved	<b>1.6</b>	mg/L			1		02/01/17 09:35	7782-44-7	
REDOX	<b>-98</b>	mV			1		02/01/17 09:35		
Turbidity	<b>4.27</b>	NTU	1.0	1.0	1		02/01/17 09:35		
Groundwater Elevation	<b>624.09</b>	feet			1		02/01/17 09:35		
<b>6010 MET ICP</b>		Analytical Method: EPA 6010 Preparation Method: EPA 3010							
Boron	<b>471</b>	ug/L	100	50.0	1	01/23/17 14:00	01/26/17 12:30	7440-42-8	
Calcium	<b>56.4</b>	mg/L	0.10	0.0081	1	01/23/17 14:00	01/26/17 12:30	7440-70-2	
Lithium	ND	ug/L	10.0	4.9	1	01/23/17 14:00	01/26/17 12:30	7439-93-2	
<b>6020 MET ICPMS</b>		Analytical Method: EPA 6020 Preparation Method: EPA 3010							
Antimony	<b>0.088J</b>	ug/L	1.0	0.058	1	01/23/17 14:00	01/26/17 15:04	7440-36-0	
Arsenic	<b>3.8</b>	ug/L	1.0	0.10	1	01/23/17 14:00	01/26/17 15:04	7440-38-2	
Barium	<b>227</b>	ug/L	1.0	0.14	1	01/23/17 14:00	01/26/17 15:04	7440-39-3	
Beryllium	ND	ug/L	0.50	0.080	1	01/23/17 14:00	01/26/17 15:04	7440-41-7	
Cadmium	ND	ug/L	0.50	0.029	1	01/23/17 14:00	01/26/17 15:04	7440-43-9	
Chromium	<b>0.49J</b>	ug/L	1.0	0.34	1	01/23/17 14:00	01/26/17 15:04	7440-47-3	
Cobalt	ND	ug/L	1.0	0.50	1	01/23/17 14:00	01/26/17 15:04	7440-48-4	
Lead	<b>0.23J</b>	ug/L	1.0	0.19	1	01/23/17 14:00	01/26/17 15:04	7439-92-1	
Molybdenum	<b>9.3</b>	ug/L	1.0	0.10	1	01/23/17 14:00	01/26/17 15:04	7439-98-7	
Selenium	ND	ug/L	1.0	0.18	1	01/23/17 14:00	01/26/17 15:04	7782-49-2	
Thallium	ND	ug/L	1.0	0.50	1	01/23/17 14:00	01/26/17 15:04	7440-28-0	
<b>7470 Mercury</b>		Analytical Method: EPA 7470 Preparation Method: EPA 7470							
Mercury	ND	ug/L	0.20	0.039	1	01/30/17 09:30	01/30/17 12:41	7439-97-6	
<b>2540C Total Dissolved Solids</b>		Analytical Method: SM 2540C							
Total Dissolved Solids	<b>271</b>	mg/L	5.0	5.0	1		01/24/17 15:41		
<b>9040 pH</b>		Analytical Method: EPA 9040							
pH	<b>7.8</b>	Std. Units	0.10	0.10	1		01/24/17 16:35		H6
<b>9056 IC Anions</b>		Analytical Method: EPA 9056							
Chloride	<b>16.0</b>	mg/L	1.0	0.50	1		01/27/17 22:05	16887-00-6	
Fluoride	<b>0.21</b>	mg/L	0.20	0.027	1		01/27/17 22:05	16984-48-8	
Sulfate	<b>55.6</b>	mg/L	5.0	0.77	5		01/28/17 19:05	14808-79-8	

## REPORT OF LABORATORY ANALYSIS

This report shall not be reproduced, except in full,  
without the written consent of Pace Analytical Services, LLC.

## ANALYTICAL RESULTS

Project: Alliant-Lansing/25216070

Pace Project No.: 60236433

**Sample: MW-302**      **Lab ID: 60236433004**      Collected: 01/17/17 13:21      Received: 01/20/17 08:55      Matrix: Water

Parameters	Results	Units	Report Limit	MDL	DF	Prepared	Analyzed	CAS No.	Qual
<b>Field Data</b> Analytical Method:									
Collected By	<b>Client</b>				1		02/01/17 09:36		
Field pH	<b>7.25</b>	Std. Units	0.10	0.050	1		02/01/17 09:36		
Field Temperature	<b>9.3</b>	deg C	0.50	0.25	1		02/01/17 09:36		
Field Specific Conductance	<b>1036</b>	umhos/cm	1.0	1.0	1		02/01/17 09:36		
Oxygen, Dissolved	<b>0.2</b>	mg/L			1		02/01/17 09:36	7782-44-7	
REDOX	<b>-154</b>	mV			1		02/01/17 09:36		
Turbidity	<b>93.10</b>	NTU	1.0	1.0	1		02/01/17 09:36		
Groundwater Elevation	<b>627.32</b>	feet			1		02/01/17 09:36		
<b>6010 MET ICP</b> Analytical Method: EPA 6010      Preparation Method: EPA 3010									
Boron	<b>576</b>	ug/L	100	50.0	1	01/23/17 14:00	01/26/17 12:33	7440-42-8	
Calcium	<b>116</b>	mg/L	0.10	0.0081	1	01/23/17 14:00	01/26/17 12:33	7440-70-2	
Lithium	ND	ug/L	10.0	4.9	1	01/23/17 14:00	01/26/17 12:33	7439-93-2	
<b>6020 MET ICPMS</b> Analytical Method: EPA 6020      Preparation Method: EPA 3010									
Antimony	<b>0.14J</b>	ug/L	1.0	0.058	1	01/23/17 14:00	01/26/17 15:09	7440-36-0	
Arsenic	<b>45.0</b>	ug/L	1.0	0.10	1	01/23/17 14:00	01/26/17 15:09	7440-38-2	
Barium	<b>706</b>	ug/L	1.0	0.14	1	01/23/17 14:00	01/26/17 15:09	7440-39-3	
Beryllium	<b>0.10J</b>	ug/L	0.50	0.080	1	01/23/17 14:00	01/26/17 15:09	7440-41-7	
Cadmium	<b>0.074J</b>	ug/L	0.50	0.029	1	01/23/17 14:00	01/26/17 15:09	7440-43-9	
Chromium	<b>3.5</b>	ug/L	1.0	0.34	1	01/23/17 14:00	01/26/17 15:09	7440-47-3	
Cobalt	<b>3.2</b>	ug/L	1.0	0.50	1	01/23/17 14:00	01/26/17 15:09	7440-48-4	
Lead	<b>3.3</b>	ug/L	1.0	0.19	1	01/23/17 14:00	01/26/17 15:09	7439-92-1	
Molybdenum	<b>1.1</b>	ug/L	1.0	0.10	1	01/23/17 14:00	01/26/17 15:09	7439-98-7	
Selenium	<b>0.36J</b>	ug/L	1.0	0.18	1	01/23/17 14:00	01/26/17 15:09	7782-49-2	
Thallium	ND	ug/L	1.0	0.50	1	01/23/17 14:00	01/26/17 15:09	7440-28-0	
<b>7470 Mercury</b> Analytical Method: EPA 7470      Preparation Method: EPA 7470									
Mercury	ND	ug/L	0.20	0.039	1	01/30/17 09:30	01/30/17 12:43	7439-97-6	
<b>2540C Total Dissolved Solids</b> Analytical Method: SM 2540C									
Total Dissolved Solids	<b>497</b>	mg/L	5.0	5.0	1		01/24/17 15:41		
<b>9040 pH</b> Analytical Method: EPA 9040									
pH	<b>6.9</b>	Std. Units	0.10	0.10	1		01/24/17 16:35		H6
<b>9056 IC Anions</b> Analytical Method: EPA 9056									
Chloride	<b>15.7</b>	mg/L	1.0	0.50	1		01/27/17 22:20	16887-00-6	
Fluoride	<b>0.21</b>	mg/L	0.20	0.027	1		01/27/17 22:20	16984-48-8	
Sulfate	ND	mg/L	1.0	0.15	1		01/27/17 22:20	14808-79-8	

## REPORT OF LABORATORY ANALYSIS

This report shall not be reproduced, except in full,  
without the written consent of Pace Analytical Services, LLC.

### ANALYTICAL RESULTS

Project: Alliant-Lansing/25216070

Pace Project No.: 60236433

**Sample: MW-303**      **Lab ID: 60236433005**      Collected: 01/17/17 12:26      Received: 01/20/17 08:55      Matrix: Water

Parameters	Results	Units	Report Limit	MDL	DF	Prepared	Analyzed	CAS No.	Qual
<b>Field Data</b> Analytical Method:									
Collected By	<b>Client</b>				1		02/01/17 09:37		
Field pH	<b>8.16</b>	Std. Units	0.10	0.050	1		02/01/17 09:37		
Field Temperature	<b>6.3</b>	deg C	0.50	0.25	1		02/01/17 09:37		
Field Specific Conductance	<b>614</b>	umhos/cm	1.0	1.0	1		02/01/17 09:37		
Oxygen, Dissolved	<b>3</b>	mg/L			1		02/01/17 09:37	7782-44-7	
REDOX	<b>221</b>	mV			1		02/01/17 09:37		
Turbidity	<b>2.53</b>	NTU	1.0	1.0	1		02/01/17 09:37		
Groundwater Elevation	<b>638.10</b>	feet			1		02/01/17 09:37		
<b>6010 MET ICP</b> Analytical Method: EPA 6010      Preparation Method: EPA 3010									
Boron	<b>133</b>	ug/L	100	50.0	1	01/23/17 14:00	01/26/17 12:37	7440-42-8	
Calcium	<b>72.5</b>	mg/L	0.10	0.0081	1	01/23/17 14:00	01/26/17 12:37	7440-70-2	
Lithium	<b>5.9J</b>	ug/L	10.0	4.9	1	01/23/17 14:00	01/26/17 12:37	7439-93-2	
<b>6020 MET ICPMS</b> Analytical Method: EPA 6020      Preparation Method: EPA 3010									
Antimony	<b>0.19J</b>	ug/L	1.0	0.058	1	01/23/17 14:00	01/26/17 15:13	7440-36-0	
Arsenic	<b>1.8</b>	ug/L	1.0	0.10	1	01/23/17 14:00	01/26/17 15:13	7440-38-2	
Barium	<b>174</b>	ug/L	1.0	0.14	1	01/23/17 14:00	01/26/17 15:13	7440-39-3	
Beryllium	ND	ug/L	0.50	0.080	1	01/23/17 14:00	01/26/17 15:13	7440-41-7	
Cadmium	<b>0.042J</b>	ug/L	0.50	0.029	1	01/23/17 14:00	01/26/17 15:13	7440-43-9	
Chromium	<b>0.81J</b>	ug/L	1.0	0.34	1	01/23/17 14:00	01/26/17 15:13	7440-47-3	
Cobalt	ND	ug/L	1.0	0.50	1	01/23/17 14:00	01/26/17 15:13	7440-48-4	
Lead	<b>0.24J</b>	ug/L	1.0	0.19	1	01/23/17 14:00	01/26/17 15:13	7439-92-1	
Molybdenum	<b>10.7</b>	ug/L	1.0	0.10	1	01/23/17 14:00	01/26/17 15:13	7439-98-7	
Selenium	<b>1.9</b>	ug/L	1.0	0.18	1	01/23/17 14:00	01/26/17 15:13	7782-49-2	
Thallium	ND	ug/L	1.0	0.50	1	01/23/17 14:00	01/26/17 15:13	7440-28-0	
<b>7470 Mercury</b> Analytical Method: EPA 7470      Preparation Method: EPA 7470									
Mercury	ND	ug/L	0.20	0.039	1	01/30/17 09:30	01/30/17 12:46	7439-97-6	
<b>2540C Total Dissolved Solids</b> Analytical Method: SM 2540C									
Total Dissolved Solids	<b>350</b>	mg/L	5.0	5.0	1		01/24/17 15:42		
<b>9040 pH</b> Analytical Method: EPA 9040									
pH	<b>7.7</b>	Std. Units	0.10	0.10	1		01/24/17 16:35		H6
<b>9056 IC Anions</b> Analytical Method: EPA 9056									
Chloride	<b>21.9</b>	mg/L	2.0	1.0	2		01/28/17 19:19	16887-00-6	
Fluoride	<b>0.22</b>	mg/L	0.20	0.027	1		01/27/17 22:36	16984-48-8	
Sulfate	<b>67.9</b>	mg/L	5.0	0.77	5		01/28/17 19:33	14808-79-8	

### REPORT OF LABORATORY ANALYSIS

This report shall not be reproduced, except in full,  
without the written consent of Pace Analytical Services, LLC.

## ANALYTICAL RESULTS

Project: Alliant-Lansing/25216070

Pace Project No.: 60236433

Sample: <b>FIELD BLANK</b> Lab ID: <b>60236433006</b> Collected: 01/18/17 09:15      Received: 01/20/17 08:55      Matrix: Water									
Parameters	Results	Units	Report Limit	MDL	DF	Prepared	Analyzed	CAS No.	Qual
<b>6010 MET ICP</b> Analytical Method: EPA 6010      Preparation Method: EPA 3010									
Boron	ND	ug/L	100	50.0	1	01/23/17 14:00	01/26/17 12:41	7440-42-8	
Calcium	<b>0.020J</b>	mg/L	0.10	0.0081	1	01/23/17 14:00	01/26/17 12:41	7440-70-2	B
Lithium	ND	ug/L	10.0	4.9	1	01/23/17 14:00	01/26/17 12:41	7439-93-2	
<b>6020 MET ICPMS</b> Analytical Method: EPA 6020      Preparation Method: EPA 3010									
Antimony	ND	ug/L	1.0	0.058	1	01/23/17 14:00	01/26/17 14:38	7440-36-0	
Arsenic	ND	ug/L	1.0	0.10	1	01/23/17 14:00	01/26/17 14:38	7440-38-2	
Barium	ND	ug/L	1.0	0.14	1	01/23/17 14:00	01/26/17 14:38	7440-39-3	
Beryllium	ND	ug/L	0.50	0.080	1	01/23/17 14:00	01/26/17 14:38	7440-41-7	
Cadmium	ND	ug/L	0.50	0.029	1	01/23/17 14:00	01/26/17 14:38	7440-43-9	
Chromium	<b>0.47J</b>	ug/L	1.0	0.34	1	01/23/17 14:00	01/26/17 14:38	7440-47-3	
Cobalt	ND	ug/L	1.0	0.50	1	01/23/17 14:00	01/26/17 14:38	7440-48-4	
Lead	ND	ug/L	1.0	0.19	1	01/23/17 14:00	01/26/17 14:38	7439-92-1	
Molybdenum	ND	ug/L	1.0	0.10	1	01/23/17 14:00	01/26/17 14:38	7439-98-7	
Selenium	ND	ug/L	1.0	0.18	1	01/23/17 14:00	01/26/17 14:38	7782-49-2	
Thallium	ND	ug/L	1.0	0.50	1	01/23/17 14:00	01/26/17 14:38	7440-28-0	
<b>7470 Mercury</b> Analytical Method: EPA 7470      Preparation Method: EPA 7470									
Mercury	ND	ug/L	0.20	0.039	1	01/30/17 09:30	01/30/17 12:48	7439-97-6	
<b>2540C Total Dissolved Solids</b> Analytical Method: SM 2540C									
Total Dissolved Solids	ND	mg/L	5.0	5.0	1		01/25/17 15:05		
<b>9040 pH</b> Analytical Method: EPA 9040									
pH	<b>5.3</b>	Std. Units	0.10	0.10	1		02/01/17 09:34		H6
<b>9056 IC Anions</b> Analytical Method: EPA 9056									
Chloride	ND	mg/L	1.0	0.50	1		01/27/17 22:51	16887-00-6	
Fluoride	ND	mg/L	0.20	0.027	1		01/27/17 22:51	16984-48-8	
Sulfate	ND	mg/L	1.0	0.15	1		01/27/17 22:51	14808-79-8	

### REPORT OF LABORATORY ANALYSIS

This report shall not be reproduced, except in full,  
without the written consent of Pace Analytical Services, LLC.



### QUALITY CONTROL DATA

Project: Alliant-Lansing/25216070

Pace Project No.: 60236433

QC Batch: 463650 Analysis Method: EPA 7470  
 QC Batch Method: EPA 7470 Analysis Description: 7470 Mercury  
 Associated Lab Samples: 60236433001, 60236433002, 60236433003, 60236433004, 60236433005, 60236433006

METHOD BLANK: 1898131 Matrix: Water  
 Associated Lab Samples: 60236433001, 60236433002, 60236433003, 60236433004, 60236433005, 60236433006

Parameter	Units	Blank Result	Reporting Limit	MDL	Analyzed	Qualifiers
Mercury	ug/L	ND	0.20	0.039	01/30/17 12:06	

LABORATORY CONTROL SAMPLE: 1898132

Parameter	Units	Spike Conc.	LCS Result	LCS % Rec	% Rec Limits	Qualifiers
Mercury	ug/L	5	5.2	103	80-120	

MATRIX SPIKE & MATRIX SPIKE DUPLICATE: 1898133 1898134

Parameter	Units	60236450003		MSD		MS		MSD		% Rec Limits	RPD	Max RPD	Qual
		Result	MS Spike Conc.	MSD Spike Conc.	MS Result	MSD Result	% Rec	% Rec					
Mercury	ug/L	ND	5	5	5.0	5.0	100	99	75-125	1	20		

Results presented on this page are in the units indicated by the "Units" column except where an alternate unit is presented to the right of the result.

### REPORT OF LABORATORY ANALYSIS

This report shall not be reproduced, except in full,  
without the written consent of Pace Analytical Services, LLC.



**QUALITY CONTROL DATA**

Project: Alliant-Lansing/25216070

Pace Project No.: 60236433

QC Batch: 462883 Analysis Method: EPA 6020

QC Batch Method: EPA 3010 Analysis Description: 6020 MET

Associated Lab Samples: 60236433001, 60236433002, 60236433003, 60236433004, 60236433005, 60236433006

METHOD BLANK: 1895239 Matrix: Water

Associated Lab Samples: 60236433001, 60236433002, 60236433003, 60236433004, 60236433005, 60236433006

Parameter	Units	Blank Result	Reporting Limit	MDL	Analyzed	Qualifiers
Antimony	ug/L	ND	1.0	0.026	01/26/17 13:46	
Arsenic	ug/L	ND	1.0	0.052	01/26/17 13:46	
Barium	ug/L	0.14J	1.0	0.095	01/26/17 13:46	
Beryllium	ug/L	ND	0.50	0.012	01/26/17 13:46	
Cadmium	ug/L	ND	0.50	0.018	01/26/17 13:46	
Chromium	ug/L	0.26J	1.0	0.054	01/26/17 13:46	
Cobalt	ug/L	ND	1.0	0.014	01/26/17 13:46	
Lead	ug/L	ND	1.0	0.033	01/26/17 13:46	
Molybdenum	ug/L	ND	1.0	0.058	01/26/17 13:46	
Selenium	ug/L	ND	1.0	0.086	01/26/17 13:46	
Thallium	ug/L	ND	1.0	0.036	01/26/17 13:46	

LABORATORY CONTROL SAMPLE: 1895240

Parameter	Units	Spike Conc.	LCS Result	LCS % Rec	% Rec Limits	Qualifiers
Antimony	ug/L	40	40.3	101	80-120	
Arsenic	ug/L	40	41.1	103	80-120	
Barium	ug/L	40	39.6	99	80-120	
Beryllium	ug/L	40	42.2	106	80-120	
Cadmium	ug/L	40	40.7	102	80-120	
Chromium	ug/L	40	40.4	101	80-120	
Cobalt	ug/L	40	39.7	99	80-120	
Lead	ug/L	40	38.4	96	80-120	
Molybdenum	ug/L	40	41.2	103	80-120	
Selenium	ug/L	40	42.8	107	80-120	
Thallium	ug/L	40	40.4	101	80-120	

MATRIX SPIKE & MATRIX SPIKE DUPLICATE: 1895241 1895242

Parameter	Units	MS		MSD		MS % Rec	MSD % Rec	% Rec Limits	RPD	Max RPD	Qual	
		Spike Conc.	Result	Spike Conc.	Result							
Antimony	ug/L	ND	40	40	40.5	40.7	100	101	75-125	1	20	
Arsenic	ug/L	4.3	40	40	44.2	45.1	100	102	75-125	2	20	
Barium	ug/L	100	40	40	141	144	102	110	75-125	2	20	
Beryllium	ug/L	ND	40	40	38.6	38.6	96	96	75-125	0	20	
Cadmium	ug/L	ND	40	40	39.6	39.4	99	98	75-125	0	20	
Chromium	ug/L	ND	40	40	40.0	40.2	98	99	75-125	0	20	
Cobalt	ug/L	ND	40	40	37.6	37.9	94	95	75-125	1	20	

Results presented on this page are in the units indicated by the "Units" column except where an alternate unit is presented to the right of the result.

**REPORT OF LABORATORY ANALYSIS**

This report shall not be reproduced, except in full,  
without the written consent of Pace Analytical Services, LLC.

### QUALITY CONTROL DATA

Project: Alliant-Lansing/25216070

Pace Project No.: 60236433

Parameter	Units	60236399002		1895241		1895242		% Rec	% Rec	% Rec	% Rec	Limits	RPD	Max RPD	Qual
		MS Spike Conc.	MSD Spike Conc.	MS Result	MSD Result	MS Result	MSD Result								
Lead	ug/L	ND	40	40	38.5	38.6	96	96	75-125	0	20				
Molybdenum	ug/L	8.6	40	40	50.8	50.9	105	106	75-125	0	20				
Selenium	ug/L	14.6	40	40	54.5	55.6	100	102	75-125	2	20				
Thallium	ug/L	ND	40	40	40.4	41.1	101	103	75-125	2	20				

Results presented on this page are in the units indicated by the "Units" column except where an alternate unit is presented to the right of the result.

### REPORT OF LABORATORY ANALYSIS

This report shall not be reproduced, except in full,  
without the written consent of Pace Analytical Services, LLC.

### QUALITY CONTROL DATA

Project: Alliant-Lansing/25216070

Pace Project No.: 60236433

QC Batch: 462912

Analysis Method: SM 2540C

QC Batch Method: SM 2540C

Analysis Description: 2540C Total Dissolved Solids

Associated Lab Samples: 60236433002

METHOD BLANK: 1895338

Matrix: Water

Associated Lab Samples: 60236433002

Parameter	Units	Blank Result	Reporting Limit	MDL	Analyzed	Qualifiers
Total Dissolved Solids	mg/L	ND	5.0	5.0	01/24/17 09:49	

LABORATORY CONTROL SAMPLE: 1895339

Parameter	Units	Spike Conc.	LCS Result	LCS % Rec	% Rec Limits	Qualifiers
Total Dissolved Solids	mg/L	1000	980	98	80-120	

SAMPLE DUPLICATE: 1895340

Parameter	Units	60236163003 Result	Dup Result	RPD	Max RPD	Qualifiers
Total Dissolved Solids	mg/L	668	657	2	10	

SAMPLE DUPLICATE: 1895341

Parameter	Units	60236164001 Result	Dup Result	RPD	Max RPD	Qualifiers
Total Dissolved Solids	mg/L	484	481	1	10	

Results presented on this page are in the units indicated by the "Units" column except where an alternate unit is presented to the right of the result.

### REPORT OF LABORATORY ANALYSIS

This report shall not be reproduced, except in full,  
without the written consent of Pace Analytical Services, LLC.

### QUALITY CONTROL DATA

Project: Alliant-Lansing/25216070

Pace Project No.: 60236433

QC Batch: 463087

Analysis Method: SM 2540C

QC Batch Method: SM 2540C

Analysis Description: 2540C Total Dissolved Solids

Associated Lab Samples: 60236433003, 60236433004, 60236433005

METHOD BLANK: 1895932

Matrix: Water

Associated Lab Samples: 60236433003, 60236433004, 60236433005

Parameter	Units	Blank Result	Reporting Limit	MDL	Analyzed	Qualifiers
Total Dissolved Solids	mg/L	ND	5.0	5.0	01/24/17 15:40	

LABORATORY CONTROL SAMPLE: 1895933

Parameter	Units	Spike Conc.	LCS Result	LCS % Rec	% Rec Limits	Qualifiers
Total Dissolved Solids	mg/L	1000	962	96	80-120	

SAMPLE DUPLICATE: 1895934

Parameter	Units	60236203003 Result	Dup Result	RPD	Max RPD	Qualifiers
Total Dissolved Solids	mg/L	968	971	0	10	

Results presented on this page are in the units indicated by the "Units" column except where an alternate unit is presented to the right of the result.

### REPORT OF LABORATORY ANALYSIS

This report shall not be reproduced, except in full,  
without the written consent of Pace Analytical Services, LLC.

### QUALITY CONTROL DATA

Project: Alliant-Lansing/25216070

Pace Project No.: 60236433

QC Batch: 463213

Analysis Method: SM 2540C

QC Batch Method: SM 2540C

Analysis Description: 2540C Total Dissolved Solids

Associated Lab Samples: 60236433001, 60236433006

METHOD BLANK: 1896349

Matrix: Water

Associated Lab Samples: 60236433001, 60236433006

Parameter	Units	Blank Result	Reporting Limit	MDL	Analyzed	Qualifiers
Total Dissolved Solids	mg/L	ND	5.0	5.0	01/25/17 15:02	

LABORATORY CONTROL SAMPLE: 1896350

Parameter	Units	Spike Conc.	LCS Result	LCS % Rec	% Rec Limits	Qualifiers
Total Dissolved Solids	mg/L	1000	972	97	80-120	

SAMPLE DUPLICATE: 1896351

Parameter	Units	60236433001 Result	Dup Result	RPD	Max RPD	Qualifiers
Total Dissolved Solids	mg/L	324	322	1	10	

SAMPLE DUPLICATE: 1896352

Parameter	Units	60236559005 Result	Dup Result	RPD	Max RPD	Qualifiers
Total Dissolved Solids	mg/L	14100	14500	2	10	

Results presented on this page are in the units indicated by the "Units" column except where an alternate unit is presented to the right of the result.

### REPORT OF LABORATORY ANALYSIS

This report shall not be reproduced, except in full,  
without the written consent of Pace Analytical Services, LLC.

### QUALITY CONTROL DATA

Project: Alliant-Lansing/25216070

Pace Project No.: 60236433

QC Batch: 462925 Analysis Method: EPA 9040

QC Batch Method: EPA 9040 Analysis Description: 9040 pH

Associated Lab Samples: 60236433003, 60236433004, 60236433005

SAMPLE DUPLICATE: 1895386

Parameter	Units	60235886001 Result	Dup Result	RPD	Max RPD	Qualifiers
pH	Std. Units	7.2	7.2	0	10	H6

Results presented on this page are in the units indicated by the "Units" column except where an alternate unit is presented to the right of the result.

### REPORT OF LABORATORY ANALYSIS

This report shall not be reproduced, except in full,  
without the written consent of Pace Analytical Services, LLC.



**QUALITY CONTROL DATA**

Project: Alliant-Lansing/25216070

Pace Project No.: 60236433

QC Batch: 463706 Analysis Method: EPA 9040

QC Batch Method: EPA 9040 Analysis Description: 9040 pH

Associated Lab Samples: 60236433001, 60236433002, 60236433006

SAMPLE DUPLICATE: 1898316

Parameter	Units	60236399005 Result	Dup Result	RPD	Max RPD	Qualifiers
pH	Std. Units	7.6	7.6	0	10	H6

Results presented on this page are in the units indicated by the "Units" column except where an alternate unit is presented to the right of the result.

**REPORT OF LABORATORY ANALYSIS**

This report shall not be reproduced, except in full,  
without the written consent of Pace Analytical Services, LLC.

### QUALITY CONTROL DATA

Project: Alliant-Lansing/25216070

Pace Project No.: 60236433

QC Batch: 463458 Analysis Method: EPA 9056  
 QC Batch Method: EPA 9056 Analysis Description: 9056 IC Anions  
 Associated Lab Samples: 60236433001, 60236433002, 60236433003, 60236433004, 60236433005, 60236433006

METHOD BLANK: 1897258 Matrix: Water  
 Associated Lab Samples: 60236433001, 60236433002, 60236433003, 60236433004, 60236433005, 60236433006

Parameter	Units	Blank Result	Reporting Limit	MDL	Analyzed	Qualifiers
Chloride	mg/L	ND	1.0	0.50	01/27/17 19:31	
Fluoride	mg/L	ND	0.20	0.10	01/27/17 19:31	
Sulfate	mg/L	ND	1.0	0.50	01/27/17 19:31	

LABORATORY CONTROL SAMPLE: 1897259

Parameter	Units	Spike Conc.	LCS Result	LCS % Rec	% Rec Limits	Qualifiers
Chloride	mg/L	5	4.9	99	80-120	
Fluoride	mg/L	2.5	2.6	104	80-120	
Sulfate	mg/L	5	5.0	100	80-120	

MATRIX SPIKE & MATRIX SPIKE DUPLICATE: 1897260 1897261

Parameter	Units	60236418001 Result	MS Spike Conc.	MSD Spike Conc.	MS Result	MSD Result	MS % Rec	MSD % Rec	% Rec Limits	RPD	Max RPD	Qual
Chloride	mg/L	3.9	5	5	9.3	9.4	107	109	80-120	1	15	
Fluoride	mg/L	0.45	2.5	2.5	3.2	3.3	110	112	80-120	2	15	
Sulfate	mg/L	8.2	5	5	13.6	13.7	107	108	80-120	1	15	

SAMPLE DUPLICATE: 1897262

Parameter	Units	60236433001 Result	Dup Result	RPD	Max RPD	Qualifiers
Chloride	mg/L	6.5	6.5	0	15	
Fluoride	mg/L	0.092J	ND		15	

Results presented on this page are in the units indicated by the "Units" column except where an alternate unit is presented to the right of the result.

### REPORT OF LABORATORY ANALYSIS

This report shall not be reproduced, except in full,  
without the written consent of Pace Analytical Services, LLC.

### QUALITY CONTROL DATA

Project: Alliant-Lansing/25216070

Pace Project No.: 60236433

QC Batch: 463594

Analysis Method: EPA 9056

QC Batch Method: EPA 9056

Analysis Description: 9056 IC Anions

Associated Lab Samples: 60236433001, 60236433002, 60236433003, 60236433005

METHOD BLANK: 1897852

Matrix: Water

Associated Lab Samples: 60236433001, 60236433002, 60236433003, 60236433005

Parameter	Units	Blank Result	Reporting Limit	MDL	Analyzed	Qualifiers
Chloride	mg/L	ND	1.0	0.50	01/28/17 17:00	
Sulfate	mg/L	ND	1.0	0.50	01/28/17 17:00	

LABORATORY CONTROL SAMPLE: 1897853

Parameter	Units	Spike Conc.	LCS Result	LCS % Rec	% Rec Limits	Qualifiers
Chloride	mg/L	5	5.0	100	80-120	
Sulfate	mg/L	5	5.0	99	80-120	

MATRIX SPIKE & MATRIX SPIKE DUPLICATE: 1897854 1897855

Parameter	Units	60236433001		1897855		MS % Rec	MSD % Rec	% Rec Limits	RPD	Max RPD	Qual
		MS Spike Conc.	MSD Spike Conc.	MS Result	MSD Result						
Chloride	mg/L	6.5		16.8	16.7			80-120	1	15	
Sulfate	mg/L	24.8	10	35.1	34.8	103	100	80-120	1	15	

SAMPLE DUPLICATE: 1897856

Parameter	Units	60236433002 Result	Dup Result	RPD	Max RPD	Qualifiers
Chloride	mg/L	1.9	ND			
Sulfate	mg/L	197	189	5	15	

Results presented on this page are in the units indicated by the "Units" column except where an alternate unit is presented to the right of the result.

### REPORT OF LABORATORY ANALYSIS

This report shall not be reproduced, except in full,  
without the written consent of Pace Analytical Services, LLC.

## QUALIFIERS

Project: Alliant-Lansing/25216070

Pace Project No.: 60236433

---

### DEFINITIONS

DF - Dilution Factor, if reported, represents the factor applied to the reported data due to dilution of the sample aliquot.

ND - Not Detected at or above adjusted reporting limit.

J - Estimated concentration above the adjusted method detection limit and below the adjusted reporting limit.

MDL - Adjusted Method Detection Limit.

PQL - Practical Quantitation Limit.

RL - Reporting Limit.

S - Surrogate

1,2-Diphenylhydrazine decomposes to and cannot be separated from Azobenzene using Method 8270. The result for each analyte is a combined concentration.

Consistent with EPA guidelines, unrounded data are displayed and have been used to calculate % recovery and RPD values.

LCS(D) - Laboratory Control Sample (Duplicate)

MS(D) - Matrix Spike (Duplicate)

DUP - Sample Duplicate

RPD - Relative Percent Difference

NC - Not Calculable.

SG - Silica Gel - Clean-Up

U - Indicates the compound was analyzed for, but not detected.

N-Nitrosodiphenylamine decomposes and cannot be separated from Diphenylamine using Method 8270. The result reported for each analyte is a combined concentration.

Pace Analytical is TNI accredited. Contact your Pace PM for the current list of accredited analytes.

TNI - The NELAC Institute.

### LABORATORIES

PASI-K Pace Analytical Services - Kansas City

### ANALYTE QUALIFIERS

B Analyte was detected in the associated method blank.

H6 Analysis initiated outside of the 15 minute EPA required holding time.

## REPORT OF LABORATORY ANALYSIS

This report shall not be reproduced, except in full,  
without the written consent of Pace Analytical Services, LLC.

### QUALITY CONTROL DATA CROSS REFERENCE TABLE

Project: Alliant-Lansing/25216070

Pace Project No.: 60236433

Lab ID	Sample ID	QC Batch Method	QC Batch	Analytical Method	Analytical Batch
60236433001	MW-6		464021		
60236433002	MW-20		464021		
60236433003	MW-301		464021		
60236433004	MW-302		464021		
60236433005	MW-303		464021		
60236433001	MW-6	EPA 3010	462882	EPA 6010	462904
60236433002	MW-20	EPA 3010	462882	EPA 6010	462904
60236433003	MW-301	EPA 3010	462882	EPA 6010	462904
60236433004	MW-302	EPA 3010	462882	EPA 6010	462904
60236433005	MW-303	EPA 3010	462882	EPA 6010	462904
60236433006	FIELD BLANK	EPA 3010	462882	EPA 6010	462904
60236433001	MW-6	EPA 3010	462883	EPA 6020	462905
60236433002	MW-20	EPA 3010	462883	EPA 6020	462905
60236433003	MW-301	EPA 3010	462883	EPA 6020	462905
60236433004	MW-302	EPA 3010	462883	EPA 6020	462905
60236433005	MW-303	EPA 3010	462883	EPA 6020	462905
60236433006	FIELD BLANK	EPA 3010	462883	EPA 6020	462905
60236433001	MW-6	EPA 7470	463650	EPA 7470	463677
60236433002	MW-20	EPA 7470	463650	EPA 7470	463677
60236433003	MW-301	EPA 7470	463650	EPA 7470	463677
60236433004	MW-302	EPA 7470	463650	EPA 7470	463677
60236433005	MW-303	EPA 7470	463650	EPA 7470	463677
60236433006	FIELD BLANK	EPA 7470	463650	EPA 7470	463677
60236433001	MW-6	SM 2540C	463213		
60236433002	MW-20	SM 2540C	462912		
60236433003	MW-301	SM 2540C	463087		
60236433004	MW-302	SM 2540C	463087		
60236433005	MW-303	SM 2540C	463087		
60236433006	FIELD BLANK	SM 2540C	463213		
60236433001	MW-6	EPA 9040	463706		
60236433002	MW-20	EPA 9040	463706		
60236433003	MW-301	EPA 9040	462925		
60236433004	MW-302	EPA 9040	462925		
60236433005	MW-303	EPA 9040	462925		
60236433006	FIELD BLANK	EPA 9040	463706		
60236433001	MW-6	EPA 9056	463458		
60236433001	MW-6	EPA 9056	463594		
60236433002	MW-20	EPA 9056	463458		
60236433002	MW-20	EPA 9056	463594		
60236433003	MW-301	EPA 9056	463458		
60236433003	MW-301	EPA 9056	463594		

### REPORT OF LABORATORY ANALYSIS

This report shall not be reproduced, except in full,  
without the written consent of Pace Analytical Services, LLC.

### QUALITY CONTROL DATA CROSS REFERENCE TABLE

Project: Alliant-Lansing/25216070

Pace Project No.: 60236433

Lab ID	Sample ID	QC Batch Method	QC Batch	Analytical Method	Analytical Batch
60236433004	MW-302	EPA 9056	463458		
60236433005	MW-303	EPA 9056	463458		
60236433005	MW-303	EPA 9056	463594		
60236433006	FIELD BLANK	EPA 9056	463458		

### REPORT OF LABORATORY ANALYSIS

This report shall not be reproduced, except in full,  
without the written consent of Pace Analytical Services, LLC.



Sample Condition Upon Receipt

WO#: 60236433



Client Name: SCS Eng

Courier: FedEx  UPS  VIA  Clay  PEX  ECI  Pace  Xroads  Client  Other

Tracking #: 778218285947 Pace Shipping Label Used? Yes  No

Custody Seal on Cooler/Box Present: Yes  No  Seals intact: Yes  No

Packing Material: Bubble Wrap  Bubble Bags  Foam  None  Other

Thermometer Used: T-266 / T-239 Type of Ice: Wet Blue  None

Cooler Temperature (°C): As-read 1.6 Corr. Factor CF +1.5 / CF +0.9 Corrected 3.1

Date and initials of person examining contents:

pvi/20/17

Temperature should be above freezing to 6°C

Chain of Custody present:	<input checked="" type="checkbox"/> Yes <input type="checkbox"/> No <input type="checkbox"/> N/A	
Chain of Custody relinquished:	<input checked="" type="checkbox"/> Yes <input type="checkbox"/> No <input type="checkbox"/> N/A	
Samples arrived within holding time:	<input checked="" type="checkbox"/> Yes <input type="checkbox"/> No <input type="checkbox"/> N/A	
Short Hold Time analyses (<72hr):	<input checked="" type="checkbox"/> Yes <input type="checkbox"/> No <input type="checkbox"/> N/A	<u>pH</u>
Rush Turn Around Time requested:	<input type="checkbox"/> Yes <input checked="" type="checkbox"/> No <input type="checkbox"/> N/A	
Sufficient volume:	<input checked="" type="checkbox"/> Yes <input type="checkbox"/> No <input type="checkbox"/> N/A	
Correct containers used:	<input checked="" type="checkbox"/> Yes <input type="checkbox"/> No <input type="checkbox"/> N/A	
Pace containers used:	<input checked="" type="checkbox"/> Yes <input type="checkbox"/> No <input type="checkbox"/> N/A	
Containers intact:	<input checked="" type="checkbox"/> Yes <input type="checkbox"/> No <input type="checkbox"/> N/A	
Unpreserved 5035A / TX1005/1006 soils frozen in 48hrs?	<input type="checkbox"/> Yes <input type="checkbox"/> No <input checked="" type="checkbox"/> N/A	
Filtered volume received for dissolved tests?	<input type="checkbox"/> Yes <input type="checkbox"/> No <input checked="" type="checkbox"/> N/A	
Sample labels match COC: Date / time / ID / analyses	<input checked="" type="checkbox"/> Yes <input type="checkbox"/> No <input type="checkbox"/> N/A	
Samples contain multiple phases? Matrix: <u>WT</u>	<input type="checkbox"/> Yes <input checked="" type="checkbox"/> No <input type="checkbox"/> N/A	
Containers requiring pH preservation in compliance? (HNO <sub>3</sub> , H <sub>2</sub> SO <sub>4</sub> , HCl<2; NaOH>9 Sulfide, NaOH>10 Cyanide) (Exceptions: VOA, Micro, O&G, KS TPH, OK-DRO)	<input checked="" type="checkbox"/> Yes <input type="checkbox"/> No <input type="checkbox"/> N/A	
Cyanide water sample checks:	<input checked="" type="checkbox"/> N/A	
Lead acetate strip turns dark? (Record only)	<input type="checkbox"/> Yes <input type="checkbox"/> No	
Potassium iodide test strip turns blue/purple? (Preserve)	<input type="checkbox"/> Yes <input type="checkbox"/> No	
Trip Blank present:	<input type="checkbox"/> Yes <input type="checkbox"/> No <input checked="" type="checkbox"/> N/A	
Headspace in VOA vials (>6mm):	<input type="checkbox"/> Yes <input type="checkbox"/> No <input checked="" type="checkbox"/> N/A	
Samples from USDA Regulated Area: State:	<input type="checkbox"/> Yes <input type="checkbox"/> No <input checked="" type="checkbox"/> N/A	
Additional labels attached to 5035A / TX1005 vials in the field?	<input type="checkbox"/> Yes <input type="checkbox"/> No <input checked="" type="checkbox"/> N/A	

Client Notification/ Resolution: Copy COC to Client? Y /  N Field Data Required? Y / N

Person Contacted: \_\_\_\_\_ Date/Time: \_\_\_\_\_

Comments/ Resolution: \_\_\_\_\_

Project Manager Review: [Signature] Date: 1-20-17





February 20, 2017

Meghan Blodgett  
SCS Engineers  
2830 Dairy Drive  
Madison, WI 53718

RE: Project: Alliant-Lansing/25216070  
Pace Project No.: 60236435

Dear Meghan Blodgett:

Enclosed are the analytical results for sample(s) received by the laboratory on January 20, 2017. The results relate only to the samples included in this report. Results reported herein conform to the most current, applicable TNI/NELAC standards and the laboratory's Quality Assurance Manual, where applicable, unless otherwise noted in the body of the report.

If you have any questions concerning this report, please feel free to contact me.

Sincerely,



Trudy Gipson  
trudy.gipson@pacelabs.com  
Project Manager

Enclosures

cc: Tom Karwaski, SCS Engineers  
Jeff Maxted, Alliant Energy



## REPORT OF LABORATORY ANALYSIS

This report shall not be reproduced, except in full,  
without the written consent of Pace Analytical Services, LLC.

## CERTIFICATIONS

Project: Alliant-Lansing/25216070

Pace Project No.: 60236435

---

### Pennsylvania Certification IDs

1638 Roseytown Rd Suites 2,3&4, Greensburg, PA 15601

L-A-B DOD-ELAP Accreditation #: L2417

Alabama Certification #: 41590

Arizona Certification #: AZ0734

Arkansas Certification

California Certification #: 04222CA

Colorado Certification

Connecticut Certification #: PH-0694

Delaware Certification

Florida/TNI Certification #: E87683

Georgia Certification #: C040

Guam Certification

Hawaii Certification

Idaho Certification

Illinois Certification

Indiana Certification

Iowa Certification #: 391

Kansas/TNI Certification #: E-10358

Kentucky Certification #: 90133

Louisiana DHH/TNI Certification #: LA140008

Louisiana DEQ/TNI Certification #: 4086

Maine Certification #: PA00091

Maryland Certification #: 308

Massachusetts Certification #: M-PA1457

Michigan/PADEP Certification

Missouri Certification #: 235

Montana Certification #: Cert 0082

Nebraska Certification #: NE-05-29-14

Nevada Certification #: PA014572015-1

New Hampshire/TNI Certification #: 2976

New Jersey/TNI Certification #: PA 051

New Mexico Certification #: PA01457

New York/TNI Certification #: 10888

North Carolina Certification #: 42706

North Dakota Certification #: R-190

Oregon/TNI Certification #: PA200002

Pennsylvania/TNI Certification #: 65-00282

Puerto Rico Certification #: PA01457

Rhode Island Certification #: 65-00282

South Dakota Certification

Tennessee Certification #: TN2867

Texas/TNI Certification #: T104704188-14-8

Utah/TNI Certification #: PA014572015-5

USDA Soil Permit #: P330-14-00213

Vermont Dept. of Health: ID# VT-0282

Virgin Island/PADEP Certification

Virginia/VELAP Certification #: 460198

Washington Certification #: C868

West Virginia DEP Certification #: 143

West Virginia DHHR Certification #: 9964C

Wisconsin Certification

Wyoming Certification #: 8TMS-L

---

## REPORT OF LABORATORY ANALYSIS

This report shall not be reproduced, except in full,  
without the written consent of Pace Analytical Services, LLC.

## SAMPLE SUMMARY

Project: Alliant-Lansing/25216070

Pace Project No.: 60236435

Lab ID	Sample ID	Matrix	Date Collected	Date Received
60236435001	MW-6	Water	01/18/17 09:06	01/20/17 08:55
60236435002	MW-20	Water	01/17/17 15:26	01/20/17 08:55
60236435003	MW-301	Water	01/17/17 14:31	01/20/17 08:55
60236435004	MW-302	Water	01/17/17 13:21	01/20/17 08:55
60236435005	MW-303	Water	01/17/17 12:26	01/20/17 08:55
60236435006	FIELD BLANK	Water	01/18/17 09:15	01/20/17 08:55

## REPORT OF LABORATORY ANALYSIS

This report shall not be reproduced, except in full,  
without the written consent of Pace Analytical Services, LLC.

### SAMPLE ANALYTE COUNT

Project: Alliant-Lansing/25216070

Pace Project No.: 60236435

Lab ID	Sample ID	Method	Analysts	Analytes Reported	Laboratory
60236435001	MW-6	EPA 903.1	WRR	1	PASI-PA
		EPA 904.0	JLW	1	PASI-PA
		Total Radium Calculation	CMC	1	PASI-PA
60236435002	MW-20	EPA 903.1	WRR	1	PASI-PA
		EPA 904.0	JLW	1	PASI-PA
		Total Radium Calculation	CMC	1	PASI-PA
60236435003	MW-301	EPA 903.1	WRR	1	PASI-PA
		EPA 904.0	JLW	1	PASI-PA
		Total Radium Calculation	CMC	1	PASI-PA
60236435004	MW-302	EPA 903.1	WRR	1	PASI-PA
		EPA 904.0	JLW	1	PASI-PA
		Total Radium Calculation	CMC	1	PASI-PA
60236435005	MW-303	EPA 903.1	WRR	1	PASI-PA
		EPA 904.0	JLW	1	PASI-PA
		Total Radium Calculation	CMC	1	PASI-PA
60236435006	FIELD BLANK	EPA 903.1	WRR	1	PASI-PA
		EPA 904.0	JLW	1	PASI-PA
		Total Radium Calculation	CMC	1	PASI-PA

### REPORT OF LABORATORY ANALYSIS

This report shall not be reproduced, except in full,  
without the written consent of Pace Analytical Services, LLC.

### ANALYTICAL RESULTS - RADIOCHEMISTRY

Project: Alliant-Lansing/25216070

Pace Project No.: 60236435

**Sample: MW-6**      **Lab ID: 60236435001**      Collected: 01/18/17 09:06      Received: 01/20/17 08:55      Matrix: Water  
PWS:      Site ID:      Sample Type:

Parameters	Method	Act ± Unc (MDC) Carr Trac	Units	Analyzed	CAS No.	Qual
Radium-226	EPA 903.1	<b>0.000 ± 0.332 (0.675)</b> C:NA T:97%	pCi/L	02/15/17 01:09	13982-63-3	
Radium-228	EPA 904.0	<b>0.397 ± 0.385 (0.791)</b> C:65% T:89%	pCi/L	02/14/17 16:12	15262-20-1	
Total Radium	Total Radium Calculation	<b>0.397 ± 0.717 (1.47)</b>	pCi/L	02/20/17 14:28	7440-14-4	

### REPORT OF LABORATORY ANALYSIS

This report shall not be reproduced, except in full,  
without the written consent of Pace Analytical Services, LLC.

### ANALYTICAL RESULTS - RADIOCHEMISTRY

Project: Alliant-Lansing/25216070

Pace Project No.: 60236435

**Sample: MW-20**      **Lab ID: 60236435002**      Collected: 01/17/17 15:26      Received: 01/20/17 08:55      Matrix: Water  
PWS:      Site ID:      Sample Type:

Parameters	Method	Act ± Unc (MDC) Carr Trac	Units	Analyzed	CAS No.	Qual
Radium-226	EPA 903.1	<b>0.0739 ± 0.435 (0.888)</b> C:NA T:88%	pCi/L	02/15/17 01:09	13982-63-3	
Radium-228	EPA 904.0	<b>0.502 ± 0.363 (0.700)</b> C:78% T:78%	pCi/L	02/14/17 16:12	15262-20-1	
Total Radium	Total Radium Calculation	<b>0.576 ± 0.798 (1.59)</b>	pCi/L	02/20/17 14:28	7440-14-4	

### REPORT OF LABORATORY ANALYSIS

This report shall not be reproduced, except in full,  
without the written consent of Pace Analytical Services, LLC.

### ANALYTICAL RESULTS - RADIOCHEMISTRY

Project: Alliant-Lansing/25216070

Pace Project No.: 60236435

**Sample: MW-301**      **Lab ID: 60236435003**      Collected: 01/17/17 14:31      Received: 01/20/17 08:55      Matrix: Water  
PWS:      Site ID:      Sample Type:

Parameters	Method	Act ± Unc (MDC) Carr Trac	Units	Analyzed	CAS No.	Qual
Radium-226	EPA 903.1	<b>0.334 ± 0.465 (0.776)</b> C:NA T:87%	pCi/L	02/15/17 01:09	13982-63-3	
Radium-228	EPA 904.0	<b>0.313 ± 0.357 (0.744)</b> C:66% T:79%	pCi/L	02/14/17 16:12	15262-20-1	
Total Radium	Total Radium Calculation	<b>0.647 ± 0.822 (1.52)</b>	pCi/L	02/20/17 14:28	7440-14-4	

### REPORT OF LABORATORY ANALYSIS

This report shall not be reproduced, except in full,  
without the written consent of Pace Analytical Services, LLC.

## ANALYTICAL RESULTS - RADIOCHEMISTRY

Project: Alliant-Lansing/25216070

Pace Project No.: 60236435

**Sample: MW-302**      **Lab ID: 60236435004**      Collected: 01/17/17 13:21      Received: 01/20/17 08:55      Matrix: Water  
PWS:      Site ID:      Sample Type:

Parameters	Method	Act ± Unc (MDC) Carr Trac	Units	Analyzed	CAS No.	Qual
Radium-226	EPA 903.1	<b>0.514 ± 0.534 (0.795)</b> C:NA T:89%	pCi/L	02/15/17 01:21	13982-63-3	
Radium-228	EPA 904.0	<b>0.978 ± 0.444 (0.721)</b> C:67% T:82%	pCi/L	02/14/17 16:12	15262-20-1	
Total Radium	Total Radium Calculation	<b>1.49 ± 0.978 (1.52)</b>	pCi/L	02/20/17 14:28	7440-14-4	

## REPORT OF LABORATORY ANALYSIS

This report shall not be reproduced, except in full,  
without the written consent of Pace Analytical Services, LLC.



### ANALYTICAL RESULTS - RADIOCHEMISTRY

Project: Alliant-Lansing/25216070

Pace Project No.: 60236435

**Sample: MW-303**      **Lab ID: 60236435005**      Collected: 01/17/17 12:26      Received: 01/20/17 08:55      Matrix: Water  
PWS:      Site ID:      Sample Type:

Parameters	Method	Act ± Unc (MDC) Carr Trac	Units	Analyzed	CAS No.	Qual
Radium-226	EPA 903.1	<b>-0.077 ± 0.401 (0.929)</b> <b>C:NA T:89%</b>	pCi/L	02/15/17 01:21	13982-63-3	
Radium-228	EPA 904.0	<b>0.416 ± 0.369 (0.740)</b> <b>C:66% T:81%</b>	pCi/L	02/14/17 16:12	15262-20-1	
Total Radium	Total Radium Calculation	<b>0.416 ± 0.770 (1.67)</b>	pCi/L	02/20/17 14:28	7440-14-4	

### REPORT OF LABORATORY ANALYSIS

This report shall not be reproduced, except in full,  
without the written consent of Pace Analytical Services, LLC.

### ANALYTICAL RESULTS - RADIOCHEMISTRY

Project: Alliant-Lansing/25216070

Pace Project No.: 60236435

**Sample: FIELD BLANK**      **Lab ID: 60236435006**      Collected: 01/18/17 09:15      Received: 01/20/17 08:55      Matrix: Water  
PWS:      Site ID:      Sample Type:

Parameters	Method	Act ± Unc (MDC) Carr Trac	Units	Analyzed	CAS No.	Qual
Radium-226	EPA 903.1	<b>0.222 ± 0.339 (0.201)</b> C:NA T:95%	pCi/L	02/15/17 01:21	13982-63-3	
Radium-228	EPA 904.0	<b>-0.137 ± 0.381 (0.942)</b> C:73% T:81%	pCi/L	02/14/17 19:27	15262-20-1	
Total Radium	Total Radium Calculation	<b>0.222 ± 0.720 (1.14)</b>	pCi/L	02/20/17 14:28	7440-14-4	

### REPORT OF LABORATORY ANALYSIS

This report shall not be reproduced, except in full,  
without the written consent of Pace Analytical Services, LLC.

### QUALITY CONTROL - RADIOCHEMISTRY

Project: Alliant-Lansing/25216070

Pace Project No.: 60236435

---

QC Batch:	248441	Analysis Method:	EPA 904.0
QC Batch Method:	EPA 904.0	Analysis Description:	904.0 Radium 228
Associated Lab Samples:	60236435001, 60236435002, 60236435003, 60236435004, 60236435005, 60236435006		

---

METHOD BLANK:	1222154	Matrix:	Water
Associated Lab Samples:	60236435001, 60236435002, 60236435003, 60236435004, 60236435005, 60236435006		

Parameter	Act ± Unc (MDC) Carr Trac	Units	Analyzed	Qualifiers
Radium-228	0.708 ± 0.454 (0.847) C:60% T:83%	pCi/L	02/14/17 12:07	

Results presented on this page are in the units indicated by the "Units" column except where an alternate unit is presented to the right of the result.

### REPORT OF LABORATORY ANALYSIS

This report shall not be reproduced, except in full,  
without the written consent of Pace Analytical Services, LLC.

### QUALITY CONTROL - RADIOCHEMISTRY

Project: Alliant-Lansing/25216070

Pace Project No.: 60236435

QC Batch: 248439 Analysis Method: EPA 903.1

QC Batch Method: EPA 903.1 Analysis Description: 903.1 Radium-226

Associated Lab Samples: 60236435001, 60236435002, 60236435003, 60236435004, 60236435005, 60236435006

METHOD BLANK: 1222149 Matrix: Water

Associated Lab Samples: 60236435001, 60236435002, 60236435003, 60236435004, 60236435005, 60236435006

Parameter	Act ± Unc (MDC) Carr Trac	Units	Analyzed	Qualifiers
Radium-226	0.000 ± 0.349 (0.563) C:NA T:93%	pCi/L	02/15/17 00:12	

Results presented on this page are in the units indicated by the "Units" column except where an alternate unit is presented to the right of the result.

### REPORT OF LABORATORY ANALYSIS

This report shall not be reproduced, except in full,  
without the written consent of Pace Analytical Services, LLC.

## QUALIFIERS

Project: Alliant-Lansing/25216070

Pace Project No.: 60236435

---

### DEFINITIONS

DF - Dilution Factor, if reported, represents the factor applied to the reported data due to dilution of the sample aliquot.

ND - Not Detected at or above adjusted reporting limit.

J - Estimated concentration above the adjusted method detection limit and below the adjusted reporting limit.

MDL - Adjusted Method Detection Limit.

PQL - Practical Quantitation Limit.

RL - Reporting Limit.

S - Surrogate

1,2-Diphenylhydrazine decomposes to and cannot be separated from Azobenzene using Method 8270. The result for each analyte is a combined concentration.

Consistent with EPA guidelines, unrounded data are displayed and have been used to calculate % recovery and RPD values.

LCS(D) - Laboratory Control Sample (Duplicate)

MS(D) - Matrix Spike (Duplicate)

DUP - Sample Duplicate

RPD - Relative Percent Difference

NC - Not Calculable.

SG - Silica Gel - Clean-Up

U - Indicates the compound was analyzed for, but not detected.

N-Nitrosodiphenylamine decomposes and cannot be separated from Diphenylamine using Method 8270. The result reported for each analyte is a combined concentration.

Act - Activity

Unc - Uncertainty: SDWA = 1.96 sigma count uncertainty, all other matrices = Expanded Uncertainty (95% confidence interval).

Gamma Spec = Expanded Uncertainty (95.4% Confidence Interval)

(MDC) - Minimum Detectable Concentration

Trac - Tracer Recovery (%)

Carr - Carrier Recovery (%)

Pace Analytical is TNI accredited. Contact your Pace PM for the current list of accredited analytes.

TNI - The NELAC Institute.

### LABORATORIES

PASI-PA Pace Analytical Services - Greensburg

## REPORT OF LABORATORY ANALYSIS

This report shall not be reproduced, except in full,  
without the written consent of Pace Analytical Services, LLC.

### QUALITY CONTROL DATA CROSS REFERENCE TABLE

Project: Alliant-Lansing/25216070

Pace Project No.: 60236435

Lab ID	Sample ID	QC Batch Method	QC Batch	Analytical Method	Analytical Batch
60236435001	MW-6	EPA 903.1	248439		
60236435002	MW-20	EPA 903.1	248439		
60236435003	MW-301	EPA 903.1	248439		
60236435004	MW-302	EPA 903.1	248439		
60236435005	MW-303	EPA 903.1	248439		
60236435006	FIELD BLANK	EPA 903.1	248439		
60236435001	MW-6	EPA 904.0	248441		
60236435002	MW-20	EPA 904.0	248441		
60236435003	MW-301	EPA 904.0	248441		
60236435004	MW-302	EPA 904.0	248441		
60236435005	MW-303	EPA 904.0	248441		
60236435006	FIELD BLANK	EPA 904.0	248441		
60236435001	MW-6	Total Radium Calculation	249821		
60236435002	MW-20	Total Radium Calculation	249821		
60236435003	MW-301	Total Radium Calculation	249821		
60236435004	MW-302	Total Radium Calculation	249821		
60236435005	MW-303	Total Radium Calculation	249821		
60236435006	FIELD BLANK	Total Radium Calculation	249821		

### REPORT OF LABORATORY ANALYSIS

This report shall not be reproduced, except in full,  
without the written consent of Pace Analytical Services, LLC.



Sample Condition Upon Receipt

WO#: 60236435
Barcode
60236435

Client Name: SCS Eng.

Courier: FedEx [checked] UPS [ ] VIA [ ] Clay [ ] PEX [ ] ECI [ ] Pace [ ] Xroads [ ] Client [ ] Other [ ]

Tracking #: Pace Shipping Label Used? Yes [ ] No [checked]

Custody Seal on Cooler/Box Present: Yes [checked] No [ ] Seals intact: Yes [checked] No [ ]

Packing Material: Bubble Wrap [checked] Bubble Bags [ ] Foam [ ] None [ ] Other [ ]

Thermometer Used: T-266 / T-239 Type of Ice: Wet Blue None

Cooler Temperature (°C): As-read 0.5 Corr. Factor CF +1.5 CF +0.9 Corrected 2.0

Date and initials of person examining contents: 1/20/17

Temperature should be above freezing to 6°C

Table with 2 columns: Question/Condition and Yes/No/N/A checkboxes. Rows include Chain of Custody, Samples arrived, Short Hold Time, Rush Turn Around Time, Sufficient volume, Correct containers used, Pace containers used, Containers intact, Unpreserved soils, Filtered volume, Sample labels match, Samples contain multiple phases, Containers requiring pH preservation, Cyanide water sample checks, Lead acetate strip, Potassium iodide test strip, Trip Blank present, Headspace in VOA vials, Samples from USDA Regulated Area, Additional labels attached.

Client Notification/ Resolution: Copy COC to Client? Y / [checked] N Field Data Required? Y / N

Person Contacted: Date/Time:

Comments/ Resolution:

Project Manager Review: [Signature] Date: 1-20-17





# Chain of Custody

30208959



Workorder: 60236435    Workorder Name: Alliant-Lansing/25216070

Owner Received Date: 1/20/2017 Results Requested By: 2/16/2017

Report To		Subcontract To		Requested Analysis							
Trudy Gipson Pace Analytical Kansas 9608 Loiret Blvd. Lenexa, KS 66219 Phone (913)599-5665		Pace Analytical Pittsburgh 1638 Roseytown Road Suites 2,3, & 4 Greensburg, PA 15601 Phone (724)850-5600		WC#: 30208959 							
Item	Sample ID	Sample Type	Collect Date/Time	Lab ID	Matrix	HNO3	Preserved Containers	903.1 Radium-226	904.0 Radium-228	Total Radium	LAB USE ONLY
1	MW-6	PS	1/18/2017 09:06	60236435001	Water	2		X	X	X	001
2	MW-20	PS	1/17/2017 15:26	60236435002	Water	2		X	X	X	002
3	MW-301	PS	1/17/2017 14:31	60236435003	Water	2		X	X	X	003
4	MW-302	PS	1/17/2017 13:21	60236435004	Water	2		X	X	X	004
5	MW-303	PS	1/17/2017 12:26	60236435005	Water	2		X	X	X	005
6	FIELD BLANK	PS	1/18/2017 09:15	60236435006	Water	2		X	X	X	006
Comments											
Transfers			Released By	Received	Date/Time	Date/Time					
1			<i>[Signature]</i>	<i>[Signature]</i>	1/17/17 12:00	1/25/17 10:30					
2											
3											
Cooler Temperature on Receipt				°C	Custody Seal	Y or N	Received on Ice	Y or N	Samples Intact Y or N		
						N		N			

\*\*\*In order to maintain client confidentiality, location/name of the sampling site, sampler's name and signature may not be provided on this COC document. This chain of custody is considered complete as is since this information is available in the owner laboratory.

Sample Condition Upon Receipt Pittsburgh

30208959 -



Client Name: PAC KS Project # \_\_\_\_\_

Courier:  Fed Ex  UPS  USPS  Client  Commercial  Pace Other \_\_\_\_\_

Tracking #: 7044010587905

Custody Seal on Cooler/Box Present:  yes  no Seals intact:  yes  no

Thermometer Used N/A Type of Ice: Wet Blue None

Cooler Temperature \_\_\_\_\_ Observed Temp \_\_\_\_\_ °C Correction Factor: \_\_\_\_\_ °C Final Temp: \_\_\_\_\_ °C

Temp should be above freezing to 6°C

Date and Initials of person examining contents: ARM 1/25/17

Comments:	Yes	No	N/A	
Chain of Custody Present:	/			1.
Chain of Custody Filled Out:	/			2.
Chain of Custody Relinquished:	/			3.
Sampler Name & Signature on COC:		/		4.
Sample Labels match COC:	/			5.
-Includes date/time/ID Matrix: <u>WT</u>				
Samples Arrived within Hold Time:	/			6.
Short Hold Time Analysis (<72hr remaining):		/		7.
Rush Turn Around Time Requested:		/		8.
Sufficient Volume:	/			9.
Correct Containers Used:	/			10.
-Pace Containers Used:	/			
Containers Intact:	/			11.
Orthophosphate field filtered			/	12.
Organic Samples checked for dechlorination:			/	13.
Filtered volume received for Dissolved tests			/	14.
All containers have been checked for preservation.	/			15. <u>PHL2</u>
All containers needing preservation are found to be in compliance with EPA recommendation.	/			
exceptions: VOA, coliform, TOC, O&G, Phenolics				Initial when completed: <u>ARM</u> Date/time of preservation: _____
				Lot # of added preservative: _____
Headspace in VOA Vials (>6mm):			/	16.
Trip Blank Present:			/	17.
Trip Blank Custody Seals Present			/	
Rad Aqueous Samples Screened > 0.5 mrem/hr	/			Initial when completed: <u>ARM</u> Date: <u>1/25/17</u>

Client Notification/ Resolution:  
 Person Contacted: \_\_\_\_\_ Date/Time: \_\_\_\_\_ Contacted By: \_\_\_\_\_  
 Comments/ Resolution: \_\_\_\_\_  
 \_\_\_\_\_  
 \_\_\_\_\_

A check in this box indicates that additional information has been stored in ereports.

Note: Whenever there is a discrepancy affecting North Carolina compliance samples, a copy of this form will be sent to the North Carolina DEHNR Certification Office ( i.e. out of hold, incorrect preservative, out of temp, incorrect containers)  
 \*PM review is documented electronically in LIMS. When the Project Manager closes the SRF Review schedule in LIMS. The review is in the Status section of the Workorder Edit Screen.

## A6 Round 6 Background Sampling, Analytical Laboratory Report

May 04, 2017

Meghan Blodgett  
SCS Engineers  
2830 Dairy Drive  
Madison, WI 53718

RE: Project: Alliant-Lansing/25216070  
Pace Project No.: 60242633

Dear Meghan Blodgett:

Enclosed are the analytical results for sample(s) received by the laboratory on April 22, 2017. The results relate only to the samples included in this report. Results reported herein conform to the most current, applicable TNI/NELAC standards and the laboratory's Quality Assurance Manual, where applicable, unless otherwise noted in the body of the report.

If you have any questions concerning this report, please feel free to contact me.

Sincerely,



Trudy Gipson  
trudy.gipson@pacelabs.com  
1(913)563-1405  
Project Manager

Enclosures

cc: Tom Karwaski, SCS Engineers  
Jeff Maxted, Alliant Energy



## REPORT OF LABORATORY ANALYSIS

This report shall not be reproduced, except in full,  
without the written consent of Pace Analytical Services, LLC.

## CERTIFICATIONS

Project: Alliant-Lansing/25216070

Pace Project No.: 60242633

---

### **Kansas Certification IDs**

9608 Loiret Boulevard, Lenexa, KS 66219

WY STR Certification #: 2456.01

Arkansas Certification #: 15-016-0

Illinois Certification #: 003097

Iowa Certification #: 118

Kansas/NELAP Certification #: E-10116

Louisiana Certification #: 03055

Nevada Certification #: KS000212008A

Oklahoma Certification #: 9205/9935

Texas Certification #: T104704407

Utah Certification #: KS00021

Kansas Field Laboratory Accreditation: # E-92587

Missouri Certification: 10070

---

## REPORT OF LABORATORY ANALYSIS

This report shall not be reproduced, except in full,  
without the written consent of Pace Analytical Services, LLC.

## SAMPLE SUMMARY

Project: Alliant-Lansing/25216070

Pace Project No.: 60242633

Lab ID	Sample ID	Matrix	Date Collected	Date Received
60242633001	MW-6	Water	04/19/17 12:42	04/22/17 09:05
60242633002	MW-20	Water	04/19/17 15:26	04/22/17 09:05
60242633003	MW-301	Water	04/19/17 14:36	04/22/17 09:05
60242633004	MW-302	Water	04/19/17 13:46	04/22/17 09:05
60242633005	MW-303	Water	04/19/17 16:46	04/22/17 09:05
60242633006	FIELD BLANK	Water	04/19/17 15:35	04/22/17 09:05

## REPORT OF LABORATORY ANALYSIS

This report shall not be reproduced, except in full,  
without the written consent of Pace Analytical Services, LLC.

### SAMPLE ANALYTE COUNT

Project: Alliant-Lansing/25216070

Pace Project No.: 60242633

Lab ID	Sample ID	Method	Analysts	Analytes Reported	Laboratory
60242633001	MW-6	EPA 6010	SMW	3	PASI-K
		EPA 6020	JGP	11	PASI-K
		EPA 7470	TDS	1	PASI-K
		SM 2540C	LDF	1	PASI-K
		EPA 9040	JSS	1	PASI-K
		EPA 9056	RAD	3	PASI-K
60242633002	MW-20	EPA 6010	SMW	3	PASI-K
		EPA 6020	JGP	11	PASI-K
		EPA 7470	TDS	1	PASI-K
		SM 2540C	LDF	1	PASI-K
		EPA 9040	JSS	1	PASI-K
		EPA 9056	RAD	3	PASI-K
60242633003	MW-301	EPA 6010	SMW	3	PASI-K
		EPA 6020	JGP	11	PASI-K
		EPA 7470	TDS	1	PASI-K
		SM 2540C	LDF	1	PASI-K
		EPA 9040	JSS	1	PASI-K
		EPA 9056	RAD	3	PASI-K
60242633004	MW-302	EPA 6010	SMW	3	PASI-K
		EPA 6020	JGP	11	PASI-K
		EPA 7470	TDS	1	PASI-K
		SM 2540C	LDF	1	PASI-K
		EPA 9040	JSS	1	PASI-K
		EPA 9056	RAD	3	PASI-K
60242633005	MW-303	EPA 6010	SMW	3	PASI-K
		EPA 6020	JGP	11	PASI-K
		EPA 7470	TDS	1	PASI-K
		SM 2540C	LDF	1	PASI-K
		EPA 9040	JSS	1	PASI-K
		EPA 9056	RAD	3	PASI-K
60242633006	FIELD BLANK	EPA 6010	SMW	3	PASI-K
		EPA 6020	JGP	11	PASI-K
		EPA 7470	TDS	1	PASI-K
		SM 2540C	LDF	1	PASI-K
		EPA 9040	JSS	1	PASI-K
		EPA 9056	RAD	3	PASI-K

### REPORT OF LABORATORY ANALYSIS

This report shall not be reproduced, except in full,  
without the written consent of Pace Analytical Services, LLC.

## ANALYTICAL RESULTS

Project: Alliant-Lansing/25216070

Pace Project No.: 60242633

**Sample: MW-6**      **Lab ID: 60242633001**      Collected: 04/19/17 12:42      Received: 04/22/17 09:05      Matrix: Water

Parameters	Results	Units	Report			Prepared	Analyzed	CAS No.	Qual
			Limit	MDL	DF				
<b>Field Data</b>									
Analytical Method:									
Collected By	<b>Client</b>				1		04/19/17 12:42		
Field pH	<b>7.48</b>	Std. Units	0.10	0.050	1		04/19/17 12:42		
Field Temperature	<b>10.3</b>	deg C	0.50	0.25	1		04/19/17 12:42		
Field Specific Conductance	<b>589</b>	umhos/cm	1.0	1.0	1		04/19/17 12:42		
Field Oxidation Potential	<b>321</b>	mV			1		04/19/17 12:42		
Oxygen, Dissolved	<b>7.1</b>	mg/L			1		04/19/17 12:42	7782-44-7	
Turbidity	<b>1.71</b>	NTU	1.0	1.0	1		04/19/17 12:42		
Groundwater Elevation	<b>669.82</b>	feet			1		04/19/17 12:42		
<b>6010 MET ICP</b>									
Analytical Method: EPA 6010      Preparation Method: EPA 3010									
Boron	<b>31.9J</b>	ug/L	100	3.5	1	04/27/17 15:40	04/28/17 15:27	7440-42-8	B
Calcium	<b>67.8</b>	mg/L	0.10	0.036	1	04/27/17 15:40	04/28/17 15:27	7440-70-2	
Lithium	ND	ug/L	10.0	2.9	1	04/27/17 15:40	04/28/17 15:27	7439-93-2	
<b>6020 MET ICPMS</b>									
Analytical Method: EPA 6020      Preparation Method: EPA 3010									
Antimony	ND	ug/L	1.0	0.026	1	04/27/17 15:40	05/03/17 20:00	7440-36-0	
Arsenic	<b>0.28J</b>	ug/L	1.0	0.052	1	04/27/17 15:40	05/03/17 20:00	7440-38-2	
Barium	<b>45.4</b>	ug/L	1.0	0.095	1	04/27/17 15:40	05/03/17 20:00	7440-39-3	
Beryllium	ND	ug/L	0.50	0.012	1	04/27/17 15:40	05/03/17 20:00	7440-41-7	
Cadmium	ND	ug/L	0.50	0.018	1	04/27/17 15:40	05/03/17 20:00	7440-43-9	
Chromium	<b>0.76J</b>	ug/L	1.0	0.054	1	04/27/17 15:40	05/03/17 20:00	7440-47-3	B
Cobalt	<b>0.034J</b>	ug/L	1.0	0.014	1	04/27/17 15:40	05/03/17 20:00	7440-48-4	B
Lead	<b>0.13J</b>	ug/L	1.0	0.033	1	04/27/17 15:40	05/03/17 20:00	7439-92-1	B
Molybdenum	<b>0.25J</b>	ug/L	1.0	0.058	1	04/27/17 15:40	05/03/17 20:00	7439-98-7	
Selenium	<b>0.50J</b>	ug/L	1.0	0.086	1	04/27/17 15:40	05/03/17 20:00	7782-49-2	
Thallium	<b>0.11J</b>	ug/L	1.0	0.036	1	04/27/17 15:40	05/03/17 20:00	7440-28-0	B
<b>7470 Mercury</b>									
Analytical Method: EPA 7470      Preparation Method: EPA 7470									
Mercury	ND	ug/L	0.20	0.046	1	04/27/17 14:30	04/28/17 12:34	7439-97-6	
<b>2540C Total Dissolved Solids</b>									
Analytical Method: SM 2540C									
Total Dissolved Solids	<b>350</b>	mg/L	5.0	5.0	1		04/24/17 12:53		
<b>9040 pH</b>									
Analytical Method: EPA 9040									
pH	<b>7.8</b>	Std. Units	0.10	0.10	1		04/26/17 13:15		H6
<b>9056 IC Anions</b>									
Analytical Method: EPA 9056									
Chloride	<b>6.3</b>	mg/L	1.0	0.50	1		04/26/17 15:46	16887-00-6	
Fluoride	ND	mg/L	0.20	0.10	1		04/26/17 15:46	16984-48-8	
Sulfate	<b>25.5</b>	mg/L	2.0	1.0	2		04/26/17 16:01	14808-79-8	

## REPORT OF LABORATORY ANALYSIS

This report shall not be reproduced, except in full,  
without the written consent of Pace Analytical Services, LLC.



## ANALYTICAL RESULTS

Project: Alliant-Lansing/25216070

Pace Project No.: 60242633

**Sample: MW-20**      **Lab ID: 60242633002**      Collected: 04/19/17 15:26      Received: 04/22/17 09:05      Matrix: Water

Parameters	Results	Units	Report			Prepared	Analyzed	CAS No.	Qual
			Limit	MDL	DF				
<b>Field Data</b>									
Analytical Method:									
Collected By	<b>Client</b>				1		04/19/17 15:26		
Field pH	<b>7.83</b>	Std. Units	0.10	0.050	1		04/19/17 15:26		
Field Temperature	<b>8.1</b>	deg C	0.50	0.25	1		04/19/17 15:26		
Field Specific Conductance	<b>1169</b>	umhos/cm	1.0	1.0	1		04/19/17 15:26		
Field Oxidation Potential	<b>-111</b>	mV			1		04/19/17 15:26		
Oxygen, Dissolved	<b>0</b>	mg/L			1		04/19/17 15:26	7782-44-7	
Turbidity	<b>1.1</b>	NTU	1.0	1.0	1		04/19/17 15:26		
Groundwater Elevation	<b>651.71</b>	feet			1		04/19/17 15:26		
<b>6010 MET ICP</b>									
Analytical Method: EPA 6010      Preparation Method: EPA 3010									
Boron	<b>3470</b>	ug/L	100	3.5	1	04/27/17 15:40	04/28/17 15:29	7440-42-8	
Calcium	<b>154</b>	mg/L	0.10	0.036	1	04/27/17 15:40	04/28/17 15:29	7440-70-2	
Lithium	<b>ND</b>	ug/L	10.0	2.9	1	04/27/17 15:40	04/28/17 15:29	7439-93-2	
<b>6020 MET ICPMS</b>									
Analytical Method: EPA 6020      Preparation Method: EPA 3010									
Antimony	<b>ND</b>	ug/L	1.0	0.026	1	04/27/17 15:40	05/03/17 20:04	7440-36-0	
Arsenic	<b>2.7</b>	ug/L	1.0	0.052	1	04/27/17 15:40	05/03/17 20:04	7440-38-2	
Barium	<b>117</b>	ug/L	1.0	0.095	1	04/27/17 15:40	05/03/17 20:04	7440-39-3	
Beryllium	<b>ND</b>	ug/L	0.50	0.012	1	04/27/17 15:40	05/03/17 20:04	7440-41-7	
Cadmium	<b>0.027J</b>	ug/L	0.50	0.018	1	04/27/17 15:40	05/03/17 20:04	7440-43-9	
Chromium	<b>0.36J</b>	ug/L	1.0	0.054	1	04/27/17 15:40	05/03/17 20:04	7440-47-3	B
Cobalt	<b>1.1</b>	ug/L	1.0	0.014	1	04/27/17 15:40	05/03/17 20:04	7440-48-4	
Lead	<b>0.13J</b>	ug/L	1.0	0.033	1	04/27/17 15:40	05/03/17 20:04	7439-92-1	B
Molybdenum	<b>46.9</b>	ug/L	1.0	0.058	1	04/27/17 15:40	05/03/17 20:04	7439-98-7	
Selenium	<b>22.2</b>	ug/L	1.0	0.086	1	04/27/17 15:40	05/03/17 20:04	7782-49-2	
Thallium	<b>0.055J</b>	ug/L	1.0	0.036	1	04/27/17 15:40	05/03/17 20:04	7440-28-0	B
<b>7470 Mercury</b>									
Analytical Method: EPA 7470      Preparation Method: EPA 7470									
Mercury	<b>ND</b>	ug/L	0.20	0.046	1	04/27/17 14:30	04/28/17 12:45	7439-97-6	
<b>2540C Total Dissolved Solids</b>									
Analytical Method: SM 2540C									
Total Dissolved Solids	<b>851</b>	mg/L	5.0	5.0	1		04/24/17 12:53		
<b>9040 pH</b>									
Analytical Method: EPA 9040									
pH	<b>7.9</b>	Std. Units	0.10	0.10	1		04/26/17 13:16		H6
<b>9056 IC Anions</b>									
Analytical Method: EPA 9056									
Chloride	<b>2.2</b>	mg/L	1.0	0.50	1		04/26/17 16:59	16887-00-6	
Fluoride	<b>0.41</b>	mg/L	0.20	0.10	1		04/26/17 16:59	16984-48-8	
Sulfate	<b>385</b>	mg/L	20.0	10.0	20		04/26/17 16:16	14808-79-8	

## REPORT OF LABORATORY ANALYSIS

This report shall not be reproduced, except in full,  
without the written consent of Pace Analytical Services, LLC.

## ANALYTICAL RESULTS

Project: Alliant-Lansing/25216070

Pace Project No.: 60242633

**Sample: MW-301**      **Lab ID: 60242633003**      Collected: 04/19/17 14:36      Received: 04/22/17 09:05      Matrix: Water

Parameters	Results	Units	Report			Prepared	Analyzed	CAS No.	Qual
			Limit	MDL	DF				
<b>Field Data</b>									
Analytical Method:									
Collected By	<b>Client</b>				1		04/19/17 14:36		
Field pH	<b>8.50</b>	Std. Units	0.10	0.050	1		04/19/17 14:36		
Field Temperature	<b>10.6</b>	deg C	0.50	0.25	1		04/19/17 14:36		
Field Specific Conductance	<b>471</b>	umhos/cm	1.0	1.0	1		04/19/17 14:36		
Field Oxidation Potential	<b>-181</b>	mV			1		04/19/17 14:36		
Oxygen, Dissolved	<b>0.3</b>	mg/L			1		04/19/17 14:36	7782-44-7	
Turbidity	<b>3.04</b>	NTU	1.0	1.0	1		04/19/17 14:36		
Groundwater Elevation	<b>624.7</b>	feet			1		04/19/17 14:36		
<b>6010 MET ICP</b>									
Analytical Method: EPA 6010      Preparation Method: EPA 3010									
Boron	<b>405</b>	ug/L	100	3.5	1	04/27/17 15:40	04/28/17 15:31	7440-42-8	
Calcium	<b>61.7</b>	mg/L	0.10	0.036	1	04/27/17 15:40	04/28/17 15:31	7440-70-2	
Lithium	ND	ug/L	10.0	2.9	1	04/27/17 15:40	04/28/17 15:31	7439-93-2	
<b>6020 MET ICPMS</b>									
Analytical Method: EPA 6020      Preparation Method: EPA 3010									
Antimony	ND	ug/L	1.0	0.026	1	04/27/17 15:40	05/03/17 20:17	7440-36-0	
Arsenic	<b>3.1</b>	ug/L	1.0	0.052	1	04/27/17 15:40	05/03/17 20:17	7440-38-2	
Barium	<b>182</b>	ug/L	1.0	0.095	1	04/27/17 15:40	05/03/17 20:17	7440-39-3	
Beryllium	ND	ug/L	0.50	0.012	1	04/27/17 15:40	05/03/17 20:17	7440-41-7	
Cadmium	<b>0.021J</b>	ug/L	0.50	0.018	1	04/27/17 15:40	05/03/17 20:17	7440-43-9	
Chromium	<b>0.97J</b>	ug/L	1.0	0.054	1	04/27/17 15:40	05/03/17 20:17	7440-47-3	B
Cobalt	<b>0.098J</b>	ug/L	1.0	0.014	1	04/27/17 15:40	05/03/17 20:17	7440-48-4	B
Lead	<b>0.36J</b>	ug/L	1.0	0.033	1	04/27/17 15:40	05/03/17 20:17	7439-92-1	B
Molybdenum	<b>6.9</b>	ug/L	1.0	0.058	1	04/27/17 15:40	05/03/17 20:17	7439-98-7	
Selenium	<b>0.12J</b>	ug/L	1.0	0.086	1	04/27/17 15:40	05/03/17 20:17	7782-49-2	
Thallium	<b>0.14J</b>	ug/L	1.0	0.036	1	04/27/17 15:40	05/03/17 20:17	7440-28-0	B
<b>7470 Mercury</b>									
Analytical Method: EPA 7470      Preparation Method: EPA 7470									
Mercury	ND	ug/L	0.20	0.046	1	04/27/17 14:30	04/28/17 12:47	7439-97-6	
<b>2540C Total Dissolved Solids</b>									
Analytical Method: SM 2540C									
Total Dissolved Solids	<b>289</b>	mg/L	5.0	5.0	1		04/24/17 12:54		
<b>9040 pH</b>									
Analytical Method: EPA 9040									
pH	<b>7.8</b>	Std. Units	0.10	0.10	1		04/26/17 13:18		H6
<b>9056 IC Anions</b>									
Analytical Method: EPA 9056									
Chloride	<b>18.3</b>	mg/L	1.0	0.50	1		04/26/17 17:14	16887-00-6	
Fluoride	<b>0.19J</b>	mg/L	0.20	0.10	1		04/26/17 17:14	16984-48-8	
Sulfate	<b>48.7</b>	mg/L	5.0	2.5	5		04/26/17 17:29	14808-79-8	

## REPORT OF LABORATORY ANALYSIS

This report shall not be reproduced, except in full,  
without the written consent of Pace Analytical Services, LLC.

## ANALYTICAL RESULTS

Project: Alliant-Lansing/25216070

Pace Project No.: 60242633

**Sample: MW-302**      **Lab ID: 60242633004**      Collected: 04/19/17 13:46      Received: 04/22/17 09:05      Matrix: Water

Parameters	Results	Units	Report			Prepared	Analyzed	CAS No.	Qual
			Limit	MDL	DF				
<b>Field Data</b>									
Analytical Method:									
Collected By	<b>Client</b>				1		04/19/17 13:46		
Field pH	<b>7.25</b>	Std. Units	0.10	0.050	1		04/19/17 13:46		
Field Temperature	<b>7.6</b>	deg C	0.50	0.25	1		04/19/17 13:46		
Field Specific Conductance	<b>971</b>	umhos/cm	1.0	1.0	1		04/19/17 13:46		
Field Oxidation Potential	<b>-172</b>	mV			1		04/19/17 13:46		
Oxygen, Dissolved	<b>0</b>	mg/L			1		04/19/17 13:46	7782-44-7	
Turbidity	<b>3.36</b>	NTU	1.0	1.0	1		04/19/17 13:46		
Groundwater Elevation	<b>628.98</b>	feet			1		04/19/17 13:46		
<b>6010 MET ICP</b>									
Analytical Method: EPA 6010      Preparation Method: EPA 3010									
Boron	<b>527</b>	ug/L	100	3.5	1	04/27/17 15:40	04/28/17 15:43	7440-42-8	
Calcium	<b>112</b>	mg/L	0.10	0.036	1	04/27/17 15:40	04/28/17 15:43	7440-70-2	
Lithium	<b>ND</b>	ug/L	10.0	2.9	1	04/27/17 15:40	04/28/17 15:43	7439-93-2	
<b>6020 MET ICPMS</b>									
Analytical Method: EPA 6020      Preparation Method: EPA 3010									
Antimony	<b>ND</b>	ug/L	1.0	0.026	1	04/27/17 15:40	05/03/17 20:25	7440-36-0	
Arsenic	<b>31.7</b>	ug/L	1.0	0.052	1	04/27/17 15:40	05/03/17 20:25	7440-38-2	
Barium	<b>559</b>	ug/L	1.0	0.095	1	04/27/17 15:40	05/03/17 20:25	7440-39-3	
Beryllium	<b>0.016J</b>	ug/L	0.50	0.012	1	04/27/17 15:40	05/03/17 20:25	7440-41-7	
Cadmium	<b>ND</b>	ug/L	0.50	0.018	1	04/27/17 15:40	05/03/17 20:25	7440-43-9	
Chromium	<b>1.0J</b>	ug/L	1.0	0.054	1	04/27/17 15:40	05/03/17 20:25	7440-47-3	B
Cobalt	<b>1.1</b>	ug/L	1.0	0.014	1	04/27/17 15:40	05/03/17 20:25	7440-48-4	
Lead	<b>0.36J</b>	ug/L	1.0	0.033	1	04/27/17 15:40	05/03/17 20:25	7439-92-1	B
Molybdenum	<b>0.87J</b>	ug/L	1.0	0.058	1	04/27/17 15:40	05/03/17 20:25	7439-98-7	
Selenium	<b>0.25J</b>	ug/L	1.0	0.086	1	04/27/17 15:40	05/03/17 20:25	7782-49-2	
Thallium	<b>0.042J</b>	ug/L	1.0	0.036	1	04/27/17 15:40	05/03/17 20:25	7440-28-0	B
<b>7470 Mercury</b>									
Analytical Method: EPA 7470      Preparation Method: EPA 7470									
Mercury	<b>ND</b>	ug/L	0.20	0.046	1	04/27/17 14:30	04/28/17 12:49	7439-97-6	
<b>2540C Total Dissolved Solids</b>									
Analytical Method: SM 2540C									
Total Dissolved Solids	<b>503</b>	mg/L	5.0	5.0	1		04/24/17 12:54		
<b>9040 pH</b>									
Analytical Method: EPA 9040									
pH	<b>7.2</b>	Std. Units	0.10	0.10	1		04/26/17 13:19		H6
<b>9056 IC Anions</b>									
Analytical Method: EPA 9056									
Chloride	<b>12.9</b>	mg/L	1.0	0.50	1		04/26/17 17:44	16887-00-6	
Fluoride	<b>0.22</b>	mg/L	0.20	0.10	1		04/26/17 17:44	16984-48-8	
Sulfate	<b>ND</b>	mg/L	1.0	0.50	1		04/26/17 17:44	14808-79-8	

## REPORT OF LABORATORY ANALYSIS

This report shall not be reproduced, except in full,  
without the written consent of Pace Analytical Services, LLC.

## ANALYTICAL RESULTS

Project: Alliant-Lansing/25216070

Pace Project No.: 60242633

**Sample: MW-303**      **Lab ID: 60242633005**      Collected: 04/19/17 16:46      Received: 04/22/17 09:05      Matrix: Water

Parameters	Results	Units	Report			Prepared	Analyzed	CAS No.	Qual
			Limit	MDL	DF				
<b>Field Data</b>									
Analytical Method:									
Collected By	<b>Client</b>				1		04/19/17 16:46		
Field pH	<b>8.19</b>	Std. Units	0.10	0.050	1		04/19/17 16:46		
Field Temperature	<b>10.5</b>	deg C	0.50	0.25	1		04/19/17 16:46		
Field Specific Conductance	<b>520</b>	umhos/cm	1.0	1.0	1		04/19/17 16:46		
Field Oxidation Potential	<b>81</b>	mV			1		04/19/17 16:46		
Oxygen, Dissolved	<b>1.4</b>	mg/L			1		04/19/17 16:46	7782-44-7	
Turbidity	<b>0</b>	NTU	1.0	1.0	1		04/19/17 16:46		
Groundwater Elevation	<b>639.20</b>	feet			1		04/19/17 16:46		
<b>6010 MET ICP</b>									
Analytical Method: EPA 6010      Preparation Method: EPA 3010									
Boron	<b>177</b>	ug/L	100	3.5	1	04/27/17 15:40	04/28/17 15:45	7440-42-8	
Calcium	<b>60.1</b>	mg/L	0.10	0.036	1	04/27/17 15:40	04/28/17 15:45	7440-70-2	
Lithium	<b>4.7J</b>	ug/L	10.0	2.9	1	04/27/17 15:40	04/28/17 15:45	7439-93-2	
<b>6020 MET ICPMS</b>									
Analytical Method: EPA 6020      Preparation Method: EPA 3010									
Antimony	<b>0.26J</b>	ug/L	1.0	0.026	1	04/27/17 15:40	05/03/17 20:47	7440-36-0	
Arsenic	<b>2.4</b>	ug/L	1.0	0.052	1	04/27/17 15:40	05/03/17 20:47	7440-38-2	
Barium	<b>159</b>	ug/L	1.0	0.095	1	04/27/17 15:40	05/03/17 20:47	7440-39-3	
Beryllium	<b>ND</b>	ug/L	0.50	0.012	1	04/27/17 15:40	05/03/17 20:47	7440-41-7	
Cadmium	<b>0.018J</b>	ug/L	0.50	0.018	1	04/27/17 15:40	05/03/17 20:47	7440-43-9	
Chromium	<b>0.71J</b>	ug/L	1.0	0.054	1	04/27/17 15:40	05/03/17 20:47	7440-47-3	B
Cobalt	<b>0.090J</b>	ug/L	1.0	0.014	1	04/27/17 15:40	05/03/17 20:47	7440-48-4	B
Lead	<b>0.078J</b>	ug/L	1.0	0.033	1	04/27/17 15:40	05/03/17 20:47	7439-92-1	B
Molybdenum	<b>7.6</b>	ug/L	1.0	0.058	1	04/27/17 15:40	05/03/17 20:47	7439-98-7	
Selenium	<b>0.63J</b>	ug/L	1.0	0.086	1	04/27/17 15:40	05/03/17 20:47	7782-49-2	
Thallium	<b>ND</b>	ug/L	1.0	0.036	1	04/27/17 15:40	05/03/17 20:47	7440-28-0	
<b>7470 Mercury</b>									
Analytical Method: EPA 7470      Preparation Method: EPA 7470									
Mercury	<b>ND</b>	ug/L	0.20	0.046	1	04/27/17 14:30	04/28/17 12:51	7439-97-6	
<b>2540C Total Dissolved Solids</b>									
Analytical Method: SM 2540C									
Total Dissolved Solids	<b>317</b>	mg/L	5.0	5.0	1		04/24/17 12:55		
<b>9040 pH</b>									
Analytical Method: EPA 9040									
pH	<b>8.1</b>	Std. Units	0.10	0.10	1		04/26/17 13:23		H6
<b>9056 IC Anions</b>									
Analytical Method: EPA 9056									
Chloride	<b>16.1</b>	mg/L	1.0	0.50	1		04/26/17 18:28	16887-00-6	
Fluoride	<b>0.24</b>	mg/L	0.20	0.10	1		04/26/17 18:28	16984-48-8	
Sulfate	<b>43.7</b>	mg/L	5.0	2.5	5		04/26/17 18:57	14808-79-8	

## REPORT OF LABORATORY ANALYSIS

This report shall not be reproduced, except in full,  
without the written consent of Pace Analytical Services, LLC.

### ANALYTICAL RESULTS

Project: Alliant-Lansing/25216070

Pace Project No.: 60242633

Sample: FIELD BLANK									
Lab ID: 60242633006 Collected: 04/19/17 15:35 Received: 04/22/17 09:05 Matrix: Water									
Parameters	Results	Units	Report Limit	MDL	DF	Prepared	Analyzed	CAS No.	Qual
<b>6010 MET ICP</b> Analytical Method: EPA 6010 Preparation Method: EPA 3010									
Boron	ND	ug/L	100	3.5	1	04/27/17 15:40	04/28/17 15:47	7440-42-8	
Calcium	ND	mg/L	0.10	0.036	1	04/27/17 15:40	04/28/17 15:47	7440-70-2	
Lithium	ND	ug/L	10.0	2.9	1	04/27/17 15:40	04/28/17 15:47	7439-93-2	
<b>6020 MET ICPMS</b> Analytical Method: EPA 6020 Preparation Method: EPA 3010									
Antimony	ND	ug/L	1.0	0.026	1	04/27/17 15:40	05/03/17 20:43	7440-36-0	
Arsenic	ND	ug/L	1.0	0.052	1	04/27/17 15:40	05/03/17 20:43	7440-38-2	
Barium	<b>0.67J</b>	ug/L	1.0	0.095	1	04/27/17 15:40	05/03/17 20:43	7440-39-3	B
Beryllium	ND	ug/L	0.50	0.012	1	04/27/17 15:40	05/03/17 20:43	7440-41-7	
Cadmium	ND	ug/L	0.50	0.018	1	04/27/17 15:40	05/03/17 20:43	7440-43-9	
Chromium	<b>0.13J</b>	ug/L	1.0	0.054	1	04/27/17 15:40	05/03/17 20:43	7440-47-3	B
Cobalt	ND	ug/L	1.0	0.014	1	04/27/17 15:40	05/03/17 20:43	7440-48-4	
Lead	ND	ug/L	1.0	0.033	1	04/27/17 15:40	05/03/17 20:43	7439-92-1	
Molybdenum	ND	ug/L	1.0	0.058	1	04/27/17 15:40	05/03/17 20:43	7439-98-7	
Selenium	ND	ug/L	1.0	0.086	1	04/27/17 15:40	05/03/17 20:43	7782-49-2	
Thallium	<b>0.047J</b>	ug/L	1.0	0.036	1	04/27/17 15:40	05/03/17 20:43	7440-28-0	B
<b>7470 Mercury</b> Analytical Method: EPA 7470 Preparation Method: EPA 7470									
Mercury	ND	ug/L	0.20	0.046	1	04/27/17 14:30	04/28/17 12:53	7439-97-6	
<b>2540C Total Dissolved Solids</b> Analytical Method: SM 2540C									
Total Dissolved Solids	<b>9.5</b>	mg/L	5.0	5.0	1		04/24/17 12:55		
<b>9040 pH</b> Analytical Method: EPA 9040									
pH	<b>6.8</b>	Std. Units	0.10	0.10	1		04/26/17 13:25		H6
<b>9056 IC Anions</b> Analytical Method: EPA 9056									
Chloride	ND	mg/L	1.0	0.50	1		04/26/17 09:39	16887-00-6	
Fluoride	ND	mg/L	0.20	0.10	1		04/26/17 09:39	16984-48-8	
Sulfate	ND	mg/L	1.0	0.50	1		04/26/17 09:39	14808-79-8	

### REPORT OF LABORATORY ANALYSIS

This report shall not be reproduced, except in full,  
without the written consent of Pace Analytical Services, LLC.

### QUALITY CONTROL DATA

Project: Alliant-Lansing/25216070

Pace Project No.: 60242633

QC Batch: 474524 Analysis Method: EPA 7470  
 QC Batch Method: EPA 7470 Analysis Description: 7470 Mercury  
 Associated Lab Samples: 60242633001, 60242633002, 60242633003, 60242633004, 60242633005, 60242633006

METHOD BLANK: 1943391 Matrix: Water  
 Associated Lab Samples: 60242633001, 60242633002, 60242633003, 60242633004, 60242633005, 60242633006

Parameter	Units	Blank Result	Reporting Limit	MDL	Analyzed	Qualifiers
Mercury	ug/L	ND	0.20	0.046	04/28/17 12:29	

LABORATORY CONTROL SAMPLE: 1943392

Parameter	Units	Spike Conc.	LCS Result	LCS % Rec	% Rec Limits	Qualifiers
Mercury	ug/L	5	5.3	105	80-120	

MATRIX SPIKE & MATRIX SPIKE DUPLICATE: 1943393 1943394

Parameter	Units	60242633001		60242633002		60242633003		60242633004		% Rec Limits	Max RPD	Qual
		MS Result	MSD Spike Conc.	MS Result	MSD Spike Conc.	MS Result	MSD Spike Conc.	MS Result	MSD Spike Conc.			
Mercury	ug/L	ND	5	5	5	5.1	5.1	101	103	75-125	2	20

Results presented on this page are in the units indicated by the "Units" column except where an alternate unit is presented to the right of the result.

### REPORT OF LABORATORY ANALYSIS

This report shall not be reproduced, except in full,  
without the written consent of Pace Analytical Services, LLC.

### QUALITY CONTROL DATA

Project: Alliant-Lansing/25216070

Pace Project No.: 60242633

QC Batch: 474512 Analysis Method: EPA 6010  
 QC Batch Method: EPA 3010 Analysis Description: 6010 MET  
 Associated Lab Samples: 60242633001, 60242633002, 60242633003, 60242633004, 60242633005, 60242633006

METHOD BLANK: 1943322 Matrix: Water  
 Associated Lab Samples: 60242633001, 60242633002, 60242633003, 60242633004, 60242633005, 60242633006

Parameter	Units	Blank Result	Reporting Limit	MDL	Analyzed	Qualifiers
Boron	ug/L	3.5J	100	3.5	04/28/17 15:38	
Calcium	mg/L	ND	0.10	0.036	04/28/17 15:38	
Lithium	ug/L	ND	10.0	2.9	04/28/17 15:38	

LABORATORY CONTROL SAMPLE: 1943323

Parameter	Units	Spike Conc.	LCS Result	LCS % Rec	% Rec Limits	Qualifiers
Boron	ug/L	1000	1010	101	80-120	
Calcium	mg/L	10	9.9	99	80-120	
Lithium	ug/L	1000	1000	100	80-120	

MATRIX SPIKE & MATRIX SPIKE DUPLICATE: 1943324 1943325

Parameter	Units	60242652001 Result	MS Spike Conc.	MSD Spike Conc.	MS Result	MSD Result	MS % Rec	MSD % Rec	% Rec Limits	RPD	Max RPD	Qual
Boron	ug/L	134	1000	1000	1180	1160	104	103	75-125	1	20	
Calcium	mg/L	76.4	10	10	83.7	82.1	73	57	75-125	2	20	M1
Lithium	ug/L	ND	1000	1000	1020	1010	102	101	75-125	1	20	

Results presented on this page are in the units indicated by the "Units" column except where an alternate unit is presented to the right of the result.

### REPORT OF LABORATORY ANALYSIS

This report shall not be reproduced, except in full,  
without the written consent of Pace Analytical Services, LLC.

### QUALITY CONTROL DATA

Project: Alliant-Lansing/25216070

Pace Project No.: 60242633

QC Batch: 474513 Analysis Method: EPA 6020  
 QC Batch Method: EPA 3010 Analysis Description: 6020 MET  
 Associated Lab Samples: 60242633001, 60242633002, 60242633003, 60242633004, 60242633005, 60242633006

METHOD BLANK: 1943328 Matrix: Water  
 Associated Lab Samples: 60242633001, 60242633002, 60242633003, 60242633004, 60242633005, 60242633006

Parameter	Units	Blank Result	Reporting Limit	MDL	Analyzed	Qualifiers
Antimony	ug/L	ND	1.0	0.026	05/03/17 19:51	
Arsenic	ug/L	ND	1.0	0.052	05/03/17 19:51	
Barium	ug/L	0.84J	1.0	0.095	05/03/17 19:51	
Beryllium	ug/L	ND	0.50	0.012	05/03/17 19:51	
Cadmium	ug/L	ND	0.50	0.018	05/03/17 19:51	
Chromium	ug/L	0.12J	1.0	0.054	05/03/17 19:51	
Cobalt	ug/L	0.018J	1.0	0.014	05/03/17 19:51	
Lead	ug/L	0.044J	1.0	0.033	05/03/17 19:51	
Molybdenum	ug/L	ND	1.0	0.058	05/03/17 19:51	
Selenium	ug/L	ND	1.0	0.086	05/03/17 19:51	
Thallium	ug/L	0.045J	1.0	0.036	05/03/17 19:51	

LABORATORY CONTROL SAMPLE: 1943329

Parameter	Units	Spike Conc.	LCS Result	LCS % Rec	% Rec Limits	Qualifiers
Antimony	ug/L	40	40.2	100	80-120	
Arsenic	ug/L	40	40.6	102	80-120	
Barium	ug/L	40	40.3	101	80-120	
Beryllium	ug/L	40	41.2	103	80-120	
Cadmium	ug/L	40	39.2	98	80-120	
Chromium	ug/L	40	40.6	102	80-120	
Cobalt	ug/L	40	40.0	100	80-120	
Lead	ug/L	40	39.0	97	80-120	
Molybdenum	ug/L	40	41.1	103	80-120	
Selenium	ug/L	40	39.8	100	80-120	
Thallium	ug/L	40	37.2	93	80-120	

MATRIX SPIKE & MATRIX SPIKE DUPLICATE: 1943330 1943331

Parameter	Units	MS		MSD		MS % Rec	MSD % Rec	% Rec Limits	RPD	Max RPD	Qual
		60242633002 Result	Spike Conc.	Spike Conc.	Result						
Antimony	ug/L	ND	40	40	40.4	39.9	101	100	75-125	1	20
Arsenic	ug/L	2.7	40	40	43.5	43.0	102	101	75-125	1	20
Barium	ug/L	117	40	40	156	160	98	108	75-125	3	20
Beryllium	ug/L	ND	40	40	36.9	36.3	92	91	75-125	2	20
Cadmium	ug/L	0.027J	40	40	37.5	36.6	94	92	75-125	2	20
Chromium	ug/L	0.36J	40	40	40.5	40.0	100	99	75-125	1	20
Cobalt	ug/L	1.1	40	40	39.1	39.0	95	95	75-125	0	20

Results presented on this page are in the units indicated by the "Units" column except where an alternate unit is presented to the right of the result.

### REPORT OF LABORATORY ANALYSIS

This report shall not be reproduced, except in full,  
without the written consent of Pace Analytical Services, LLC.



**QUALITY CONTROL DATA**

Project: Alliant-Lansing/25216070

Pace Project No.: 60242633

Parameter	Units	60242633002		1943330		1943331		% Rec	% Rec	% Rec	Limits	RPD	Max RPD	Qual
		MS Spike Conc.	MSD Spike Conc.	MS Result	MSD Result	MS Result	MSD Result							
Lead	ug/L	0.13J	40	40	35.9	35.8	90	89	75-125	0	20			
Molybdenum	ug/L	46.9	40	40	87.8	90.5	102	109	75-125	3	20			
Selenium	ug/L	22.2	40	40	61.5	60.9	98	97	75-125	1	20			
Thallium	ug/L	0.055J	40	40	35.5	35.7	89	89	75-125	0	20			

Results presented on this page are in the units indicated by the "Units" column except where an alternate unit is presented to the right of the result.

**REPORT OF LABORATORY ANALYSIS**

This report shall not be reproduced, except in full,  
without the written consent of Pace Analytical Services, LLC.

### QUALITY CONTROL DATA

Project: Alliant-Lansing/25216070

Pace Project No.: 60242633

QC Batch: 473939

Analysis Method: SM 2540C

QC Batch Method: SM 2540C

Analysis Description: 2540C Total Dissolved Solids

Associated Lab Samples: 60242633001, 60242633002, 60242633003, 60242633004, 60242633005, 60242633006

METHOD BLANK: 1941301

Matrix: Water

Associated Lab Samples: 60242633001, 60242633002, 60242633003, 60242633004, 60242633005, 60242633006

Parameter	Units	Blank Result	Reporting Limit	MDL	Analyzed	Qualifiers
Total Dissolved Solids	mg/L	ND	5.0	5.0	04/24/17 12:46	

LABORATORY CONTROL SAMPLE: 1941302

Parameter	Units	Spike Conc.	LCS Result	LCS % Rec	% Rec Limits	Qualifiers
Total Dissolved Solids	mg/L	1000	982	98	80-120	

SAMPLE DUPLICATE: 1941303

Parameter	Units	60242499001 Result	Dup Result	RPD	Max RPD	Qualifiers
Total Dissolved Solids	mg/L	499	498	0	10	

SAMPLE DUPLICATE: 1941304

Parameter	Units	60242633002 Result	Dup Result	RPD	Max RPD	Qualifiers
Total Dissolved Solids	mg/L	851	855	0	10	

Results presented on this page are in the units indicated by the "Units" column except where an alternate unit is presented to the right of the result.

### REPORT OF LABORATORY ANALYSIS

This report shall not be reproduced, except in full,  
without the written consent of Pace Analytical Services, LLC.

### QUALITY CONTROL DATA

Project: Alliant-Lansing/25216070

Pace Project No.: 60242633

QC Batch: 473975 Analysis Method: EPA 9040

QC Batch Method: EPA 9040 Analysis Description: 9040 pH

Associated Lab Samples: 60242633001, 60242633002, 60242633003, 60242633004, 60242633005, 60242633006

SAMPLE DUPLICATE: 1941389

Parameter	Units	60242633001 Result	Dup Result	RPD	Max RPD	Qualifiers
pH	Std. Units	7.8	7.5	4	10	H6

Results presented on this page are in the units indicated by the "Units" column except where an alternate unit is presented to the right of the result.

### REPORT OF LABORATORY ANALYSIS

This report shall not be reproduced, except in full,  
without the written consent of Pace Analytical Services, LLC.

### QUALITY CONTROL DATA

Project: Alliant-Lansing/25216070

Pace Project No.: 60242633

QC Batch: 474218 Analysis Method: EPA 9056  
 QC Batch Method: EPA 9056 Analysis Description: 9056 IC Anions  
 Associated Lab Samples: 60242633001, 60242633002, 60242633003, 60242633004, 60242633005, 60242633006

METHOD BLANK: 1942227 Matrix: Water  
 Associated Lab Samples: 60242633001, 60242633002, 60242633003, 60242633004, 60242633005, 60242633006

Parameter	Units	Blank Result	Reporting Limit	MDL	Analyzed	Qualifiers
Chloride	mg/L	ND	1.0	0.50	04/26/17 08:27	
Fluoride	mg/L	ND	0.20	0.10	04/26/17 08:27	
Sulfate	mg/L	ND	1.0	0.50	04/26/17 08:27	

LABORATORY CONTROL SAMPLE: 1942228

Parameter	Units	Spike Conc.	LCS Result	LCS % Rec	% Rec Limits	Qualifiers
Chloride	mg/L	5	4.7	94	80-120	
Fluoride	mg/L	2.5	2.4	98	80-120	
Sulfate	mg/L	5	5.0	99	80-120	

MATRIX SPIKE & MATRIX SPIKE DUPLICATE: 1942229 1942230

Parameter	Units	60242633004		MSD		MS		MSD		% Rec Limits	RPD	Max RPD	Qual
		Result	MS Spike Conc.	MSD Spike Conc.	MS Result	MSD Result	MS % Rec	MSD % Rec					
Chloride	mg/L	12.9	5	5	18.4	18.3	109	109	80-120	0	15		
Fluoride	mg/L	0.22	2.5	2.5	2.9	2.9	107	107	80-120	0	15		
Sulfate	mg/L	ND	5	5	5.2	5.2	104	103	80-120	1	15		

SAMPLE DUPLICATE: 1942231

Parameter	Units	60242652004 Result	Dup Result	RPD	Max RPD	Qualifiers
Chloride	mg/L	13.5	13.5	0	15	
Fluoride	mg/L	0.13J	0.13J		15	
Sulfate	mg/L	ND	ND		15	

Results presented on this page are in the units indicated by the "Units" column except where an alternate unit is presented to the right of the result.

### REPORT OF LABORATORY ANALYSIS

This report shall not be reproduced, except in full,  
without the written consent of Pace Analytical Services, LLC.

## QUALIFIERS

Project: Alliant-Lansing/25216070

Pace Project No.: 60242633

---

### DEFINITIONS

DF - Dilution Factor, if reported, represents the factor applied to the reported data due to dilution of the sample aliquot.

ND - Not Detected at or above adjusted reporting limit.

J - Estimated concentration above the adjusted method detection limit and below the adjusted reporting limit.

MDL - Adjusted Method Detection Limit.

PQL - Practical Quantitation Limit.

RL - Reporting Limit.

S - Surrogate

1,2-Diphenylhydrazine decomposes to and cannot be separated from Azobenzene using Method 8270. The result for each analyte is a combined concentration.

Consistent with EPA guidelines, unrounded data are displayed and have been used to calculate % recovery and RPD values.

LCS(D) - Laboratory Control Sample (Duplicate)

MS(D) - Matrix Spike (Duplicate)

DUP - Sample Duplicate

RPD - Relative Percent Difference

NC - Not Calculable.

SG - Silica Gel - Clean-Up

U - Indicates the compound was analyzed for, but not detected.

N-Nitrosodiphenylamine decomposes and cannot be separated from Diphenylamine using Method 8270. The result reported for each analyte is a combined concentration.

Pace Analytical is TNI accredited. Contact your Pace PM for the current list of accredited analytes.

TNI - The NELAC Institute.

### LABORATORIES

PASI-K Pace Analytical Services - Kansas City

### ANALYTE QUALIFIERS

B Analyte was detected in the associated method blank.

H6 Analysis initiated outside of the 15 minute EPA required holding time.

M1 Matrix spike recovery exceeded QC limits. Batch accepted based on laboratory control sample (LCS) recovery.

## REPORT OF LABORATORY ANALYSIS

This report shall not be reproduced, except in full,  
without the written consent of Pace Analytical Services, LLC.

### QUALITY CONTROL DATA CROSS REFERENCE TABLE

Project: Alliant-Lansing/25216070

Pace Project No.: 60242633

Lab ID	Sample ID	QC Batch Method	QC Batch	Analytical Method	Analytical Batch
60242633001	MW-6		475235		
60242633002	MW-20		475235		
60242633003	MW-301		475235		
60242633004	MW-302		475235		
60242633005	MW-303		475235		
60242633001	MW-6	EPA 3010	474512	EPA 6010	474589
60242633002	MW-20	EPA 3010	474512	EPA 6010	474589
60242633003	MW-301	EPA 3010	474512	EPA 6010	474589
60242633004	MW-302	EPA 3010	474512	EPA 6010	474589
60242633005	MW-303	EPA 3010	474512	EPA 6010	474589
60242633006	FIELD BLANK	EPA 3010	474512	EPA 6010	474589
60242633001	MW-6	EPA 3010	474513	EPA 6020	474596
60242633002	MW-20	EPA 3010	474513	EPA 6020	474596
60242633003	MW-301	EPA 3010	474513	EPA 6020	474596
60242633004	MW-302	EPA 3010	474513	EPA 6020	474596
60242633005	MW-303	EPA 3010	474513	EPA 6020	474596
60242633006	FIELD BLANK	EPA 3010	474513	EPA 6020	474596
60242633001	MW-6	EPA 7470	474524	EPA 7470	474554
60242633002	MW-20	EPA 7470	474524	EPA 7470	474554
60242633003	MW-301	EPA 7470	474524	EPA 7470	474554
60242633004	MW-302	EPA 7470	474524	EPA 7470	474554
60242633005	MW-303	EPA 7470	474524	EPA 7470	474554
60242633006	FIELD BLANK	EPA 7470	474524	EPA 7470	474554
60242633001	MW-6	SM 2540C	473939		
60242633002	MW-20	SM 2540C	473939		
60242633003	MW-301	SM 2540C	473939		
60242633004	MW-302	SM 2540C	473939		
60242633005	MW-303	SM 2540C	473939		
60242633006	FIELD BLANK	SM 2540C	473939		
60242633001	MW-6	EPA 9040	473975		
60242633002	MW-20	EPA 9040	473975		
60242633003	MW-301	EPA 9040	473975		
60242633004	MW-302	EPA 9040	473975		
60242633005	MW-303	EPA 9040	473975		
60242633006	FIELD BLANK	EPA 9040	473975		
60242633001	MW-6	EPA 9056	474218		
60242633002	MW-20	EPA 9056	474218		
60242633003	MW-301	EPA 9056	474218		
60242633004	MW-302	EPA 9056	474218		
60242633005	MW-303	EPA 9056	474218		
60242633006	FIELD BLANK	EPA 9056	474218		

### REPORT OF LABORATORY ANALYSIS

This report shall not be reproduced, except in full,  
without the written consent of Pace Analytical Services, LLC.



Sample Condition Upon Receipt

WO#: 60242633



TD4

Client Name: SCS Eng

Courier: FedEx [x] UPS [ ] VIA [ ] Clay [ ] PEX [ ] ECI [ ] Pace [ ] Xroads [ ] Client [ ] Other [ ]

Tracking #: 7789 6694 1514 Pace Shipping Label Used? Yes [ ] No [x]

Custody Seal on Cooler/Box Present: Yes [ ] No [x] Seals intact: Yes [x] No [ ]

Packing Material: Bubble Wrap [ ] Bubble Bags [ ] Foam [ ] None [x] Other [ ]

Thermometer Used: T-266 / T-239 Type of Ice: Wet [x] Blue [ ] None [ ]

Cooler Temperature (°C): As-read 2-1 Corr. Factor CF +0.2 Corrected 3-6

Date and initials of person examining contents: 4/24/17

Temperature should be above freezing to 6°C

Table with 3 columns: Question, Yes/No/N/A checkboxes, and handwritten notes (e.g., PH, Matrix: vvt).

Client Notification/ Resolution: Copy COC to Client? Y / [x] Field Data Required? Y / N

Person Contacted: Date/Time:

Comments/ Resolution:

Project Manager Review: [Signature] Date: 4-24-17





May 16, 2017

Meghan Blodgett  
SCS Engineers  
2830 Dairy Drive  
Madison, WI 53718


RE: Project: Alliant-Lansing/25216070  
Pace Project No.: 60242637

Dear Meghan Blodgett:

Enclosed are the analytical results for sample(s) received by the laboratory on April 22, 2017. The results relate only to the samples included in this report. Results reported herein conform to the most current, applicable TNI/NELAC standards and the laboratory's Quality Assurance Manual, where applicable, unless otherwise noted in the body of the report.

If you have any questions concerning this report, please feel free to contact me.

Sincerely,



Trudy Gipson  
trudy.gipson@pacelabs.com  
1(913)563-1405  
Project Manager

Enclosures

cc: Tom Karwaski, SCS Engineers  
Jeff Maxted, Alliant Energy



## REPORT OF LABORATORY ANALYSIS

This report shall not be reproduced, except in full,  
without the written consent of Pace Analytical Services, LLC.

## CERTIFICATIONS

Project: Alliant-Lansing/25216070

Pace Project No.: 60242637

---

### Pennsylvania Certification IDs

1638 Roseytown Rd Suites 2,3&4, Greensburg, PA 15601

L-A-B DOD-ELAP Accreditation #: L2417

Alabama Certification #: 41590

Arizona Certification #: AZ0734

Arkansas Certification

California Certification #: 04222CA

Colorado Certification

Connecticut Certification #: PH-0694

Delaware Certification

Florida/TNI Certification #: E87683

Georgia Certification #: C040

Guam Certification

Hawaii Certification

Idaho Certification

Illinois Certification

Indiana Certification

Iowa Certification #: 391

Kansas/TNI Certification #: E-10358

Kentucky Certification #: 90133

Louisiana DHH/TNI Certification #: LA140008

Louisiana DEQ/TNI Certification #: 4086

Maine Certification #: PA00091

Maryland Certification #: 308

Massachusetts Certification #: M-PA1457

Michigan/PADEP Certification

Missouri Certification #: 235

Montana Certification #: Cert 0082

Nebraska Certification #: NE-05-29-14

Nevada Certification #: PA014572015-1

New Hampshire/TNI Certification #: 2976

New Jersey/TNI Certification #: PA 051

New Mexico Certification #: PA01457

New York/TNI Certification #: 10888

North Carolina Certification #: 42706

North Dakota Certification #: R-190

Oregon/TNI Certification #: PA200002

Pennsylvania/TNI Certification #: 65-00282

Puerto Rico Certification #: PA01457

Rhode Island Certification #: 65-00282

South Dakota Certification

Tennessee Certification #: TN2867

Texas/TNI Certification #: T104704188-14-8

Utah/TNI Certification #: PA014572015-5

USDA Soil Permit #: P330-14-00213

Vermont Dept. of Health: ID# VT-0282

Virgin Island/PADEP Certification

Virginia/VELAP Certification #: 460198

Washington Certification #: C868

West Virginia DEP Certification #: 143

West Virginia DHHR Certification #: 9964C

Wisconsin Certification

Wyoming Certification #: 8TMS-L

---

## REPORT OF LABORATORY ANALYSIS

This report shall not be reproduced, except in full,  
without the written consent of Pace Analytical Services, LLC.

## SAMPLE SUMMARY

Project: Alliant-Lansing/25216070

Pace Project No.: 60242637

Lab ID	Sample ID	Matrix	Date Collected	Date Received
60242637001	MW-6	Water	04/19/17 12:42	04/22/17 09:05
60242637002	MW-20	Water	04/19/17 15:26	04/22/17 09:05
60242637003	MW-301	Water	04/19/17 14:36	04/22/17 09:05
60242637004	MW-302	Water	04/19/17 13:46	04/22/17 09:05
60242637005	MW-303	Water	04/19/17 16:46	04/22/17 09:05
60242637006	FIELD BLANK	Water	04/19/17 15:35	04/22/17 09:05

## REPORT OF LABORATORY ANALYSIS

This report shall not be reproduced, except in full,  
without the written consent of Pace Analytical Services, LLC.

### SAMPLE ANALYTE COUNT

Project: Alliant-Lansing/25216070

Pace Project No.: 60242637

Lab ID	Sample ID	Method	Analysts	Analytes Reported	Laboratory
60242637001	MW-6	EPA 903.1	WRR	1	PASI-PA
		EPA 904.0	JLW	1	PASI-PA
		Total Radium Calculation	RMK	1	PASI-PA
60242637002	MW-20	EPA 903.1	WRR	1	PASI-PA
		EPA 904.0	JLW	1	PASI-PA
		Total Radium Calculation	RMK	1	PASI-PA
60242637003	MW-301	EPA 903.1	WRR	1	PASI-PA
		EPA 904.0	JLW	1	PASI-PA
		Total Radium Calculation	RMK	1	PASI-PA
60242637004	MW-302	EPA 903.1	WRR	1	PASI-PA
		EPA 904.0	JLW	1	PASI-PA
		Total Radium Calculation	RMK	1	PASI-PA
60242637005	MW-303	EPA 903.1	WRR	1	PASI-PA
		EPA 904.0	JLW	1	PASI-PA
		Total Radium Calculation	RMK	1	PASI-PA
60242637006	FIELD BLANK	EPA 903.1	WRR	1	PASI-PA
		EPA 904.0	JLW	1	PASI-PA
		Total Radium Calculation	RMK	1	PASI-PA

### REPORT OF LABORATORY ANALYSIS

This report shall not be reproduced, except in full,  
without the written consent of Pace Analytical Services, LLC.

### ANALYTICAL RESULTS - RADIOCHEMISTRY

Project: Alliant-Lansing/25216070

Pace Project No.: 60242637

**Sample: MW-6**      **Lab ID: 60242637001**      Collected: 04/19/17 12:42      Received: 04/22/17 09:05      Matrix: Water  
PWS:      Site ID:      Sample Type:

Parameters	Method	Act ± Unc (MDC) Carr Trac	Units	Analyzed	CAS No.	Qual
Radium-226	EPA 903.1	<b>-0.070 ± 0.456 (0.988)</b> <b>C:NA T:85%</b>	pCi/L	05/08/17 21:13	13982-63-3	
Radium-228	EPA 904.0	<b>0.0972 ± 0.501 (1.13)</b> <b>C:77% T:83%</b>	pCi/L	05/09/17 12:39	15262-20-1	
Total Radium	Total Radium Calculation	<b>0.0972 ± 0.957 (2.12)</b>	pCi/L	05/16/17 15:48	7440-14-4	

### REPORT OF LABORATORY ANALYSIS

This report shall not be reproduced, except in full,  
without the written consent of Pace Analytical Services, LLC.

### ANALYTICAL RESULTS - RADIOCHEMISTRY

Project: Alliant-Lansing/25216070

Pace Project No.: 60242637

**Sample: MW-20**      **Lab ID: 60242637002**      Collected: 04/19/17 15:26      Received: 04/22/17 09:05      Matrix: Water  
PWS:      Site ID:      Sample Type:

Parameters	Method	Act ± Unc (MDC) Carr Trac	Units	Analyzed	CAS No.	Qual
Radium-226	EPA 903.1	<b>0.0673 ± 0.349 (0.725)</b> C:NA T:86%	pCi/L	05/08/17 21:13	13982-63-3	
Radium-228	EPA 904.0	<b>0.272 ± 0.503 (1.10)</b> C:79% T:65%	pCi/L	05/09/17 12:39	15262-20-1	
Total Radium	Total Radium Calculation	<b>0.339 ± 0.852 (1.83)</b>	pCi/L	05/16/17 15:48	7440-14-4	

### REPORT OF LABORATORY ANALYSIS

This report shall not be reproduced, except in full,  
without the written consent of Pace Analytical Services, LLC.

### ANALYTICAL RESULTS - RADIOCHEMISTRY

Project: Alliant-Lansing/25216070

Pace Project No.: 60242637

**Sample: MW-301**      **Lab ID: 60242637003**      Collected: 04/19/17 14:36      Received: 04/22/17 09:05      Matrix: Water  
PWS:      Site ID:      Sample Type:

Parameters	Method	Act ± Unc (MDC) Carr Trac	Units	Analyzed	CAS No.	Qual
Radium-226	EPA 903.1	<b>0.374 ± 0.302 (0.169)</b> C:NA T:95%	pCi/L	05/08/17 21:13	13982-63-3	
Radium-228	EPA 904.0	<b>0.378 ± 0.460 (0.977)</b> C:80% T:84%	pCi/L	05/09/17 12:39	15262-20-1	
Total Radium	Total Radium Calculation	<b>0.752 ± 0.762 (1.15)</b>	pCi/L	05/16/17 15:48	7440-14-4	

### REPORT OF LABORATORY ANALYSIS

This report shall not be reproduced, except in full,  
without the written consent of Pace Analytical Services, LLC.

## ANALYTICAL RESULTS - RADIOCHEMISTRY

Project: Alliant-Lansing/25216070

Pace Project No.: 60242637

---

**Sample: MW-302**      **Lab ID: 60242637004**      Collected: 04/19/17 13:46      Received: 04/22/17 09:05      Matrix: Water  
PWS:      Site ID:      Sample Type:

---

Parameters	Method	Act ± Unc (MDC) Carr Trac	Units	Analyzed	CAS No.	Qual
Radium-226	EPA 903.1	<b>0.672 ± 0.492 (0.550)</b> C:NA T:80%	pCi/L	05/08/17 21:13	13982-63-3	
Radium-228	EPA 904.0	<b>0.576 ± 0.496 (1.02)</b> C:78% T:83%	pCi/L	05/09/17 12:39	15262-20-1	
Total Radium	Total Radium Calculation	<b>1.25 ± 0.988 (1.57)</b>	pCi/L	05/16/17 15:48	7440-14-4	

## REPORT OF LABORATORY ANALYSIS

This report shall not be reproduced, except in full,  
without the written consent of Pace Analytical Services, LLC.



### ANALYTICAL RESULTS - RADIOCHEMISTRY

Project: Alliant-Lansing/25216070

Pace Project No.: 60242637

**Sample: MW-303**      **Lab ID: 60242637005**      Collected: 04/19/17 16:46      Received: 04/22/17 09:05      Matrix: Water  
PWS:      Site ID:      Sample Type:

Parameters	Method	Act ± Unc (MDC) Carr Trac	Units	Analyzed	CAS No.	Qual
Radium-226	EPA 903.1	<b>0.339 ± 0.353 (0.498)</b> C:NA T:83%	pCi/L	05/08/17 21:13	13982-63-3	
Radium-228	EPA 904.0	<b>-0.167 ± 0.407 (0.965)</b> C:81% T:80%	pCi/L	05/09/17 12:39	15262-20-1	
Total Radium	Total Radium Calculation	<b>0.339 ± 0.760 (1.46)</b>	pCi/L	05/16/17 15:48	7440-14-4	

### REPORT OF LABORATORY ANALYSIS

This report shall not be reproduced, except in full,  
without the written consent of Pace Analytical Services, LLC.

### ANALYTICAL RESULTS - RADIOCHEMISTRY

Project: Alliant-Lansing/25216070

Pace Project No.: 60242637

**Sample: FIELD BLANK**      **Lab ID: 60242637006**      Collected: 04/19/17 15:35      Received: 04/22/17 09:05      Matrix: Water  
PWS:      Site ID:      Sample Type:

Parameters	Method	Act ± Unc (MDC) Carr Trac	Units	Analyzed	CAS No.	Qual
Radium-226	EPA 903.1	<b>0.422 ± 0.393 (0.517)</b> C:NA T:84%	pCi/L	05/08/17 21:35	13982-63-3	
Radium-228	EPA 904.0	<b>0.0132 ± 0.391 (0.905)</b> C:76% T:72%	pCi/L	05/09/17 12:21	15262-20-1	
Total Radium	Total Radium Calculation	<b>0.435 ± 0.784 (1.42)</b>	pCi/L	05/16/17 15:48	7440-14-4	

### REPORT OF LABORATORY ANALYSIS

This report shall not be reproduced, except in full,  
without the written consent of Pace Analytical Services, LLC.

### QUALITY CONTROL - RADIOCHEMISTRY

Project: Alliant-Lansing/25216070

Pace Project No.: 60242637

QC Batch: 256997 Analysis Method: EPA 903.1

QC Batch Method: EPA 903.1 Analysis Description: 903.1 Radium-226

Associated Lab Samples: 60242637001, 60242637002, 60242637003, 60242637004, 60242637005, 60242637006

METHOD BLANK: 1266150 Matrix: Water

Associated Lab Samples: 60242637001, 60242637002, 60242637003, 60242637004, 60242637005, 60242637006

Parameter	Act ± Unc (MDC) Carr Trac	Units	Analyzed	Qualifiers
Radium-226	0.473 ± 0.480 (0.727) C:NA T:96%	pCi/L	05/08/17 20:32	

Results presented on this page are in the units indicated by the "Units" column except where an alternate unit is presented to the right of the result.

### REPORT OF LABORATORY ANALYSIS

This report shall not be reproduced, except in full,  
without the written consent of Pace Analytical Services, LLC.

### QUALITY CONTROL - RADIOCHEMISTRY

Project: Alliant-Lansing/25216070

Pace Project No.: 60242637

QC Batch: 257053 Analysis Method: EPA 904.0

QC Batch Method: EPA 904.0 Analysis Description: 904.0 Radium 228

Associated Lab Samples: 60242637001, 60242637002, 60242637003, 60242637004, 60242637005, 60242637006

METHOD BLANK: 1266308 Matrix: Water

Associated Lab Samples: 60242637001, 60242637002, 60242637003, 60242637004, 60242637005, 60242637006

Parameter	Act ± Unc (MDC) Carr Trac	Units	Analyzed	Qualifiers
Radium-228	0.257 ± 0.409 (0.888) C:77% T:74%	pCi/L	05/09/17 12:21	

Results presented on this page are in the units indicated by the "Units" column except where an alternate unit is presented to the right of the result.

### REPORT OF LABORATORY ANALYSIS

This report shall not be reproduced, except in full,  
without the written consent of Pace Analytical Services, LLC.

## QUALIFIERS

Project: Alliant-Lansing/25216070

Pace Project No.: 60242637

---

### DEFINITIONS

DF - Dilution Factor, if reported, represents the factor applied to the reported data due to dilution of the sample aliquot.

ND - Not Detected at or above adjusted reporting limit.

J - Estimated concentration above the adjusted method detection limit and below the adjusted reporting limit.

MDL - Adjusted Method Detection Limit.

PQL - Practical Quantitation Limit.

RL - Reporting Limit.

S - Surrogate

1,2-Diphenylhydrazine decomposes to and cannot be separated from Azobenzene using Method 8270. The result for each analyte is a combined concentration.

Consistent with EPA guidelines, unrounded data are displayed and have been used to calculate % recovery and RPD values.

LCS(D) - Laboratory Control Sample (Duplicate)

MS(D) - Matrix Spike (Duplicate)

DUP - Sample Duplicate

RPD - Relative Percent Difference

NC - Not Calculable.

SG - Silica Gel - Clean-Up

U - Indicates the compound was analyzed for, but not detected.

N-Nitrosodiphenylamine decomposes and cannot be separated from Diphenylamine using Method 8270. The result reported for each analyte is a combined concentration.

Act - Activity

Unc - Uncertainty: SDWA = 1.96 sigma count uncertainty, all other matrices = Expanded Uncertainty (95% confidence interval).

Gamma Spec = Expanded Uncertainty (95.4% Confidence Interval)

(MDC) - Minimum Detectable Concentration

Trac - Tracer Recovery (%)

Carr - Carrier Recovery (%)

Pace Analytical is TNI accredited. Contact your Pace PM for the current list of accredited analytes.

TNI - The NELAC Institute.

### LABORATORIES

PASI-PA Pace Analytical Services - Greensburg

## REPORT OF LABORATORY ANALYSIS

This report shall not be reproduced, except in full,  
without the written consent of Pace Analytical Services, LLC.

### QUALITY CONTROL DATA CROSS REFERENCE TABLE

Project: Alliant-Lansing/25216070

Pace Project No.: 60242637

Lab ID	Sample ID	QC Batch Method	QC Batch	Analytical Method	Analytical Batch
60242637001	MW-6	EPA 903.1	256997		
60242637002	MW-20	EPA 903.1	256997		
60242637003	MW-301	EPA 903.1	256997		
60242637004	MW-302	EPA 903.1	256997		
60242637005	MW-303	EPA 903.1	256997		
60242637006	FIELD BLANK	EPA 903.1	256997		
60242637001	MW-6	EPA 904.0	257053		
60242637002	MW-20	EPA 904.0	257053		
60242637003	MW-301	EPA 904.0	257053		
60242637004	MW-302	EPA 904.0	257053		
60242637005	MW-303	EPA 904.0	257053		
60242637006	FIELD BLANK	EPA 904.0	257053		
60242637001	MW-6	Total Radium Calculation	258652		
60242637002	MW-20	Total Radium Calculation	258652		
60242637003	MW-301	Total Radium Calculation	258652		
60242637004	MW-302	Total Radium Calculation	258652		
60242637005	MW-303	Total Radium Calculation	258652		
60242637006	FIELD BLANK	Total Radium Calculation	258652		

### REPORT OF LABORATORY ANALYSIS

This report shall not be reproduced, except in full,  
without the written consent of Pace Analytical Services, LLC.



Sample Condition Upon Receipt

WO#: 60242637



TR

Client Name: SCS

Courier: FedEx  UPS  VIA  Clay  PEX  ECI  Pace  Xroads  Client  Other

Tracking #: 778966876001 Pace Shipping Label Used? Yes  No

Custody Seal on Cooler/Box Present: Yes  No  Seals intact: Yes  No

Packing Material: Bubble Wrap  Bubble Bags  Foam  None  Other

Thermometer Used: T-266 / T-239 Type of Ice: Wet Blue None

Cooler Temperature (°C): As-read 11.5 Corr. Factor CF +1.5 / CF +0.2 Corrected 13.0

Date and initials of person examining contents:

Temperature should be above freezing to 6°C

12/24/17

Chain of Custody present:	<input checked="" type="checkbox"/> Yes <input type="checkbox"/> No <input type="checkbox"/> N/A
Chain of Custody relinquished:	<input checked="" type="checkbox"/> Yes <input type="checkbox"/> No <input type="checkbox"/> N/A
Samples arrived within holding time:	<input checked="" type="checkbox"/> Yes <input type="checkbox"/> No <input type="checkbox"/> N/A
Short Hold Time analyses (<72hr):	<input type="checkbox"/> Yes <input checked="" type="checkbox"/> No <input type="checkbox"/> N/A
Rush Turn Around Time requested:	<input type="checkbox"/> Yes <input checked="" type="checkbox"/> No <input type="checkbox"/> N/A
Sufficient volume:	<input checked="" type="checkbox"/> Yes <input type="checkbox"/> No <input type="checkbox"/> N/A
Correct containers used:	<input checked="" type="checkbox"/> Yes <input type="checkbox"/> No <input type="checkbox"/> N/A
Pace containers used:	<input checked="" type="checkbox"/> Yes <input type="checkbox"/> No <input type="checkbox"/> N/A
Containers intact:	<input checked="" type="checkbox"/> Yes <input type="checkbox"/> No <input type="checkbox"/> N/A
Unpreserved 5035A / TX1005/1006 soils frozen in 48hrs?	<input type="checkbox"/> Yes <input type="checkbox"/> No <input checked="" type="checkbox"/> N/A
Filtered volume received for dissolved tests?	<input type="checkbox"/> Yes <input type="checkbox"/> No <input checked="" type="checkbox"/> N/A
Sample labels match COC: Date / time / ID / analyses	<input checked="" type="checkbox"/> Yes <input type="checkbox"/> No <input type="checkbox"/> N/A
Samples contain multiple phases? Matrix: <u>WT</u>	<input type="checkbox"/> Yes <input checked="" type="checkbox"/> No <input type="checkbox"/> N/A
Containers requiring pH preservation in compliance? (HNO <sub>3</sub> , H <sub>2</sub> SO <sub>4</sub> , HCl<2; NaOH>9 Sulfide, NaOH>10 Cyanide) (Exceptions: VOA, Micro, O&G, KS TPH, OK-DRO)	<input type="checkbox"/> Yes <input type="checkbox"/> No <input checked="" type="checkbox"/> N/A
Cyanide water sample checks:	<input checked="" type="checkbox"/> N/A
Lead acetate strip turns dark? (Record only)	<input type="checkbox"/> Yes <input type="checkbox"/> No
Potassium iodide test strip turns blue/purple? (Preserve)	<input type="checkbox"/> Yes <input type="checkbox"/> No
Trip Blank present:	<input type="checkbox"/> Yes <input type="checkbox"/> No <input checked="" type="checkbox"/> N/A
Headspace in VOA vials (>6mm):	<input type="checkbox"/> Yes <input type="checkbox"/> No <input checked="" type="checkbox"/> N/A
Samples from USDA Regulated Area: State:	<input type="checkbox"/> Yes <input type="checkbox"/> No <input checked="" type="checkbox"/> N/A
Additional labels attached to 5035A / TX1005 vials in the field?	<input type="checkbox"/> Yes <input type="checkbox"/> No <input checked="" type="checkbox"/> N/A

Client Notification/ Resolution: Copy COC to Client? Y /  N Field Data Required? Y / N

Person Contacted: \_\_\_\_\_ Date/Time: \_\_\_\_\_

Comments/ Resolution: \_\_\_\_\_

Project Manager Review: [Signature]

Date: 4-24-17





# Chain of Custody

30217021



Workorder: 60242637    Workorder Name: Alliant-Lansing/25216070

Owner Received Date: 4/22/2017 Results Requested By: 5/17/2017

Report To    Subcontract To

Trudy Gipson  
Pace Analytical Kansas  
9608 Loiret Blvd.  
Lenexa, KS 66219  
Phone 1(913)563-1405

Pace Analytical Pittsburgh  
1638 Roseytown Road  
Suites 2,3, & 4  
Greensburg, PA 15601  
Phone (724)850-5600

Requested Analysis		Preserved Containers		903.1 Radium-226		904.0 Radium-228		Total Radium		Comments	
Item	Sample ID	Sample Type	Collect Date/Time	Lab ID	Matrix	HNO3					
1	MW-6	PS	4/19/2017 12:42	60242637001	Water	4	X	X	X		001
2	MW-20	PS	4/19/2017 15:26	60242637002	Water	4	X	X	X		002
3	MW-301	PS	4/19/2017 14:36	60242637003	Water	4	X	X	X		003
4	MW-302	PS	4/19/2017 13:46	60242637004	Water	4	X	X	X		004
5	MW-303	PS	4/19/2017 16:46	60242637005	Water	4	X	X	X		005
6	FIELD BLANK	PS	4/19/2017 15:35	60242637006	Water	4	X	X	X		006

Transfers	Released Bx	Date/Time	Received	Date/Time
1	<i>[Signature]</i>	4/24/17 17:00	<i>[Signature]</i>	4/25/17 1000
2				
3				



Cooler Temperature on Receipt NA °C    Custody Seal Y or N    Received on Ice Y or N    Samples Intact Y or N

\*\*\*In order to maintain client confidentiality, location/name of the sampling site, sampler's name and signature may not be provided on this COC document. This chain of custody is considered complete as is since this information is available in the owner laboratory.

Sample Condition Upon Receipt Pittsburgh



Client Name: Pace KS

Project # 30217021

30217021

ARM

Courier:  Fed Ex  UPS  USPS  Client  Commercial  Pace Other \_\_\_\_\_

Tracking #: 728565920904

Custody Seal on Cooler/Box Present:  yes  no Seals intact:  yes  no

Thermometer Used N/A Type of Ice: Wet Blue None

Cooler Temperature Observed Temp \_\_\_\_\_ °C Correction Factor: \_\_\_\_\_ °C Final Temp: \_\_\_\_\_ °C

Temp should be above freezing to 6°C

Date and Initials of person examining contents: ARM 4/25/17

Comments:

	Yes	No	N/A	
Chain of Custody Present:	/			1.
Chain of Custody Filled Out:	/			2.
Chain of Custody Relinquished:	/			3.
Sampler Name & Signature on COC:	/			4.
Sample Labels match COC:				5.
-Includes date/time/ID Matrix: <u>WT</u>				
Samples Arrived within Hold Time:	/			6.
Short Hold Time Analysis (<72hr remaining):		/		7.
Rush Turn Around Time Requested:		/		8.
Sufficient Volume:	/			9.
Correct Containers Used:	/			10.
-Pace Containers Used:		/		
Containers Intact:	/			11.
Orthophosphate field filtered			/	12.
Organic Samples checked for dechlorination:			/	13.
Filtered volume received for Dissolved tests			/	14.
All containers have been checked for preservation.	/			15.
All containers needing preservation are found to be in compliance with EPA recommendation.	/			
exceptions: VOA, coliform, TOC, O&G, Phenolics				
				Initial when completed <u>ARM</u> Date/time of preservation
				Lot # of added preservative
Headspace in VOA Vials (>6mm):			/	16.
Trip Blank Present:			/	17.
Trip Blank Custody Seals Present			/	
Rad Aqueous Samples Screened > 0.5 mrem/hr	/			Initial when completed: <u>ARM</u> Date: <u>4/25/17</u>

Client Notification/ Resolution:

Person Contacted: \_\_\_\_\_ Date/Time: \_\_\_\_\_ Contacted By: \_\_\_\_\_

Comments/ Resolution: \_\_\_\_\_

A check in this box indicates that additional information has been stored in ereports.

Note: Whenever there is a discrepancy affecting North Carolina compliance samples, a copy of this form will be sent to the North Carolina DEHNR Certification Office ( i.e. out of hold, incorrect preservative, out of temp, incorrect containers)

\*PM review is documented electronically in LIMS. When the Project Manager closes the SRF Review schedule in LIMS. The review is in the Status section of the Workorder Edit Screen.

## A7 Round 7 Background Sampling, Analytical Laboratory Report

July 03, 2017

Meghan Blodgett  
SCS Engineers  
2830 Dairy Drive  
Madison, WI 53718

RE: Project: Lansing Gen Station/25216070  
Pace Project No.: 60247077

Dear Meghan Blodgett:

Enclosed are the analytical results for sample(s) received by the laboratory on June 22, 2017. The results relate only to the samples included in this report. Results reported herein conform to the most current, applicable TNI/NELAC standards and the laboratory's Quality Assurance Manual, where applicable, unless otherwise noted in the body of the report.

If you have any questions concerning this report, please feel free to contact me.

Sincerely,



Trudy Gipson  
trudy.gipson@pacelabs.com  
1(913)563-1405  
Project Manager

Enclosures

cc: Tom Karwaski, SCS Engineers  
Jeff Maxted, Alliant Energy



## REPORT OF LABORATORY ANALYSIS

This report shall not be reproduced, except in full,  
without the written consent of Pace Analytical Services, LLC.

## CERTIFICATIONS

Project: Lansing Gen Station/25216070

Pace Project No.: 60247077

---

### **Kansas Certification IDs**

9608 Loiret Boulevard, Lenexa, KS 66219

WY STR Certification #: 2456.01

Arkansas Certification #: 15-016-0

Illinois Certification #: 003097

Iowa Certification #: 118

Kansas/NELAP Certification #: E-10116

Louisiana Certification #: 03055

Nevada Certification #: KS000212008A

Oklahoma Certification #: 9205/9935

Texas Certification #: T104704407

Utah Certification #: KS00021

Kansas Field Laboratory Accreditation: # E-92587

Missouri Certification: 10070

---

## REPORT OF LABORATORY ANALYSIS

This report shall not be reproduced, except in full,  
without the written consent of Pace Analytical Services, LLC.

## SAMPLE SUMMARY

Project: Lansing Gen Station/25216070

Pace Project No.: 60247077

Lab ID	Sample ID	Matrix	Date Collected	Date Received
60247077001	MW-301	Water	06/19/17 15:46	06/22/17 08:55
60247077002	MW-302	Water	06/19/17 17:01	06/22/17 08:55
60247077003	MW-303	Water	06/20/17 09:06	06/22/17 08:55
60247077004	MW-20	Water	06/19/17 15:01	06/22/17 08:55
60247077005	MW-6	Water	06/19/17 13:26	06/22/17 08:55
60247077006	FIELD BLANK	Water	06/20/17 09:15	06/22/17 08:55

## REPORT OF LABORATORY ANALYSIS

This report shall not be reproduced, except in full,  
without the written consent of Pace Analytical Services, LLC.

### SAMPLE ANALYTE COUNT

Project: Lansing Gen Station/25216070

Pace Project No.: 60247077

Lab ID	Sample ID	Method	Analysts	Analytes Reported	Laboratory
60247077001	MW-301	EPA 6010	TDS	3	PASI-K
		EPA 6020	JGP	11	PASI-K
		EPA 7470	SMW	1	PASI-K
		SM 2540C	LDF	1	PASI-K
		EPA 9040	JSS	1	PASI-K
		EPA 9056	RAD	3	PASI-K
60247077002	MW-302	EPA 6010	TDS	3	PASI-K
		EPA 6020	JGP	11	PASI-K
		EPA 7470	SMW	1	PASI-K
		SM 2540C	LDF	1	PASI-K
		EPA 9040	JSS	1	PASI-K
		EPA 9056	RAD	3	PASI-K
60247077003	MW-303	EPA 6010	TDS	3	PASI-K
		EPA 6020	JGP	11	PASI-K
		EPA 7470	SMW	1	PASI-K
		SM 2540C	LDF	1	PASI-K
		EPA 9040	JSS	1	PASI-K
		EPA 9056	RAD	3	PASI-K
60247077004	MW-20	EPA 6010	TDS	3	PASI-K
		EPA 6020	JGP	11	PASI-K
		EPA 7470	SMW	1	PASI-K
		SM 2540C	LDF	1	PASI-K
		EPA 9040	JSS	1	PASI-K
		EPA 9056	RAD	3	PASI-K
60247077005	MW-6	EPA 6010	TDS	3	PASI-K
		EPA 6020	JGP	11	PASI-K
		EPA 7470	SMW	1	PASI-K
		SM 2540C	LDF	1	PASI-K
		EPA 9040	JSS	1	PASI-K
		EPA 9056	RAD	3	PASI-K
60247077006	FIELD BLANK	EPA 6010	TDS	3	PASI-K
		EPA 6020	JGP	11	PASI-K
		EPA 7470	SMW	1	PASI-K
		SM 2540C	LDF	1	PASI-K
		EPA 9040	JSS	1	PASI-K
		EPA 9056	RAD	3	PASI-K

### REPORT OF LABORATORY ANALYSIS

This report shall not be reproduced, except in full,  
without the written consent of Pace Analytical Services, LLC.

### ANALYTICAL RESULTS

Project: Lansing Gen Station/25216070

Pace Project No.: 60247077

Sample: MW-301		Lab ID: 60247077001		Collected: 06/19/17 15:46		Received: 06/22/17 08:55		Matrix: Water	
Parameters	Results	Units	Report Limit	MDL	DF	Prepared	Analyzed	CAS No.	Qual
<b>Field Data</b>		Analytical Method:							
Collected By	<b>Client</b>				1		06/19/17 15:46		
Field pH	<b>8.25</b>	Std. Units	0.10	0.050	1		06/19/17 15:46		
Field Temperature	<b>12.20</b>	deg C	0.50	0.25	1		06/19/17 15:46		
Field Specific Conductance	<b>468</b>	umhos/cm	1.0	1.0	1		06/19/17 15:46		
Field Oxidation Potential	<b>-230</b>	mV			1		06/19/17 15:46		
Oxygen, Dissolved	<b>0</b>	mg/L			1		06/19/17 15:46	7782-44-7	
Turbidity	<b>0.20</b>	NTU	1.0	1.0	1		06/19/17 15:46		
Groundwater Elevation	<b>624.89</b>	feet			1		06/19/17 15:46		
<b>6010 MET ICP</b>		Analytical Method: EPA 6010 Preparation Method: EPA 3010							
Boron	<b>333</b>	ug/L	100	3.5	1	06/28/17 17:00	06/29/17 18:04	7440-42-8	
Calcium	<b>59.5</b>	mg/L	0.10	0.036	1	06/28/17 17:00	06/29/17 18:04	7440-70-2	
Lithium	<b>4.2J</b>	ug/L	10.0	2.9	1	06/28/17 17:00	06/29/17 18:04	7439-93-2	
<b>6020 MET ICPMS</b>		Analytical Method: EPA 6020 Preparation Method: EPA 3010							
Antimony	<b>0.080J</b>	ug/L	1.0	0.026	1	06/28/17 17:00	06/29/17 19:15	7440-36-0	
Arsenic	<b>3.0</b>	ug/L	1.0	0.052	1	06/28/17 17:00	06/29/17 19:15	7440-38-2	
Barium	<b>175</b>	ug/L	1.0	0.095	1	06/28/17 17:00	06/29/17 19:15	7440-39-3	
Beryllium	<b>ND</b>	ug/L	0.50	0.012	1	06/28/17 17:00	06/29/17 19:15	7440-41-7	
Cadmium	<b>ND</b>	ug/L	0.50	0.018	1	06/28/17 17:00	06/29/17 19:15	7440-43-9	
Chromium	<b>0.21J</b>	ug/L	1.0	0.054	1	06/28/17 17:00	06/29/17 19:15	7440-47-3	B
Cobalt	<b>0.074J</b>	ug/L	1.0	0.014	1	06/28/17 17:00	06/29/17 19:15	7440-48-4	
Lead	<b>0.041J</b>	ug/L	1.0	0.033	1	06/28/17 17:00	06/29/17 19:15	7439-92-1	
Molybdenum	<b>5.5</b>	ug/L	1.0	0.058	1	06/28/17 17:00	06/29/17 19:15	7439-98-7	
Selenium	<b>0.10J</b>	ug/L	1.0	0.086	1	06/28/17 17:00	06/29/17 19:15	7782-49-2	
Thallium	<b>0.050J</b>	ug/L	1.0	0.036	1	06/28/17 17:00	06/29/17 19:15	7440-28-0	B
<b>7470 Mercury</b>		Analytical Method: EPA 7470 Preparation Method: EPA 7470							
Mercury	<b>ND</b>	ug/L	0.20	0.046	1	06/29/17 14:19	06/30/17 10:01	7439-97-6	
<b>2540C Total Dissolved Solids</b>		Analytical Method: SM 2540C							
Total Dissolved Solids	<b>278</b>	mg/L	5.0	5.0	1		06/22/17 15:54		
<b>9040 pH</b>		Analytical Method: EPA 9040							
pH	<b>7.7</b>	Std. Units	0.10	0.10	1		06/23/17 09:49		H6
<b>9056 IC Anions</b>		Analytical Method: EPA 9056							
Chloride	<b>18.0</b>	mg/L	1.0	0.50	1		06/23/17 12:32	16887-00-6	
Fluoride	<b>0.23</b>	mg/L	0.20	0.10	1		06/23/17 12:32	16984-48-8	
Sulfate	<b>44.7</b>	mg/L	5.0	2.5	5		06/23/17 13:05	14808-79-8	

### REPORT OF LABORATORY ANALYSIS

This report shall not be reproduced, except in full,  
without the written consent of Pace Analytical Services, LLC.



## ANALYTICAL RESULTS

Project: Lansing Gen Station/25216070

Pace Project No.: 60247077

Sample: MW-302		Lab ID: 60247077002		Collected: 06/19/17 17:01		Received: 06/22/17 08:55		Matrix: Water	
Parameters	Results	Units	Report Limit	MDL	DF	Prepared	Analyzed	CAS No.	Qual
<b>Field Data</b>		Analytical Method:							
Collected By	<b>Client</b>				1		06/19/17 17:01		
Field pH	<b>7.03</b>	Std. Units	0.10	0.050	1		06/19/17 17:01		
Field Temperature	<b>11.40</b>	deg C	0.50	0.25	1		06/19/17 17:01		
Field Specific Conductance	<b>1017</b>	umhos/cm	1.0	1.0	1		06/19/17 17:01		
Field Oxidation Potential	<b>-189</b>	mV			1		06/19/17 17:01		
Oxygen, Dissolved	<b>0</b>	mg/L			1		06/19/17 17:01	7782-44-7	
Turbidity	<b>4.61</b>	NTU	1.0	1.0	1		06/19/17 17:01		
Groundwater Elevation	<b>627.75</b>	feet			1		06/19/17 17:01		
<b>6010 MET ICP</b>		Analytical Method: EPA 6010 Preparation Method: EPA 3010							
Boron	<b>558</b>	ug/L	100	3.5	1	06/28/17 17:00	06/29/17 18:06	7440-42-8	
Calcium	<b>110</b>	mg/L	0.10	0.036	1	06/28/17 17:00	06/29/17 18:06	7440-70-2	
Lithium	<b>ND</b>	ug/L	10.0	2.9	1	06/28/17 17:00	06/29/17 18:06	7439-93-2	
<b>6020 MET ICPMS</b>		Analytical Method: EPA 6020 Preparation Method: EPA 3010							
Antimony	<b>0.048J</b>	ug/L	1.0	0.026	1	06/28/17 17:00	06/29/17 19:19	7440-36-0	
Arsenic	<b>36.7</b>	ug/L	1.0	0.052	1	06/28/17 17:00	06/29/17 19:19	7440-38-2	
Barium	<b>597</b>	ug/L	1.0	0.095	1	06/28/17 17:00	06/29/17 19:19	7440-39-3	
Beryllium	<b>ND</b>	ug/L	0.50	0.012	1	06/28/17 17:00	06/29/17 19:19	7440-41-7	
Cadmium	<b>ND</b>	ug/L	0.50	0.018	1	06/28/17 17:00	06/29/17 19:19	7440-43-9	
Chromium	<b>0.51J</b>	ug/L	1.0	0.054	1	06/28/17 17:00	06/29/17 19:19	7440-47-3	B
Cobalt	<b>1.2</b>	ug/L	1.0	0.014	1	06/28/17 17:00	06/29/17 19:19	7440-48-4	
Lead	<b>0.14J</b>	ug/L	1.0	0.033	1	06/28/17 17:00	06/29/17 19:19	7439-92-1	
Molybdenum	<b>0.91J</b>	ug/L	1.0	0.058	1	06/28/17 17:00	06/29/17 19:19	7439-98-7	B
Selenium	<b>0.19J</b>	ug/L	1.0	0.086	1	06/28/17 17:00	06/29/17 19:19	7782-49-2	
Thallium	<b>ND</b>	ug/L	1.0	0.036	1	06/28/17 17:00	06/29/17 19:19	7440-28-0	
<b>7470 Mercury</b>		Analytical Method: EPA 7470 Preparation Method: EPA 7470							
Mercury	<b>ND</b>	ug/L	0.20	0.046	1	06/29/17 14:19	06/30/17 10:08	7439-97-6	
<b>2540C Total Dissolved Solids</b>		Analytical Method: SM 2540C							
Total Dissolved Solids	<b>512</b>	mg/L	5.0	5.0	1		06/22/17 15:55		
<b>9040 pH</b>		Analytical Method: EPA 9040							
pH	<b>7.2</b>	Std. Units	0.10	0.10	1		06/23/17 09:51		H6
<b>9056 IC Anions</b>		Analytical Method: EPA 9056							
Chloride	<b>14.4</b>	mg/L	1.0	0.50	1		06/23/17 14:10	16887-00-6	
Fluoride	<b>0.25</b>	mg/L	0.20	0.10	1		06/23/17 14:10	16984-48-8	
Sulfate	<b>ND</b>	mg/L	1.0	0.50	1		06/23/17 14:10	14808-79-8	

## REPORT OF LABORATORY ANALYSIS

This report shall not be reproduced, except in full,  
without the written consent of Pace Analytical Services, LLC.

## ANALYTICAL RESULTS

Project: Lansing Gen Station/25216070

Pace Project No.: 60247077

**Sample: MW-303**      **Lab ID: 60247077003**      Collected: 06/20/17 09:06      Received: 06/22/17 08:55      Matrix: Water

Parameters	Results	Units	Report			Prepared	Analyzed	CAS No.	Qual
			Limit	MDL	DF				
<b>Field Data</b>									
Analytical Method:									
Collected By	<b>Client</b>				1		06/20/17 09:06		
Field pH	<b>7.93</b>	Std. Units	0.10	0.050	1		06/20/17 09:06		
Field Temperature	<b>24.8</b>	deg C	0.50	0.25	1		06/20/17 09:06		
Field Specific Conductance	<b>567</b>	umhos/cm	1.0	1.0	1		06/20/17 09:06		
Field Oxidation Potential	<b>9</b>	mV			1		06/20/17 09:06		
Oxygen, Dissolved	<b>0</b>	mg/L			1		06/20/17 09:06	7782-44-7	
Turbidity	<b>0</b>	NTU	1.0	1.0	1		06/20/17 09:06		
Groundwater Elevation	<b>638.77</b>	feet			1		06/20/17 09:06		
<b>6010 MET ICP</b>									
Analytical Method: EPA 6010      Preparation Method: EPA 3010									
Boron	<b>390</b>	ug/L	100	3.5	1	06/28/17 17:00	06/29/17 18:13	7440-42-8	
Calcium	<b>62.2</b>	mg/L	0.10	0.036	1	06/28/17 17:00	06/29/17 18:13	7440-70-2	
Lithium	<b>10.4</b>	ug/L	10.0	2.9	1	06/28/17 17:00	06/29/17 18:13	7439-93-2	
<b>6020 MET ICPMS</b>									
Analytical Method: EPA 6020      Preparation Method: EPA 3010									
Antimony	<b>0.34J</b>	ug/L	1.0	0.026	1	06/28/17 17:00	06/29/17 19:23	7440-36-0	
Arsenic	<b>2.5</b>	ug/L	1.0	0.052	1	06/28/17 17:00	06/29/17 19:23	7440-38-2	
Barium	<b>214</b>	ug/L	1.0	0.095	1	06/28/17 17:00	06/29/17 19:23	7440-39-3	
Beryllium	ND	ug/L	0.50	0.012	1	06/28/17 17:00	06/29/17 19:23	7440-41-7	
Cadmium	ND	ug/L	0.50	0.018	1	06/28/17 17:00	06/29/17 19:23	7440-43-9	
Chromium	<b>0.36J</b>	ug/L	1.0	0.054	1	06/28/17 17:00	06/29/17 19:23	7440-47-3	B
Cobalt	<b>0.22J</b>	ug/L	1.0	0.014	1	06/28/17 17:00	06/29/17 19:23	7440-48-4	
Lead	<b>0.085J</b>	ug/L	1.0	0.033	1	06/28/17 17:00	06/29/17 19:23	7439-92-1	
Molybdenum	<b>15.9</b>	ug/L	1.0	0.058	1	06/28/17 17:00	06/29/17 19:23	7439-98-7	
Selenium	<b>0.67J</b>	ug/L	1.0	0.086	1	06/28/17 17:00	06/29/17 19:23	7782-49-2	
Thallium	ND	ug/L	1.0	0.036	1	06/28/17 17:00	06/29/17 19:23	7440-28-0	
<b>7470 Mercury</b>									
Analytical Method: EPA 7470      Preparation Method: EPA 7470									
Mercury	ND	ug/L	0.20	0.046	1	06/29/17 14:19	06/30/17 10:10	7439-97-6	
<b>2540C Total Dissolved Solids</b>									
Analytical Method: SM 2540C									
Total Dissolved Solids	<b>346</b>	mg/L	5.0	5.0	1		06/22/17 15:56		
<b>9040 pH</b>									
Analytical Method: EPA 9040									
pH	<b>7.7</b>	Std. Units	0.10	0.10	1		06/23/17 09:52		H6
<b>9056 IC Anions</b>									
Analytical Method: EPA 9056									
Chloride	<b>17.3</b>	mg/L	1.0	0.50	1		06/23/17 14:26	16887-00-6	
Fluoride	<b>0.36</b>	mg/L	0.20	0.10	1		06/23/17 14:26	16984-48-8	
Sulfate	<b>71.9</b>	mg/L	5.0	2.5	5		06/23/17 14:42	14808-79-8	

## REPORT OF LABORATORY ANALYSIS

This report shall not be reproduced, except in full,  
without the written consent of Pace Analytical Services, LLC.

## ANALYTICAL RESULTS

Project: Lansing Gen Station/25216070

Pace Project No.: 60247077

Sample: MW-20		Lab ID: 60247077004		Collected: 06/19/17 15:01	Received: 06/22/17 08:55	Matrix: Water				
Parameters	Results	Units	Report Limit	MDL	DF	Prepared	Analyzed	CAS No.	Qual	
<b>Field Data</b>		Analytical Method:								
Collected By	<b>Client</b>				1		06/19/17 15:01			
Field pH	<b>7.68</b>	Std. Units	0.10	0.050	1		06/19/17 15:01			
Field Temperature	<b>11.1</b>	deg C	0.50	0.25	1		06/19/17 15:01			
Field Specific Conductance	<b>918</b>	umhos/cm	1.0	1.0	1		06/19/17 15:01			
Field Oxidation Potential	<b>-114</b>	mV			1		06/19/17 15:01			
Oxygen, Dissolved	<b>0</b>	mg/L			1		06/19/17 15:01	7782-44-7		
Turbidity	<b>8.95</b>	NTU	1.0	1.0	1		06/19/17 15:01			
Groundwater Elevation	<b>650.22</b>	feet			1		06/19/17 15:01			
<b>6010 MET ICP</b>		Analytical Method: EPA 6010 Preparation Method: EPA 3010								
Boron	<b>3150</b>	ug/L	100	3.5	1	06/28/17 17:00	06/29/17 18:20	7440-42-8		
Calcium	<b>117</b>	mg/L	0.10	0.036	1	06/28/17 17:00	06/29/17 18:20	7440-70-2		
Lithium	<b>ND</b>	ug/L	10.0	2.9	1	06/28/17 17:00	06/29/17 18:20	7439-93-2		
<b>6020 MET ICPMS</b>		Analytical Method: EPA 6020 Preparation Method: EPA 3010								
Antimony	<b>0.065J</b>	ug/L	1.0	0.026	1	06/28/17 17:00	06/29/17 19:37	7440-36-0		
Arsenic	<b>1.8</b>	ug/L	1.0	0.052	1	06/28/17 17:00	06/29/17 19:37	7440-38-2		
Barium	<b>116</b>	ug/L	1.0	0.095	1	06/28/17 17:00	06/29/17 19:37	7440-39-3		
Beryllium	<b>ND</b>	ug/L	0.50	0.012	1	06/28/17 17:00	06/29/17 19:37	7440-41-7		
Cadmium	<b>ND</b>	ug/L	0.50	0.018	1	06/28/17 17:00	06/29/17 19:37	7440-43-9		
Chromium	<b>0.23J</b>	ug/L	1.0	0.054	1	06/28/17 17:00	06/29/17 19:37	7440-47-3	B	
Cobalt	<b>0.85J</b>	ug/L	1.0	0.014	1	06/28/17 17:00	06/29/17 19:37	7440-48-4		
Lead	<b>ND</b>	ug/L	1.0	0.033	1	06/28/17 17:00	06/29/17 19:37	7439-92-1		
Molybdenum	<b>32.0</b>	ug/L	1.0	0.058	1	06/28/17 17:00	06/29/17 19:37	7439-98-7		
Selenium	<b>3.3</b>	ug/L	1.0	0.086	1	06/28/17 17:00	06/29/17 19:37	7782-49-2		
Thallium	<b>0.069J</b>	ug/L	1.0	0.036	1	06/28/17 17:00	06/29/17 19:37	7440-28-0	B	
<b>7470 Mercury</b>		Analytical Method: EPA 7470 Preparation Method: EPA 7470								
Mercury	<b>ND</b>	ug/L	0.20	0.046	1	06/29/17 14:19	06/30/17 10:12	7439-97-6		
<b>2540C Total Dissolved Solids</b>		Analytical Method: SM 2540C								
Total Dissolved Solids	<b>644</b>	mg/L	5.0	5.0	1		06/22/17 15:55			
<b>9040 pH</b>		Analytical Method: EPA 9040								
pH	<b>7.6</b>	Std. Units	0.10	0.10	1		06/23/17 09:48		H6	
<b>9056 IC Anions</b>		Analytical Method: EPA 9056								
Chloride	<b>2.5</b>	mg/L	1.0	0.50	1		06/23/17 14:58	16887-00-6		
Fluoride	<b>0.42</b>	mg/L	0.20	0.10	1		06/23/17 14:58	16984-48-8		
Sulfate	<b>205</b>	mg/L	20.0	10.0	20		06/27/17 04:49	14808-79-8		

## REPORT OF LABORATORY ANALYSIS

This report shall not be reproduced, except in full,  
without the written consent of Pace Analytical Services, LLC.

## ANALYTICAL RESULTS

Project: Lansing Gen Station/25216070

Pace Project No.: 60247077

Sample: MW-6		Lab ID: 60247077005		Collected: 06/19/17 13:26		Received: 06/22/17 08:55		Matrix: Water	
Parameters	Results	Units	Report Limit	MDL	DF	Prepared	Analyzed	CAS No.	Qual
<b>Field Data</b>		Analytical Method:							
Collected By	<b>Client</b>				1		06/19/17 13:26		
Field pH	<b>7.40</b>	Std. Units	0.10	0.050	1		06/19/17 13:26		
Field Temperature	<b>11.2</b>	deg C	0.50	0.25	1		06/19/17 13:26		
Field Specific Conductance	<b>580</b>	umhos/cm	1.0	1.0	1		06/19/17 13:26		
Field Oxidation Potential	<b>251</b>	mV			1		06/19/17 13:26		
Oxygen, Dissolved	<b>3.7</b>	mg/L			1		06/19/17 13:26	7782-44-7	
Turbidity	<b>1.35</b>	NTU	1.0	1.0	1		06/19/17 13:26		
Groundwater Elevation	<b>670.65</b>	feet			1		06/19/17 13:26		
<b>6010 MET ICP</b>		Analytical Method: EPA 6010 Preparation Method: EPA 3010							
Boron	<b>42.1J</b>	ug/L	100	3.5	1	06/28/17 17:00	06/29/17 18:22	7440-42-8	
Calcium	<b>64.6</b>	mg/L	0.10	0.036	1	06/28/17 17:00	06/29/17 18:22	7440-70-2	
Lithium	ND	ug/L	10.0	2.9	1	06/28/17 17:00	06/29/17 18:22	7439-93-2	
<b>6020 MET ICPMS</b>		Analytical Method: EPA 6020 Preparation Method: EPA 3010							
Antimony	<b>0.027J</b>	ug/L	1.0	0.026	1	06/28/17 17:00	06/29/17 19:41	7440-36-0	
Arsenic	<b>0.18J</b>	ug/L	1.0	0.052	1	06/28/17 17:00	06/29/17 19:41	7440-38-2	
Barium	<b>41.9</b>	ug/L	1.0	0.095	1	06/28/17 17:00	06/29/17 19:41	7440-39-3	
Beryllium	ND	ug/L	0.50	0.012	1	06/28/17 17:00	06/29/17 19:41	7440-41-7	
Cadmium	ND	ug/L	0.50	0.018	1	06/28/17 17:00	06/29/17 19:41	7440-43-9	
Chromium	<b>0.68J</b>	ug/L	1.0	0.054	1	06/28/17 17:00	06/29/17 19:41	7440-47-3	B
Cobalt	<b>0.021J</b>	ug/L	1.0	0.014	1	06/28/17 17:00	06/29/17 19:41	7440-48-4	
Lead	ND	ug/L	1.0	0.033	1	06/28/17 17:00	06/29/17 19:41	7439-92-1	
Molybdenum	<b>0.26J</b>	ug/L	1.0	0.058	1	06/28/17 17:00	06/29/17 19:41	7439-98-7	B
Selenium	<b>0.36J</b>	ug/L	1.0	0.086	1	06/28/17 17:00	06/29/17 19:41	7782-49-2	
Thallium	ND	ug/L	1.0	0.036	1	06/28/17 17:00	06/29/17 19:41	7440-28-0	
<b>7470 Mercury</b>		Analytical Method: EPA 7470 Preparation Method: EPA 7470							
Mercury	ND	ug/L	0.20	0.046	1	06/29/17 14:19	06/30/17 10:14	7439-97-6	
<b>2540C Total Dissolved Solids</b>		Analytical Method: SM 2540C							
Total Dissolved Solids	<b>337</b>	mg/L	5.0	5.0	1		06/22/17 15:55		
<b>9040 pH</b>		Analytical Method: EPA 9040							
pH	<b>7.2</b>	Std. Units	0.10	0.10	1		06/23/17 09:44		H6
<b>9056 IC Anions</b>		Analytical Method: EPA 9056							
Chloride	<b>6.2</b>	mg/L	1.0	0.50	1		06/23/17 15:31	16887-00-6	
Fluoride	<b>0.10J</b>	mg/L	0.20	0.10	1		06/23/17 15:31	16984-48-8	
Sulfate	<b>27.4</b>	mg/L	2.0	1.0	2		06/23/17 15:47	14808-79-8	

## REPORT OF LABORATORY ANALYSIS

This report shall not be reproduced, except in full,  
without the written consent of Pace Analytical Services, LLC.

### ANALYTICAL RESULTS

Project: Lansing Gen Station/25216070

Pace Project No.: 60247077

Sample: FIELD BLANK      Lab ID: 60247077006      Collected: 06/20/17 09:15      Received: 06/22/17 08:55      Matrix: Water									
Parameters	Results	Units	Report Limit	MDL	DF	Prepared	Analyzed	CAS No.	Qual
<b>6010 MET ICP</b> Analytical Method: EPA 6010      Preparation Method: EPA 3010									
Boron	4.7J	ug/L	100	3.5	1	06/28/17 17:00	06/29/17 18:24	7440-42-8	
Calcium	ND	mg/L	0.10	0.036	1	06/28/17 17:00	06/29/17 18:24	7440-70-2	
Lithium	ND	ug/L	10.0	2.9	1	06/28/17 17:00	06/29/17 18:24	7439-93-2	
<b>6020 MET ICPMS</b> Analytical Method: EPA 6020      Preparation Method: EPA 3010									
Antimony	ND	ug/L	1.0	0.026	1	06/28/17 17:00	06/29/17 20:50	7440-36-0	
Arsenic	ND	ug/L	1.0	0.052	1	06/28/17 17:00	06/29/17 20:50	7440-38-2	
Barium	0.14J	ug/L	1.0	0.095	1	06/28/17 17:00	06/29/17 20:50	7440-39-3	
Beryllium	ND	ug/L	0.50	0.012	1	06/28/17 17:00	06/29/17 20:50	7440-41-7	
Cadmium	ND	ug/L	0.50	0.018	1	06/28/17 17:00	06/29/17 20:50	7440-43-9	
Chromium	0.16J	ug/L	1.0	0.054	1	06/28/17 17:00	06/29/17 20:50	7440-47-3	B
Cobalt	ND	ug/L	1.0	0.014	1	06/28/17 17:00	06/29/17 20:50	7440-48-4	
Lead	ND	ug/L	1.0	0.033	1	06/28/17 17:00	06/29/17 20:50	7439-92-1	
Molybdenum	ND	ug/L	1.0	0.058	1	06/28/17 17:00	06/29/17 20:50	7439-98-7	
Selenium	ND	ug/L	1.0	0.086	1	06/28/17 17:00	06/29/17 20:50	7782-49-2	
Thallium	ND	ug/L	1.0	0.036	1	06/28/17 17:00	06/29/17 20:50	7440-28-0	
<b>7470 Mercury</b> Analytical Method: EPA 7470      Preparation Method: EPA 7470									
Mercury	ND	ug/L	0.20	0.046	1	06/29/17 14:19	06/30/17 10:21	7439-97-6	
<b>2540C Total Dissolved Solids</b> Analytical Method: SM 2540C									
Total Dissolved Solids	ND	mg/L	5.0	5.0	1		06/22/17 15:56		
<b>9040 pH</b> Analytical Method: EPA 9040									
pH	6.8	Std. Units	0.10	0.10	1		06/23/17 09:55		H6
<b>9056 IC Anions</b> Analytical Method: EPA 9056									
Chloride	ND	mg/L	1.0	0.50	1		06/23/17 16:03	16887-00-6	
Fluoride	ND	mg/L	0.20	0.10	1		06/23/17 16:03	16984-48-8	
Sulfate	ND	mg/L	1.0	0.50	1		06/23/17 16:03	14808-79-8	

### REPORT OF LABORATORY ANALYSIS

This report shall not be reproduced, except in full,  
without the written consent of Pace Analytical Services, LLC.

### QUALITY CONTROL DATA

Project: Lansing Gen Station/25216070

Pace Project No.: 60247077

QC Batch: 483241 Analysis Method: EPA 7470  
 QC Batch Method: EPA 7470 Analysis Description: 7470 Mercury  
 Associated Lab Samples: 60247077001, 60247077002, 60247077003, 60247077004, 60247077005, 60247077006

METHOD BLANK: 1979538 Matrix: Water  
 Associated Lab Samples: 60247077001, 60247077002, 60247077003, 60247077004, 60247077005, 60247077006

Parameter	Units	Blank Result	Reporting Limit	MDL	Analyzed	Qualifiers
Mercury	ug/L	ND	0.20	0.046	06/30/17 09:57	

LABORATORY CONTROL SAMPLE: 1979539

Parameter	Units	Spike Conc.	LCS Result	LCS % Rec	% Rec Limits	Qualifiers
Mercury	ug/L	5	4.5	91	80-120	

MATRIX SPIKE & MATRIX SPIKE DUPLICATE: 1979540 1979541

Parameter	Units	60247077001		1979540		1979541		% Rec Limits	RPD	Max RPD	Qual	
		MS Result	MSD Spike Conc.	MS Spike Conc.	MSD Spike Conc.	MS Result	MSD Result					MS % Rec
Mercury	ug/L	ND	5	5	5	4.6	4.8	92	96	75-125	4	20

Results presented on this page are in the units indicated by the "Units" column except where an alternate unit is presented to the right of the result.

### REPORT OF LABORATORY ANALYSIS

This report shall not be reproduced, except in full,  
without the written consent of Pace Analytical Services, LLC.

### QUALITY CONTROL DATA

Project: Lansing Gen Station/25216070

Pace Project No.: 60247077

QC Batch: 483129

Analysis Method: EPA 6010

QC Batch Method: EPA 3010

Analysis Description: 6010 MET

Associated Lab Samples: 60247077001, 60247077002, 60247077003, 60247077004, 60247077005, 60247077006

METHOD BLANK: 1979036

Matrix: Water

Associated Lab Samples: 60247077001, 60247077002, 60247077003, 60247077004, 60247077005, 60247077006

Parameter	Units	Blank Result	Reporting Limit	MDL	Analyzed	Qualifiers
Boron	ug/L	ND	100	3.5	06/29/17 18:02	
Calcium	mg/L	ND	0.10	0.036	06/29/17 18:02	
Lithium	ug/L	ND	10.0	2.9	06/29/17 18:02	

LABORATORY CONTROL SAMPLE: 1979037

Parameter	Units	Spike Conc.	LCS Result	LCS % Rec	% Rec Limits	Qualifiers
Boron	ug/L	1000	958	96	80-120	
Calcium	mg/L	10	9.4	94	80-120	
Lithium	ug/L	1000	1080	108	80-120	

MATRIX SPIKE & MATRIX SPIKE DUPLICATE: 1979038 1979039

Parameter	Units	60247077002		1979039		MS		MSD		% Rec Limits	RPD	Max RPD	Qual
		Result	MS Spike Conc.	MSD Spike Conc.	MS Result	MSD Result	% Rec	% Rec					
Boron	ug/L	558	1000	1000	1530	1550	97	99	75-125	1	20		
Calcium	mg/L	110	10	10	118	120	84	98	75-125	1	20		
Lithium	ug/L	ND	1000	1000	1100	1100	110	110	75-125	0	20		

Results presented on this page are in the units indicated by the "Units" column except where an alternate unit is presented to the right of the result.

### REPORT OF LABORATORY ANALYSIS

This report shall not be reproduced, except in full,  
without the written consent of Pace Analytical Services, LLC.

### QUALITY CONTROL DATA

Project: Lansing Gen Station/25216070  
Pace Project No.: 60247077

QC Batch: 483127 Analysis Method: EPA 6020  
QC Batch Method: EPA 3010 Analysis Description: 6020 MET  
Associated Lab Samples: 60247077001, 60247077002, 60247077003, 60247077004, 60247077005, 60247077006

METHOD BLANK: 1979032 Matrix: Water  
Associated Lab Samples: 60247077001, 60247077002, 60247077003, 60247077004, 60247077005, 60247077006

Parameter	Units	Blank Result	Reporting Limit	MDL	Analyzed	Qualifiers
Antimony	ug/L	ND	1.0	0.026	06/29/17 19:06	
Arsenic	ug/L	ND	1.0	0.052	06/29/17 19:06	
Barium	ug/L	ND	1.0	0.095	06/29/17 19:06	
Beryllium	ug/L	ND	0.50	0.012	06/29/17 19:06	
Cadmium	ug/L	ND	0.50	0.018	06/29/17 19:06	
Chromium	ug/L	0.070J	1.0	0.054	06/29/17 19:06	
Cobalt	ug/L	ND	1.0	0.014	06/29/17 19:06	
Lead	ug/L	ND	1.0	0.033	06/29/17 19:06	
Molybdenum	ug/L	0.12J	1.0	0.058	06/29/17 19:06	
Selenium	ug/L	ND	1.0	0.086	06/29/17 19:06	
Thallium	ug/L	0.052J	1.0	0.036	06/29/17 19:06	

LABORATORY CONTROL SAMPLE: 1979033

Parameter	Units	Spike Conc.	LCS Result	LCS % Rec	% Rec Limits	Qualifiers
Antimony	ug/L	40	37.9	95	80-120	
Arsenic	ug/L	40	37.9	95	80-120	
Barium	ug/L	40	38.9	97	80-120	
Beryllium	ug/L	40	39.1	98	80-120	
Cadmium	ug/L	40	38.3	96	80-120	
Chromium	ug/L	40	39.2	98	80-120	
Cobalt	ug/L	40	39.1	98	80-120	
Lead	ug/L	40	38.5	96	80-120	
Molybdenum	ug/L	40	40.4	101	80-120	
Selenium	ug/L	40	36.2	91	80-120	
Thallium	ug/L	40	37.0	92	80-120	

MATRIX SPIKE & MATRIX SPIKE DUPLICATE: 1979034 1979035

Parameter	Units	MS		MSD		MS % Rec	MSD % Rec	% Rec Limits	RPD	Max RPD	Qual	
		60247077003 Result	Spike Conc.	Spike Conc.	Result							Result
Antimony	ug/L	0.34J	40	40	36.9	37.2	91	92	75-125	1	20	
Arsenic	ug/L	2.5	40	40	38.0	38.8	89	91	75-125	2	20	
Barium	ug/L	214	40	40	254	250	98	90	75-125	1	20	
Beryllium	ug/L	ND	40	40	37.8	37.7	95	94	75-125	0	20	
Cadmium	ug/L	ND	40	40	35.7	35.6	89	89	75-125	0	20	
Chromium	ug/L	0.36J	40	40	39.1	38.4	97	95	75-125	2	20	
Cobalt	ug/L	0.22J	40	40	37.1	37.3	92	93	75-125	1	20	

Results presented on this page are in the units indicated by the "Units" column except where an alternate unit is presented to the right of the result.

### REPORT OF LABORATORY ANALYSIS

This report shall not be reproduced, except in full,  
without the written consent of Pace Analytical Services, LLC.



### QUALITY CONTROL DATA

Project: Lansing Gen Station/25216070

Pace Project No.: 60247077

Parameter	Units	60247077003		1979034		1979035		% Rec	% Rec	% Rec	Limits	RPD	Max RPD	Qual
		Result	MS Spike Conc.	MSD Spike Conc.	MS Result	MSD Result	MS % Rec							
Lead	ug/L	0.085J	40	40	36.1	36.2	90	90	75-125	0	20			
Molybdenum	ug/L	15.9	40	40	56.6	56.0	102	100	75-125	1	20			
Selenium	ug/L	0.67J	40	40	33.6	33.5	82	82	75-125	0	20			
Thallium	ug/L	ND	40	40	35.5	35.4	89	88	75-125	1	20			

Results presented on this page are in the units indicated by the "Units" column except where an alternate unit is presented to the right of the result.

### REPORT OF LABORATORY ANALYSIS

This report shall not be reproduced, except in full,  
without the written consent of Pace Analytical Services, LLC.

### QUALITY CONTROL DATA

Project: Lansing Gen Station/25216070

Pace Project No.: 60247077

QC Batch: 482246

Analysis Method: SM 2540C

QC Batch Method: SM 2540C

Analysis Description: 2540C Total Dissolved Solids

Associated Lab Samples: 60247077001, 60247077002, 60247077003, 60247077004, 60247077005, 60247077006

METHOD BLANK: 1975356

Matrix: Water

Associated Lab Samples: 60247077001, 60247077002, 60247077003, 60247077004, 60247077005, 60247077006

Parameter	Units	Blank Result	Reporting Limit	MDL	Analyzed	Qualifiers
Total Dissolved Solids	mg/L	ND	5.0	5.0	06/22/17 15:53	

LABORATORY CONTROL SAMPLE: 1975357

Parameter	Units	Spike Conc.	LCS Result	LCS % Rec	% Rec Limits	Qualifiers
Total Dissolved Solids	mg/L	1000	936	94	80-120	

SAMPLE DUPLICATE: 1975358

Parameter	Units	60247077002 Result	Dup Result	RPD	Max RPD	Qualifiers
Total Dissolved Solids	mg/L	512	501	2	10	

SAMPLE DUPLICATE: 1975359

Parameter	Units	60247033002 Result	Dup Result	RPD	Max RPD	Qualifiers
Total Dissolved Solids	mg/L	7030	7070	0	10	

Results presented on this page are in the units indicated by the "Units" column except where an alternate unit is presented to the right of the result.

### REPORT OF LABORATORY ANALYSIS

This report shall not be reproduced, except in full,  
without the written consent of Pace Analytical Services, LLC.

### QUALITY CONTROL DATA

Project: Lansing Gen Station/25216070

Pace Project No.: 60247077

QC Batch: 482331 Analysis Method: EPA 9040

QC Batch Method: EPA 9040 Analysis Description: 9040 pH

Associated Lab Samples: 60247077001, 60247077002, 60247077003, 60247077004, 60247077005, 60247077006

SAMPLE DUPLICATE: 1975661

Parameter	Units	60247077005 Result	Dup Result	RPD	Max RPD	Qualifiers
pH	Std. Units	7.2	7.4	3	10	H6

Results presented on this page are in the units indicated by the "Units" column except where an alternate unit is presented to the right of the result.

### REPORT OF LABORATORY ANALYSIS

This report shall not be reproduced, except in full,  
without the written consent of Pace Analytical Services, LLC.

### QUALITY CONTROL DATA

Project: Lansing Gen Station/25216070

Pace Project No.: 60247077

QC Batch: 482293 Analysis Method: EPA 9056  
 QC Batch Method: EPA 9056 Analysis Description: 9056 IC Anions  
 Associated Lab Samples: 60247077001, 60247077002, 60247077003, 60247077004, 60247077005, 60247077006

METHOD BLANK: 1975597 Matrix: Water  
 Associated Lab Samples: 60247077001, 60247077002, 60247077003, 60247077004, 60247077005, 60247077006

Parameter	Units	Blank Result	Reporting Limit	MDL	Analyzed	Qualifiers
Chloride	mg/L	ND	1.0	0.50	06/23/17 08:30	
Fluoride	mg/L	ND	0.20	0.10	06/23/17 08:30	
Sulfate	mg/L	ND	1.0	0.50	06/23/17 08:30	

LABORATORY CONTROL SAMPLE: 1975598

Parameter	Units	Spike Conc.	LCS Result	LCS % Rec	% Rec Limits	Qualifiers
Chloride	mg/L	5	5.1	103	80-120	
Fluoride	mg/L	2.5	2.8	113	80-120	
Sulfate	mg/L	5	5.2	105	80-120	

MATRIX SPIKE & MATRIX SPIKE DUPLICATE: 1975599 1975600

Parameter	Units	60247071001		MSD		MS		MSD		% Rec Limits	RPD	Max RPD	Qual
		Result	MS Spike Conc.	MSD Spike Conc.	MS Result	MSD Result	MS % Rec	MSD % Rec					
Chloride	mg/L	19.2	10	10	30.3	30.4	111	111	80-120	0	15		
Fluoride	mg/L	ND	5	5	6.0	6.0	113	114	80-120	0	15		
Sulfate	mg/L	30.2	10	10	41.0	41.0	108	109	80-120	0	15		

SAMPLE DUPLICATE: 1975601

Parameter	Units	60247077001 Result	Dup Result	RPD	Max RPD	Qualifiers
Chloride	mg/L	18.0	18.0	0	15	
Fluoride	mg/L	0.23	0.20	12	15	
Sulfate	mg/L	44.7	44.6	0	15	

Results presented on this page are in the units indicated by the "Units" column except where an alternate unit is presented to the right of the result.

### REPORT OF LABORATORY ANALYSIS

This report shall not be reproduced, except in full,  
without the written consent of Pace Analytical Services, LLC.

**QUALITY CONTROL DATA**

Project: Lansing Gen Station/25216070

Pace Project No.: 60247077

QC Batch: 482528 Analysis Method: EPA 9056  
 QC Batch Method: EPA 9056 Analysis Description: 9056 IC Anions  
 Associated Lab Samples: 60247077004

METHOD BLANK: 1977058 Matrix: Water

Associated Lab Samples: 60247077004

Parameter	Units	Blank Result	Reporting Limit	MDL	Analyzed	Qualifiers
Sulfate	mg/L	ND	1.0	0.50	06/27/17 04:05	

LABORATORY CONTROL SAMPLE: 1977059

Parameter	Units	Spike Conc.	LCS Result	LCS % Rec	% Rec Limits	Qualifiers
Sulfate	mg/L	5	4.9	98	80-120	

MATRIX SPIKE & MATRIX SPIKE DUPLICATE: 1977060 1977061

Parameter	Units	60247169001		60247169002		1977060		1977061		% Rec Limits	Max RPD	Qual
		MS Result	MSD Spike Conc.	MS Result	MSD Spike Conc.	MS % Rec	MSD % Rec	MS % Rec	MSD % Rec			
Sulfate	mg/L	23.6	10	10	10	34.0	33.6	104	100	80-120	1	15

SAMPLE DUPLICATE: 1977062

Parameter	Units	60247169002 Result	Dup Result	RPD	Max RPD	Qualifiers
Sulfate	mg/L	37.8	37.6	0	15	

Results presented on this page are in the units indicated by the "Units" column except where an alternate unit is presented to the right of the result.

**REPORT OF LABORATORY ANALYSIS**

This report shall not be reproduced, except in full,  
without the written consent of Pace Analytical Services, LLC.

## QUALIFIERS

Project: Lansing Gen Station/25216070

Pace Project No.: 60247077

---

### DEFINITIONS

DF - Dilution Factor, if reported, represents the factor applied to the reported data due to dilution of the sample aliquot.

ND - Not Detected at or above adjusted reporting limit.

TNTC - Too Numerous To Count

J - Estimated concentration above the adjusted method detection limit and below the adjusted reporting limit.

MDL - Adjusted Method Detection Limit.

PQL - Practical Quantitation Limit.

RL - Reporting Limit.

S - Surrogate

1,2-Diphenylhydrazine decomposes to and cannot be separated from Azobenzene using Method 8270. The result for each analyte is a combined concentration.

Consistent with EPA guidelines, unrounded data are displayed and have been used to calculate % recovery and RPD values.

LCS(D) - Laboratory Control Sample (Duplicate)

MS(D) - Matrix Spike (Duplicate)

DUP - Sample Duplicate

RPD - Relative Percent Difference

NC - Not Calculable.

SG - Silica Gel - Clean-Up

U - Indicates the compound was analyzed for, but not detected.

N-Nitrosodiphenylamine decomposes and cannot be separated from Diphenylamine using Method 8270. The result reported for each analyte is a combined concentration.

Pace Analytical is TNI accredited. Contact your Pace PM for the current list of accredited analytes.

TNI - The NELAC Institute.

### LABORATORIES

PASI-K Pace Analytical Services - Kansas City

### ANALYTE QUALIFIERS

B Analyte was detected in the associated method blank.

H6 Analysis initiated outside of the 15 minute EPA required holding time.

## REPORT OF LABORATORY ANALYSIS

This report shall not be reproduced, except in full,  
without the written consent of Pace Analytical Services, LLC.

### QUALITY CONTROL DATA CROSS REFERENCE TABLE

Project: Lansing Gen Station/25216070

Pace Project No.: 60247077

Lab ID	Sample ID	QC Batch Method	QC Batch	Analytical Method	Analytical Batch
60247077001	MW-301		483791		
60247077002	MW-302		483791		
60247077003	MW-303		483791		
60247077004	MW-20		483791		
60247077005	MW-6		483791		
60247077001	MW-301	EPA 3010	483129	EPA 6010	483172
60247077002	MW-302	EPA 3010	483129	EPA 6010	483172
60247077003	MW-303	EPA 3010	483129	EPA 6010	483172
60247077004	MW-20	EPA 3010	483129	EPA 6010	483172
60247077005	MW-6	EPA 3010	483129	EPA 6010	483172
60247077006	FIELD BLANK	EPA 3010	483129	EPA 6010	483172
60247077001	MW-301	EPA 3010	483127	EPA 6020	483175
60247077002	MW-302	EPA 3010	483127	EPA 6020	483175
60247077003	MW-303	EPA 3010	483127	EPA 6020	483175
60247077004	MW-20	EPA 3010	483127	EPA 6020	483175
60247077005	MW-6	EPA 3010	483127	EPA 6020	483175
60247077006	FIELD BLANK	EPA 3010	483127	EPA 6020	483175
60247077001	MW-301	EPA 7470	483241	EPA 7470	483391
60247077002	MW-302	EPA 7470	483241	EPA 7470	483391
60247077003	MW-303	EPA 7470	483241	EPA 7470	483391
60247077004	MW-20	EPA 7470	483241	EPA 7470	483391
60247077005	MW-6	EPA 7470	483241	EPA 7470	483391
60247077006	FIELD BLANK	EPA 7470	483241	EPA 7470	483391
60247077001	MW-301	SM 2540C	482246		
60247077002	MW-302	SM 2540C	482246		
60247077003	MW-303	SM 2540C	482246		
60247077004	MW-20	SM 2540C	482246		
60247077005	MW-6	SM 2540C	482246		
60247077006	FIELD BLANK	SM 2540C	482246		
60247077001	MW-301	EPA 9040	482331		
60247077002	MW-302	EPA 9040	482331		
60247077003	MW-303	EPA 9040	482331		
60247077004	MW-20	EPA 9040	482331		
60247077005	MW-6	EPA 9040	482331		
60247077006	FIELD BLANK	EPA 9040	482331		
60247077001	MW-301	EPA 9056	482293		
60247077002	MW-302	EPA 9056	482293		
60247077003	MW-303	EPA 9056	482293		
60247077004	MW-20	EPA 9056	482293		
60247077004	MW-20	EPA 9056	482528		
60247077005	MW-6	EPA 9056	482293		
60247077006	FIELD BLANK	EPA 9056	482293		

### REPORT OF LABORATORY ANALYSIS

This report shall not be reproduced, except in full,  
without the written consent of Pace Analytical Services, LLC.



**Sample Condition Upon Receipt**

**WO#: 60247077**  
  
**60247077**

Client Name: SCS Engineers

Courier: FedEx  UPS  VIA  Clay  PEX  ECI  Pace  Xroads  Client  Other

Tracking #: 7295 6593 2919 Pace Shipping Label Used? Yes  No

Custody Seal on Cooler/Box Present: Yes  No  Seals intact: Yes  No

Packing Material: Bubble Wrap  Bubble Bags  Foam  None  Other

Thermometer Used: T-266 / T-239 Type of Ice: Wet Blue  None

Cooler Temperature (°C): As-read 3.2 Corr. Factor CF +2.9 / CF +0.2 Corrected 3.4

Date and initials of person examining contents: 3/26/22/12

Temperature should be above freezing to 6°C

Chain of Custody present:	<input checked="" type="checkbox"/> Yes <input type="checkbox"/> No <input type="checkbox"/> N/A	
Chain of Custody relinquished:	<input checked="" type="checkbox"/> Yes <input type="checkbox"/> No <input type="checkbox"/> N/A	
Samples arrived within holding time:	<input checked="" type="checkbox"/> Yes <input type="checkbox"/> No <input type="checkbox"/> N/A	
Short Hold Time analyses (<72hr):	<input checked="" type="checkbox"/> Yes <input type="checkbox"/> No <input type="checkbox"/> N/A	<u>pH</u>
Rush Turn Around Time requested:	<input type="checkbox"/> Yes <input checked="" type="checkbox"/> No <input type="checkbox"/> N/A	
Sufficient volume:	<input checked="" type="checkbox"/> Yes <input type="checkbox"/> No <input type="checkbox"/> N/A	
Correct containers used:	<input checked="" type="checkbox"/> Yes <input type="checkbox"/> No <input type="checkbox"/> N/A	
Pace containers used:	<input checked="" type="checkbox"/> Yes <input type="checkbox"/> No <input type="checkbox"/> N/A	
Containers intact:	<input checked="" type="checkbox"/> Yes <input type="checkbox"/> No <input type="checkbox"/> N/A	
Unpreserved 5035A / TX1005/1006 soils frozen in 48hrs?	<input type="checkbox"/> Yes <input type="checkbox"/> No <input checked="" type="checkbox"/> N/A	
Filtered volume received for dissolved tests?	<input type="checkbox"/> Yes <input type="checkbox"/> No <input checked="" type="checkbox"/> N/A	
Sample labels match COC: Date / time / ID / analyses	<input checked="" type="checkbox"/> Yes <input type="checkbox"/> No <input type="checkbox"/> N/A	
Samples contain multiple phases? Matrix: <u>WT</u>	<input type="checkbox"/> Yes <input checked="" type="checkbox"/> No <input type="checkbox"/> N/A	
Containers requiring pH preservation in compliance? (HNO <sub>3</sub> , H <sub>2</sub> SO <sub>4</sub> , HCl<2; NaOH>9 Sulfide, NaOH>10 Cyanide) (Exceptions: VOA, Micro, O&G, KS TPH, OK-DRO)	<input checked="" type="checkbox"/> Yes <input type="checkbox"/> No <input type="checkbox"/> N/A	
Cyanide water sample checks:	<input checked="" type="checkbox"/> N/A	
Lead acetate strip turns dark? (Record only)	<input type="checkbox"/> Yes <input type="checkbox"/> No	
Potassium iodide test strip turns blue/purple? (Preserve)	<input type="checkbox"/> Yes <input type="checkbox"/> No	
Trip Blank present:	<input type="checkbox"/> Yes <input type="checkbox"/> No <input checked="" type="checkbox"/> N/A	
Headspace in VOA vials (>6mm):	<input type="checkbox"/> Yes <input type="checkbox"/> No <input checked="" type="checkbox"/> N/A	
Samples from USDA Regulated Area: State:	<input type="checkbox"/> Yes <input type="checkbox"/> No <input checked="" type="checkbox"/> N/A	
Additional labels attached to 5035A / TX1005 vials in the field?	<input type="checkbox"/> Yes <input type="checkbox"/> No <input checked="" type="checkbox"/> N/A	

Client Notification/ Resolution: Copy COC to Client? Y / N Field Data Required? Y / N

Person Contacted: \_\_\_\_\_ Date/Time: \_\_\_\_\_

Comments/ Resolution: \_\_\_\_\_

Project Manager Review: ASL

Date: 6-22-17





July 17, 2017

Meghan Blodgett  
SCS Engineers  
2830 Dairy Drive  
Madison, WI 53718

RE: Project: Lansing Gen Station/25216070  
Pace Project No.: 60247078

Dear Meghan Blodgett:

Enclosed are the analytical results for sample(s) received by the laboratory on June 22, 2017. The results relate only to the samples included in this report. Results reported herein conform to the most current, applicable TNI/NELAC standards and the laboratory's Quality Assurance Manual, where applicable, unless otherwise noted in the body of the report.

If you have any questions concerning this report, please feel free to contact me.

Sincerely,



Trudy Gipson  
trudy.gipson@pacelabs.com  
1(913)563-1405  
Project Manager

Enclosures

cc: Tom Karwaski, SCS Engineers  
Jeff Maxted, Alliant Energy



## REPORT OF LABORATORY ANALYSIS

This report shall not be reproduced, except in full,  
without the written consent of Pace Analytical Services, LLC.

## CERTIFICATIONS

Project: Lansing Gen Station/25216070

Pace Project No.: 60247078

---

### Pennsylvania Certification IDs

1638 Roseytown Rd Suites 2,3&4, Greensburg, PA 15601

L-A-B DOD-ELAP Accreditation #: L2417

Alabama Certification #: 41590

Arizona Certification #: AZ0734

Arkansas Certification

California Certification #: 04222CA

Colorado Certification

Connecticut Certification #: PH-0694

Delaware Certification

Florida/TNI Certification #: E87683

Georgia Certification #: C040

Guam Certification

Hawaii Certification

Idaho Certification

Illinois Certification

Indiana Certification

Iowa Certification #: 391

Kansas/TNI Certification #: E-10358

Kentucky Certification #: 90133

Louisiana DHH/TNI Certification #: LA140008

Louisiana DEQ/TNI Certification #: 4086

Maine Certification #: PA00091

Maryland Certification #: 308

Massachusetts Certification #: M-PA1457

Michigan/PADEP Certification

Missouri Certification #: 235

Montana Certification #: Cert 0082

Nebraska Certification #: NE-05-29-14

Nevada Certification #: PA014572015-1

New Hampshire/TNI Certification #: 2976

New Jersey/TNI Certification #: PA 051

New Mexico Certification #: PA01457

New York/TNI Certification #: 10888

North Carolina Certification #: 42706

North Dakota Certification #: R-190

Oregon/TNI Certification #: PA200002

Pennsylvania/TNI Certification #: 65-00282

Puerto Rico Certification #: PA01457

Rhode Island Certification #: 65-00282

South Dakota Certification

Tennessee Certification #: TN2867

Texas/TNI Certification #: T104704188-14-8

Utah/TNI Certification #: PA014572015-5

USDA Soil Permit #: P330-14-00213

Vermont Dept. of Health: ID# VT-0282

Virgin Island/PADEP Certification

Virginia/VELAP Certification #: 460198

Washington Certification #: C868

West Virginia DEP Certification #: 143

West Virginia DHHR Certification #: 9964C

Wisconsin Certification

Wyoming Certification #: 8TMS-L

---

## REPORT OF LABORATORY ANALYSIS

This report shall not be reproduced, except in full,  
without the written consent of Pace Analytical Services, LLC.

## SAMPLE SUMMARY

Project: Lansing Gen Station/25216070

Pace Project No.: 60247078

Lab ID	Sample ID	Matrix	Date Collected	Date Received
60247078001	MW-301	Water	06/19/17 15:46	06/22/17 08:55
60247078002	MW-302	Water	06/19/17 17:01	06/22/17 08:55
60247078003	MW-303	Water	06/20/17 09:06	06/22/17 08:55
60247078004	MW-20	Water	06/19/17 15:01	06/22/17 08:55
60247078005	MW-6	Water	06/19/17 13:26	06/22/17 08:55
60247078006	FIELD BLANK	Water	06/20/17 09:15	06/22/17 08:55

## REPORT OF LABORATORY ANALYSIS

This report shall not be reproduced, except in full,  
without the written consent of Pace Analytical Services, LLC.

### SAMPLE ANALYTE COUNT

Project: Lansing Gen Station/25216070

Pace Project No.: 60247078

Lab ID	Sample ID	Method	Analysts	Analytes Reported	Laboratory
60247078001	MW-301	EPA 903.1	WRR	1	PASI-PA
		EPA 904.0	JLW	1	PASI-PA
		Total Radium Calculation	RMK	1	PASI-PA
60247078002	MW-302	EPA 903.1	WRR	1	PASI-PA
		EPA 904.0	JLW	1	PASI-PA
		Total Radium Calculation	RMK	1	PASI-PA
60247078003	MW-303	EPA 903.1	WRR	1	PASI-PA
		EPA 904.0	JLW	1	PASI-PA
		Total Radium Calculation	RMK	1	PASI-PA
60247078004	MW-20	EPA 903.1	WRR	1	PASI-PA
		EPA 904.0	JLW	1	PASI-PA
		Total Radium Calculation	RMK	1	PASI-PA
60247078005	MW-6	EPA 903.1	WRR	1	PASI-PA
		EPA 904.0	JLW	1	PASI-PA
		Total Radium Calculation	RMK	1	PASI-PA
60247078006	FIELD BLANK	EPA 903.1	WRR	1	PASI-PA
		EPA 904.0	JLW	1	PASI-PA
		Total Radium Calculation	RMK	1	PASI-PA

### REPORT OF LABORATORY ANALYSIS

This report shall not be reproduced, except in full,  
without the written consent of Pace Analytical Services, LLC.

### ANALYTICAL RESULTS - RADIOCHEMISTRY

Project: Lansing Gen Station/25216070

Pace Project No.: 60247078

**Sample: MW-301**      **Lab ID: 60247078001**      Collected: 06/19/17 15:46      Received: 06/22/17 08:55      Matrix: Water  
PWS:      Site ID:      Sample Type:

Parameters	Method	Act ± Unc (MDC) Carr Trac	Units	Analyzed	CAS No.	Qual
Radium-226	EPA 903.1	<b>0.0591 ± 0.384 (0.775)</b> C:NA T:87%	pCi/L	07/06/17 11:22	13982-63-3	
Radium-228	EPA 904.0	<b>0.394 ± 0.351 (0.713)</b> C:77% T:88%	pCi/L	07/11/17 12:07	15262-20-1	
Total Radium	Total Radium Calculation	<b>0.453 ± 0.735 (1.49)</b>	pCi/L	07/14/17 08:21	7440-14-4	

### REPORT OF LABORATORY ANALYSIS

This report shall not be reproduced, except in full,  
without the written consent of Pace Analytical Services, LLC.

### ANALYTICAL RESULTS - RADIOCHEMISTRY

Project: Lansing Gen Station/25216070

Pace Project No.: 60247078

**Sample: MW-302**      **Lab ID: 60247078002**      Collected: 06/19/17 17:01      Received: 06/22/17 08:55      Matrix: Water  
PWS:      Site ID:      Sample Type:

Parameters	Method	Act ± Unc (MDC) Carr Trac	Units	Analyzed	CAS No.	Qual
Radium-226	EPA 903.1	<b>1.36 ± 0.589 (0.418)</b> C:NA T:96%	pCi/L	07/06/17 11:22	13982-63-3	
Radium-228	EPA 904.0	<b>1.39 ± 0.516 (0.791)</b> C:79% T:85%	pCi/L	07/11/17 12:07	15262-20-1	
Total Radium	Total Radium Calculation	<b>2.75 ± 1.11 (1.21)</b>	pCi/L	07/14/17 08:21	7440-14-4	

### REPORT OF LABORATORY ANALYSIS

This report shall not be reproduced, except in full,  
without the written consent of Pace Analytical Services, LLC.

### ANALYTICAL RESULTS - RADIOCHEMISTRY

Project: Lansing Gen Station/25216070

Pace Project No.: 60247078

**Sample: MW-303**      **Lab ID: 60247078003**      Collected: 06/20/17 09:06      Received: 06/22/17 08:55      Matrix: Water  
PWS:      Site ID:      Sample Type:

Parameters	Method	Act ± Unc (MDC) Carr Trac	Units	Analyzed	CAS No.	Qual
Radium-226	EPA 903.1	<b>0.217 ± 0.332 (0.196)</b> C:NA T:73%	pCi/L	07/06/17 11:22	13982-63-3	
Radium-228	EPA 904.0	<b>0.422 ± 0.361 (0.728)</b> C:77% T:84%	pCi/L	07/11/17 12:08	15262-20-1	
Total Radium	Total Radium Calculation	<b>0.639 ± 0.693 (0.924)</b>	pCi/L	07/14/17 08:21	7440-14-4	

### REPORT OF LABORATORY ANALYSIS

This report shall not be reproduced, except in full,  
without the written consent of Pace Analytical Services, LLC.



### ANALYTICAL RESULTS - RADIOCHEMISTRY

Project: Lansing Gen Station/25216070

Pace Project No.: 60247078

**Sample: MW-20**      **Lab ID: 60247078004**      Collected: 06/19/17 15:01      Received: 06/22/17 08:55      Matrix: Water  
PWS:      Site ID:      Sample Type:

Parameters	Method	Act ± Unc (MDC) Carr Trac	Units	Analyzed	CAS No.	Qual
Radium-226	EPA 903.1	<b>0.209 ± 0.410 (0.749)</b> C:NA T:80%	pCi/L	07/06/17 11:22	13982-63-3	
Radium-228	EPA 904.0	<b>1.07 ± 0.450 (0.721)</b> C:82% T:78%	pCi/L	07/11/17 12:08	15262-20-1	
Total Radium	Total Radium Calculation	<b>1.28 ± 0.860 (1.47)</b>	pCi/L	07/14/17 08:21	7440-14-4	

### REPORT OF LABORATORY ANALYSIS

This report shall not be reproduced, except in full,  
without the written consent of Pace Analytical Services, LLC.

### ANALYTICAL RESULTS - RADIOCHEMISTRY

Project: Lansing Gen Station/25216070

Pace Project No.: 60247078

**Sample: MW-6**      **Lab ID: 60247078005**      Collected: 06/19/17 13:26      Received: 06/22/17 08:55      Matrix: Water  
PWS:      Site ID:      Sample Type:

Parameters	Method	Act ± Unc (MDC) Carr Trac	Units	Analyzed	CAS No.	Qual
Radium-226	EPA 903.1	<b>0.457 ± 0.423 (0.615)</b> C:NA T:92%	pCi/L	07/06/17 11:40	13982-63-3	
Radium-228	EPA 904.0	<b>0.606 ± 0.348 (0.631)</b> C:78% T:90%	pCi/L	07/11/17 12:08	15262-20-1	
Total Radium	Total Radium Calculation	<b>1.06 ± 0.771 (1.25)</b>	pCi/L	07/14/17 08:21	7440-14-4	

### REPORT OF LABORATORY ANALYSIS

This report shall not be reproduced, except in full,  
without the written consent of Pace Analytical Services, LLC.

### ANALYTICAL RESULTS - RADIOCHEMISTRY

Project: Lansing Gen Station/25216070

Pace Project No.: 60247078

**Sample: FIELD BLANK**      **Lab ID: 60247078006**      Collected: 06/20/17 09:15      Received: 06/22/17 08:55      Matrix: Water  
PWS:      Site ID:      Sample Type:

Parameters	Method	Act ± Unc (MDC) Carr Trac	Units	Analyzed	CAS No.	Qual
Radium-226	EPA 903.1	<b>0.488 ± 0.387 (0.503)</b> C:NA T:97%	pCi/L	07/06/17 11:40	13982-63-3	
Radium-228	EPA 904.0	<b>0.789 ± 0.384 (0.646)</b> C:81% T:80%	pCi/L	07/11/17 12:08	15262-20-1	
Total Radium	Total Radium Calculation	<b>1.28 ± 0.771 (1.15)</b>	pCi/L	07/14/17 08:21	7440-14-4	

### REPORT OF LABORATORY ANALYSIS

This report shall not be reproduced, except in full,  
without the written consent of Pace Analytical Services, LLC.



### QUALITY CONTROL - RADIOCHEMISTRY

Project: Lansing Gen Station/25216070

Pace Project No.: 60247078

---

QC Batch:	263240	Analysis Method:	EPA 903.1
QC Batch Method:	EPA 903.1	Analysis Description:	903.1 Radium-226
Associated Lab Samples:	60247078001, 60247078002, 60247078003, 60247078004, 60247078005, 60247078006		

---

METHOD BLANK:	1296768	Matrix:	Water
Associated Lab Samples:	60247078001, 60247078002, 60247078003, 60247078004, 60247078005, 60247078006		

Parameter	Act ± Unc (MDC) Carr Trac	Units	Analyzed	Qualifiers
Radium-226	0.287 ± 0.408 (0.690) C:NA T:93%	pCi/L	07/06/17 11:05	

Results presented on this page are in the units indicated by the "Units" column except where an alternate unit is presented to the right of the result.

### REPORT OF LABORATORY ANALYSIS

This report shall not be reproduced, except in full,  
without the written consent of Pace Analytical Services, LLC.

## QUALIFIERS

Project: Lansing Gen Station/25216070

Pace Project No.: 60247078

---

### DEFINITIONS

DF - Dilution Factor, if reported, represents the factor applied to the reported data due to dilution of the sample aliquot.

ND - Not Detected at or above adjusted reporting limit.

TNTC - Too Numerous To Count

J - Estimated concentration above the adjusted method detection limit and below the adjusted reporting limit.

MDL - Adjusted Method Detection Limit.

PQL - Practical Quantitation Limit.

RL - Reporting Limit.

S - Surrogate

1,2-Diphenylhydrazine decomposes to and cannot be separated from Azobenzene using Method 8270. The result for each analyte is a combined concentration.

Consistent with EPA guidelines, unrounded data are displayed and have been used to calculate % recovery and RPD values.

LCS(D) - Laboratory Control Sample (Duplicate)

MS(D) - Matrix Spike (Duplicate)

DUP - Sample Duplicate

RPD - Relative Percent Difference

NC - Not Calculable.

SG - Silica Gel - Clean-Up

U - Indicates the compound was analyzed for, but not detected.

N-Nitrosodiphenylamine decomposes and cannot be separated from Diphenylamine using Method 8270. The result reported for each analyte is a combined concentration.

Act - Activity

Unc - Uncertainty: SDWA = 1.96 sigma count uncertainty, all other matrices = Expanded Uncertainty (95% confidence interval).

Gamma Spec = Expanded Uncertainty (95.4% Confidence Interval)

(MDC) - Minimum Detectable Concentration

Trac - Tracer Recovery (%)

Carr - Carrier Recovery (%)

Pace Analytical is TNI accredited. Contact your Pace PM for the current list of accredited analytes.

TNI - The NELAC Institute.

### LABORATORIES

PASI-PA Pace Analytical Services - Greensburg

## REPORT OF LABORATORY ANALYSIS

This report shall not be reproduced, except in full,  
without the written consent of Pace Analytical Services, LLC.

### QUALITY CONTROL DATA CROSS REFERENCE TABLE

Project: Lansing Gen Station/25216070

Pace Project No.: 60247078

Lab ID	Sample ID	QC Batch Method	QC Batch	Analytical Method	Analytical Batch
60247078001	MW-301	EPA 903.1	263240		
60247078002	MW-302	EPA 903.1	263240		
60247078003	MW-303	EPA 903.1	263240		
60247078004	MW-20	EPA 903.1	263240		
60247078005	MW-6	EPA 903.1	263240		
60247078006	FIELD BLANK	EPA 903.1	263240		
60247078001	MW-301	EPA 904.0	263419		
60247078002	MW-302	EPA 904.0	263419		
60247078003	MW-303	EPA 904.0	263419		
60247078004	MW-20	EPA 904.0	263419		
60247078005	MW-6	EPA 904.0	263419		
60247078006	FIELD BLANK	EPA 904.0	263419		
60247078001	MW-301	Total Radium Calculation	264929		
60247078002	MW-302	Total Radium Calculation	264929		
60247078003	MW-303	Total Radium Calculation	264929		
60247078004	MW-20	Total Radium Calculation	264929		
60247078005	MW-6	Total Radium Calculation	264929		
60247078006	FIELD BLANK	Total Radium Calculation	264929		

### REPORT OF LABORATORY ANALYSIS

This report shall not be reproduced, except in full,  
without the written consent of Pace Analytical Services, LLC.



Sample Condition Upon Receipt

WO#: 60247078
Barcode
60247078

Client Name: SCS Engineers

Courier: FedEx [X] UPS [ ] VIA [ ] Clay [ ] PEX [ ] ECI [ ] Pace [ ] Xroads [ ] Client [ ] Other [ ]

Tracking #: 7285 6593 2970 Pace Shipping Label Used? Yes [ ] No [X]

Custody Seal on Cooler/Box Present: Yes [X] No [ ] Seals intact: Yes [X] No [ ]

Packing Material: Bubble Wrap [ ] Bubble Bags [ ] Foam [ ] None [X] Other [ ]

Thermometer Used: T-266 / T-239 Type of Ice: Wet Blue [None]

Cooler Temperature (°C): As-read 11.6 Corr. Factor CF +2.9 CF +0.2 Corrected 16.0

Date and initials of person examining contents: JB 6/22/17

Temperature should be above freezing to 6°C

Table with 2 columns: Question/Condition and Yes/No/N/A checkboxes. Rows include Chain of Custody present, Samples arrived within holding time, Short Hold Time analyses, Rush Turn Around Time requested, Sufficient volume, Correct containers used, Pace containers used, Containers intact, Unpreserved 5035A / TX1005/1006 soils frozen in 48hrs?, Filtered volume received for dissolved tests?, Sample labels match COC: Date / time / ID / analyses, Samples contain multiple phases? Matrix: WT, Containers requiring pH preservation in compliance?, Cyanide water sample checks, Lead acetate strip turns dark?, Potassium iodide test strip turns blue/purple?, Trip Blank present, Headspace in VOA vials (>6mm), Samples from USDA Regulated Area: State, Additional labels attached to 5035A / TX1005 vials in the field?

Client Notification/ Resolution: Copy COC to Client? Y / [N] Field Data Required? Y / N

Person Contacted: Date/Time:

Comments/ Resolution:

Project Manager Review: [Signature] Date: 6.22.17





# CHAIN-OF-CUSTODY / Analytical Request Document

The Chain-of-Custody is a LEGAL DOCUMENT. All relevant fields must be completed accurately.

<b>Section A</b> Client Information: Company: SCS Engineers Address: 2830 Dairy Drive Madison WI 53718 Email To: mblodgett@scsengineers.com Phone: 608-216-7362 Requested Due Date/TAT:		<b>Section B</b> Project Information: Report To: Meghan Blodgett Copy To: Tom Karwaski Purchase Order No.: Project Name: Lansing Generating Station Project Number: 25216070.17		<b>Section C</b> Invoice Information: Attention: Meghan Blodgett/Jess Valcheff Company Name: SCS Engineers Address: Pace Quote Reference: Pace Project Manager: Trudy Gipson 913-563-1405 Pace Profile #: 6696 Line 2	
Regulatory Agency: <input type="checkbox"/> NPDES <input checked="" type="checkbox"/> GROUND WATER <input type="checkbox"/> DRINKING WATER <input type="checkbox"/> UST <input type="checkbox"/> RCRA <input type="checkbox"/> OTHER		Site Location: STATE: IA			

Page: \_\_\_\_\_ of \_\_\_\_\_

ITEM #	Valid Matrix Codes MATRIX CODE DRINKING WATER DW WASTE WATER WW PRODUCT F SOIL/SOLID SL CIL CL WIFE WP AIR AR OTHER OT TISSUE TS	SAMPLE TYPE (G=GRAB Q=COMP)	COLLECTED		# OF CONTAINERS	Preservatives	Requested Analysis Filtered (Y/N)		Residual Chlorine (Y/N)	Pace Project No. / Lab I.D.
			COMPOSITE START	COMPOSITE END/GRAB			DATE	TIME		
1	MW-301	WT G	xxx	6/19/17	1546	2	2	X	X	60247070
2	MW-302	WT G	xxx	6/19/17	1701	2	2	X	X	(2) PPIN 20
3	MW-303	WT G	xxx	6/20/17	0906	2	2	X	X	202
4	MW-20	WT G	xxx	6/19/17	1501	2	2	X	X	207
5	MW-6	WT G	xxx	6/19/17	1326	2	2	X	X	204
6	FIELD BLANK	WT G	xxx	6/20/17	0915	2	2	X	X	205
7										206
8										
9										
10										
11										
12										

<b>ADDITIONAL COMMENTS</b> Ship To: 4608 Lobiet Boulevard, Lenexa, KS 66219 Relinquished By / Affiliation: <i>Caryn Stubb SCS</i> Date: 6/21/17 Time: 1700 Accepted By / Affiliation: <i>[Signature]</i> Date: 6/21/17 Time: 0855	Sample Conditions: Received on Ice (Y/N): <i>NO</i> Custody Sealed (Y/N): <i>Y</i> Temp in °C:
--	---

<b>SAMPLER NAME AND SIGNATURE</b> FRINT Name of SAMPLER: SIGNATURE of SAMPLER:		DATE Signed (MM/DD/YY):
--	--	-------------------------

# Chain of Custody



Workorder: 60247078    Workorder Name: Lansing Gen Station/25216070    Owner Received Date: 6/22/2017 Results Requested By: 7/18/2017

Report To: Subcontract To: Requested Analysis:

Trudy Gipson  
Pace Analytical Kansas  
9608 Loiret Blvd.  
Lenexa, KS 66219  
Phone 1(913)563-1405

Pace Analytical Pittsburgh  
1638 Roseytown Road  
Suites 2,3, & 4  
Greensburg, PA 15601  
Phone (724)850-5600

WO#: 30222492

Item	Sample ID	Sample Type	Collect Date/Time	Lab ID	Matrix	Preserved Containers		LAB USE ONLY
						903.1 Radium-226	904.0 Radium-228	
1	MW-301	PS	6/19/2017 15:46	60247078001	Water	2	X	X
2	MW-302	PS	6/19/2017 17:01	60247078002	Water	2	X	X
3	MW-303	PS	6/20/2017 09:06	60247078003	Water	2	X	X
4	MW-20	PS	6/19/2017 15:01	60247078004	Water	2	X	X
5	MW-6	PS	6/19/2017 13:26	60247078005	Water	2	X	X
6	FIELD BLANK	PS	6/20/2017 09:15	60247078006	Water	2	X	X

Transfers	Released By	Date/Time	Received	Date/Time	Comments
1	<i>[Signature]</i>	6/23/17 1700	<i>[Signature]</i>	6/23/17 1000	
2					
3					

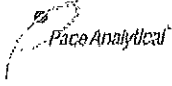
Cooler Temperature on Receipt N/A Custody Seal Y or N Received on Ice Y or N Samples Intact Y or N

\*\*\*In order to maintain client confidentiality, location/name of the sampling site, sampler's name and signature may not be provided on this COC document. This chain of custody is considered complete as is since this information is available in the owner laboratory.

Sample Condition Upon Receipt Pittsburgh

30222492

ZH



Client Name: PACE - KANSAS Project # \_\_\_\_\_

Courier:  Fed Ex  UPS  USPS  Client  Commercial  Pace Other \_\_\_\_\_

Tracking #: 734076876590

Custody Seal on Cooler/Box Present:  yes  no Seals Intact:  yes  no

Thermometer Used N/A Type of Ice: Wet Blue None

Cooler Temperature Observed Temp \_\_\_\_\_ °C Correction Factor: \_\_\_\_\_ °C Final Temp: \_\_\_\_\_ °C

Temp should be above freezing to 6°C

Date and Initials of person examining contents: ZH 6/23/17

Comments:	Yes	No	N/A	
Chain of Custody Present:	<input checked="" type="checkbox"/>	<input type="checkbox"/>	<input type="checkbox"/>	1.
Chain of Custody Filled Out:	<input checked="" type="checkbox"/>	<input type="checkbox"/>	<input type="checkbox"/>	2.
Chain of Custody Relinquished:	<input checked="" type="checkbox"/>	<input type="checkbox"/>	<input type="checkbox"/>	3.
Sampler Name & Signature on COC:	<input type="checkbox"/>	<input checked="" type="checkbox"/>	<input type="checkbox"/>	4.
Sample Labels match COC: -Includes date/time/ID Matrix: <u>WT</u>	<input checked="" type="checkbox"/>	<input type="checkbox"/>	<input type="checkbox"/>	5.
Samples Arrived within Hold Time:	<input checked="" type="checkbox"/>	<input type="checkbox"/>	<input type="checkbox"/>	6.
Short Hold Time Analysis (<72hr remaining):	<input type="checkbox"/>	<input checked="" type="checkbox"/>	<input type="checkbox"/>	7.
Rush Turn Around Time Requested:	<input type="checkbox"/>	<input checked="" type="checkbox"/>	<input type="checkbox"/>	8.
Sufficient Volume:	<input checked="" type="checkbox"/>	<input type="checkbox"/>	<input type="checkbox"/>	9.
Correct Containers Used: -Pace Containers Used:	<input checked="" type="checkbox"/>	<input type="checkbox"/>	<input type="checkbox"/>	10.
Containers Intact:	<input checked="" type="checkbox"/>	<input type="checkbox"/>	<input type="checkbox"/>	11.
Orthophosphate field filtered	<input type="checkbox"/>	<input type="checkbox"/>	<input checked="" type="checkbox"/>	12.
Organic Samples checked for dechlorination:	<input type="checkbox"/>	<input type="checkbox"/>	<input checked="" type="checkbox"/>	13.
Filtered volume received for Dissolved tests	<input type="checkbox"/>	<input type="checkbox"/>	<input checked="" type="checkbox"/>	14.
All containers have been checked for preservation.	<input checked="" type="checkbox"/>	<input type="checkbox"/>	<input type="checkbox"/>	15. <u>Pace</u>
All containers needing preservation are found to be in compliance with EPA recommendation.	<input checked="" type="checkbox"/>	<input type="checkbox"/>	<input type="checkbox"/>	
exceptions: VOA, coliform, TOC, O&G, Phenolics				Initial when completed: <u>ZH</u> Date/time of preservation: _____
				Lot # of added preservative: _____
Headspace in VOA Vials (>6mm):	<input type="checkbox"/>	<input type="checkbox"/>	<input checked="" type="checkbox"/>	16.
Trip Blank Present:	<input type="checkbox"/>	<input type="checkbox"/>	<input checked="" type="checkbox"/>	17.
Trip Blank Custody Seals Present	<input type="checkbox"/>	<input type="checkbox"/>	<input checked="" type="checkbox"/>	
Rad Aqueous Samples Screened > 0.5 mrem/hr	<input type="checkbox"/>	<input checked="" type="checkbox"/>	<input type="checkbox"/>	Initial when completed: <u>ZH</u> Date: <u>6/23/17</u>

Client Notification/ Resolution:  
 Person Contacted: \_\_\_\_\_ Date/Time: \_\_\_\_\_ Contacted By: \_\_\_\_\_  
 Comments/ Resolution: \_\_\_\_\_  
 \_\_\_\_\_  
 \_\_\_\_\_

A check in this box indicates that additional information has been stored in ereports.

Note: Whenever there is a discrepancy affecting North Carolina compliance samples, a copy of this form will be sent to the North Carolina DEHNR Certification Office (i.e. out of hold, incorrect preservative, out of temp, incorrect containers)  
 \*PM review is documented electronically in LIMS. When the Project Manager closes the SRF Review schedule in LIMS. The review is in the Status section of the Workorder Edit Screen.

## A8 Round 8 Background Sampling, Analytical Laboratory Report

September 01, 2017

Meghan Blodgett  
SCS Engineers  
2830 Dairy Drive  
Madison, WI 53718

RE: Project: Lansing Gen Sta/25216070.17  
Pace Project No.: 60251369

Dear Meghan Blodgett:

Enclosed are the analytical results for sample(s) received by the laboratory between August 19, 2017 and August 22, 2017. The results relate only to the samples included in this report. Results reported herein conform to the most current, applicable TNI/NELAC standards and the laboratory's Quality Assurance Manual, where applicable, unless otherwise noted in the body of the report.

If you have any questions concerning this report, please feel free to contact me.

Sincerely,



Trudy Gipson  
trudy.gipson@pacelabs.com  
1(913)563-1405  
Project Manager

Enclosures

cc: Tom Karwaski, SCS Engineers  
Kyle Kramer, SCS Engineers  
Jeff Maxted, Alliant Energy



## REPORT OF LABORATORY ANALYSIS

This report shall not be reproduced, except in full,  
without the written consent of Pace Analytical Services, LLC.

## CERTIFICATIONS

Project: Lansing Gen Sta/25216070.17

Pace Project No.: 60251369

---

### **Kansas Certification IDs**

9608 Loiret Boulevard, Lenexa, KS 66219

WY STR Certification #: 2456.01

Arkansas Certification #: 15-016-0

Illinois Certification #: 003097

Iowa Certification #: 118

Kansas/NELAP Certification #: E-10116

Louisiana Certification #: 03055

Nevada Certification #: KS000212008A

Oklahoma Certification #: 9205/9935

Texas Certification #: T104704407

Utah Certification #: KS00021

Kansas Field Laboratory Accreditation: # E-92587

Missouri Certification: 10070

---

## REPORT OF LABORATORY ANALYSIS

This report shall not be reproduced, except in full,  
without the written consent of Pace Analytical Services, LLC.

## SAMPLE SUMMARY

Project: Lansing Gen Sta/25216070.17

Pace Project No.: 60251369

Lab ID	Sample ID	Matrix	Date Collected	Date Received
60251369001	MW-301	Water	08/15/17 13:36	08/19/17 08:40
60251369002	MW-303	Water	08/15/17 15:16	08/19/17 08:40
60251369003	MW-20	Water	08/15/17 12:51	08/19/17 08:40
60251369004	MW-6	Water	08/15/17 11:51	08/19/17 08:40
60251369005	FIELD BLANK	Water	08/15/17 15:30	08/19/17 08:40
60251369006	MW-302	Water	08/15/17 14:28	08/22/17 08:30

## REPORT OF LABORATORY ANALYSIS

This report shall not be reproduced, except in full,  
without the written consent of Pace Analytical Services, LLC.

### SAMPLE ANALYTE COUNT

Project: Lansing Gen Sta/25216070.17

Pace Project No.: 60251369

Lab ID	Sample ID	Method	Analysts	Analytes Reported	Laboratory
60251369001	MW-301	EPA 6010	TDS	3	PASI-K
		EPA 6020	JGP	11	PASI-K
		EPA 7470	NSM	1	PASI-K
		SM 2540C	JSS	1	PASI-K
		EPA 9040	HMM	1	PASI-K
		EPA 9056	JMC1	3	PASI-K
60251369002	MW-303	EPA 6010	TDS	3	PASI-K
		EPA 6020	JGP	11	PASI-K
		EPA 7470	NSM	1	PASI-K
		SM 2540C	JSS	1	PASI-K
		EPA 9040	HMM	1	PASI-K
		EPA 9056	JMC1	3	PASI-K
60251369003	MW-20	EPA 6010	TDS	3	PASI-K
		EPA 6020	JGP	11	PASI-K
		EPA 7470	NSM	1	PASI-K
		SM 2540C	JSS	1	PASI-K
		EPA 9040	HMM	1	PASI-K
		EPA 9056	JMC1	3	PASI-K
60251369004	MW-6	EPA 6010	TDS	3	PASI-K
		EPA 6020	JGP	11	PASI-K
		EPA 7470	NSM	1	PASI-K
		SM 2540C	JSS	1	PASI-K
		EPA 9040	HMM	1	PASI-K
		EPA 9056	JMC1	3	PASI-K
60251369005	FIELD BLANK	EPA 6010	TDS	3	PASI-K
		EPA 6020	JGP	11	PASI-K
		EPA 7470	NSM	1	PASI-K
		SM 2540C	JSS	1	PASI-K
		EPA 9040	HMM	1	PASI-K
		EPA 9056	JMC1	3	PASI-K
60251369006	MW-302	EPA 6010	TDS	3	PASI-K
		EPA 6020	JGP	11	PASI-K
		EPA 7470	NSM	1	PASI-K
		SM 2540C	JSS	1	PASI-K
		EPA 9040	HMM	1	PASI-K
		EPA 9056	JMC1	3	PASI-K

### REPORT OF LABORATORY ANALYSIS

This report shall not be reproduced, except in full,  
without the written consent of Pace Analytical Services, LLC.



## ANALYTICAL RESULTS

Project: Lansing Gen Sta/25216070.17

Pace Project No.: 60251369

Sample: MW-301		Lab ID: 60251369001		Collected: 08/15/17 13:36		Received: 08/19/17 08:40		Matrix: Water	
Parameters	Results	Units	Report Limit	MDL	DF	Prepared	Analyzed	CAS No.	Qual
<b>Field Data</b>		Analytical Method:							
Collected By	<b>Client</b>				1		08/15/17 13:36		
Field pH	<b>8.19</b>	Std. Units	0.10	0.050	1		08/15/17 13:36		
Field Temperature	<b>14.7</b>	deg C	0.50	0.25	1		08/15/17 13:36		
Field Specific Conductance	<b>498</b>	umhos/cm	1.0	1.0	1		08/15/17 13:36		
Field Oxidation Potential	<b>-178</b>	mV			1		08/15/17 13:36		
Oxygen, Dissolved	<b>0</b>	mg/L			1		08/15/17 13:36	7782-44-7	
Turbidity	<b>4.87</b>	NTU	1.0	1.0	1		08/15/17 13:36		
Groundwater Elevation	<b>624.09</b>	feet			1		08/15/17 13:36		
<b>6010 MET ICP</b>		Analytical Method: EPA 6010 Preparation Method: EPA 3010							
Boron	<b>365</b>	ug/L	100	3.5	1	08/26/17 11:24	08/28/17 19:04	7440-42-8	
Calcium	<b>66.4</b>	mg/L	0.10	0.036	1	08/26/17 11:24	08/28/17 19:04	7440-70-2	
Lithium	<b>7.3J</b>	ug/L	10.0	2.9	1	08/26/17 11:24	08/28/17 19:04	7439-93-2	
<b>6020 MET ICPMS</b>		Analytical Method: EPA 6020 Preparation Method: EPA 3010							
Antimony	<b>0.079J</b>	ug/L	1.0	0.026	1	08/26/17 11:24	08/27/17 22:46	7440-36-0	
Arsenic	<b>3.8</b>	ug/L	1.0	0.052	1	08/26/17 11:24	08/27/17 22:46	7440-38-2	
Barium	<b>196</b>	ug/L	1.0	0.095	1	08/26/17 11:24	08/27/17 22:46	7440-39-3	
Beryllium	ND	ug/L	0.50	0.012	1	08/26/17 11:24	08/27/17 22:46	7440-41-7	
Cadmium	ND	ug/L	0.50	0.018	1	08/26/17 11:24	08/27/17 22:46	7440-43-9	
Chromium	<b>0.23J</b>	ug/L	1.0	0.054	1	08/26/17 11:24	08/27/17 22:46	7440-47-3	
Cobalt	<b>0.070J</b>	ug/L	1.0	0.014	1	08/26/17 11:24	08/27/17 22:46	7440-48-4	
Lead	ND	ug/L	1.0	0.033	1	08/26/17 11:24	08/27/17 22:46	7439-92-1	
Molybdenum	<b>6.8</b>	ug/L	1.0	0.058	1	08/26/17 11:24	08/27/17 22:46	7439-98-7	
Selenium	<b>0.13J</b>	ug/L	1.0	0.086	1	08/26/17 11:24	08/27/17 22:46	7782-49-2	
Thallium	<b>0.31J</b>	ug/L	1.0	0.036	1	08/26/17 11:24	08/27/17 22:46	7440-28-0	
<b>7470 Mercury</b>		Analytical Method: EPA 7470 Preparation Method: EPA 7470							
Mercury	ND	ug/L	0.20	0.046	1	08/29/17 19:10	08/30/17 11:09	7439-97-6	
<b>2540C Total Dissolved Solids</b>		Analytical Method: SM 2540C							
Total Dissolved Solids	<b>285</b>	mg/L	5.0	5.0	1		08/21/17 16:55		
<b>9040 pH</b>		Analytical Method: EPA 9040							
pH	<b>8.1</b>	Std. Units	0.10	0.10	1		08/24/17 00:00		H6
<b>9056 IC Anions</b>		Analytical Method: EPA 9056							
Chloride	<b>16.2</b>	mg/L	1.0	0.50	1		08/30/17 08:51	16887-00-6	
Fluoride	<b>0.26</b>	mg/L	0.20	0.10	1		08/30/17 08:51	16984-48-8	
Sulfate	<b>49.4</b>	mg/L	4.0	2.0	4		08/30/17 09:07	14808-79-8	

## REPORT OF LABORATORY ANALYSIS

This report shall not be reproduced, except in full,  
without the written consent of Pace Analytical Services, LLC.

## ANALYTICAL RESULTS

Project: Lansing Gen Sta/25216070.17

Pace Project No.: 60251369

Sample: MW-303      Lab ID: 60251369002      Collected: 08/15/17 15:16      Received: 08/19/17 08:40      Matrix: Water									
Parameters	Results	Units	Report Limit	MDL	DF	Prepared	Analyzed	CAS No.	Qual
<b>Field Data</b> Analytical Method:									
Collected By	<b>Client</b>				1		08/15/17 15:16		
Field pH	<b>7.78</b>	Std. Units	0.10	0.050	1		08/15/17 15:16		
Field Temperature	<b>31.7</b>	deg C	0.50	0.25	1		08/15/17 15:16		
Field Specific Conductance	<b>423</b>	umhos/cm	1.0	1.0	1		08/15/17 15:16		
Field Oxidation Potential	<b>-75</b>	mV			1		08/15/17 15:16		
Oxygen, Dissolved	<b>0</b>	mg/L			1		08/15/17 15:16	7782-44-7	
Turbidity	<b>0</b>	NTU	1.0	1.0	1		08/15/17 15:16		
Groundwater Elevation	<b>637.86</b>	feet			1		08/15/17 15:16		
<b>6010 MET ICP</b> Analytical Method: EPA 6010      Preparation Method: EPA 3010									
Boron	<b>386</b>	ug/L	100	3.5	1	08/26/17 11:24	08/28/17 19:15	7440-42-8	
Calcium	<b>42.0</b>	mg/L	0.10	0.036	1	08/26/17 11:24	08/28/17 19:15	7440-70-2	
Lithium	<b>16.1</b>	ug/L	10.0	2.9	1	08/26/17 11:24	08/28/17 19:15	7439-93-2	
<b>6020 MET ICPMS</b> Analytical Method: EPA 6020      Preparation Method: EPA 3010									
Antimony	<b>0.26J</b>	ug/L	1.0	0.026	1	08/26/17 11:24	08/27/17 22:50	7440-36-0	
Arsenic	<b>2.5</b>	ug/L	1.0	0.052	1	08/26/17 11:24	08/27/17 22:50	7440-38-2	
Barium	<b>147</b>	ug/L	1.0	0.095	1	08/26/17 11:24	08/27/17 22:50	7440-39-3	
Beryllium	<b>ND</b>	ug/L	0.50	0.012	1	08/26/17 11:24	08/27/17 22:50	7440-41-7	
Cadmium	<b>ND</b>	ug/L	0.50	0.018	1	08/26/17 11:24	08/27/17 22:50	7440-43-9	
Chromium	<b>0.36J</b>	ug/L	1.0	0.054	1	08/26/17 11:24	08/27/17 22:50	7440-47-3	
Cobalt	<b>0.14J</b>	ug/L	1.0	0.014	1	08/26/17 11:24	08/27/17 22:50	7440-48-4	
Lead	<b>ND</b>	ug/L	1.0	0.033	1	08/26/17 11:24	08/27/17 22:50	7439-92-1	
Molybdenum	<b>11.8</b>	ug/L	1.0	0.058	1	08/26/17 11:24	08/27/17 22:50	7439-98-7	
Selenium	<b>0.59J</b>	ug/L	1.0	0.086	1	08/26/17 11:24	08/27/17 22:50	7782-49-2	
Thallium	<b>0.17J</b>	ug/L	1.0	0.036	1	08/26/17 11:24	08/27/17 22:50	7440-28-0	
<b>7470 Mercury</b> Analytical Method: EPA 7470      Preparation Method: EPA 7470									
Mercury	<b>ND</b>	ug/L	0.20	0.046	1	08/29/17 19:10	08/30/17 11:11	7439-97-6	
<b>2540C Total Dissolved Solids</b> Analytical Method: SM 2540C									
Total Dissolved Solids	<b>219</b>	mg/L	5.0	5.0	1		08/21/17 16:56		
<b>9040 pH</b> Analytical Method: EPA 9040									
pH	<b>7.9</b>	Std. Units	0.10	0.10	1		08/24/17 00:00		H6
<b>9056 IC Anions</b> Analytical Method: EPA 9056									
Chloride	<b>18.4</b>	mg/L	1.0	0.50	1		08/30/17 10:11	16887-00-6	
Fluoride	<b>0.48</b>	mg/L	0.20	0.10	1		08/30/17 10:11	16984-48-8	
Sulfate	<b>43.4</b>	mg/L	5.0	2.5	5		08/30/17 10:28	14808-79-8	

## REPORT OF LABORATORY ANALYSIS

This report shall not be reproduced, except in full,  
without the written consent of Pace Analytical Services, LLC.

## ANALYTICAL RESULTS

Project: Lansing Gen Sta/25216070.17

Pace Project No.: 60251369

Sample: MW-20		Lab ID: 60251369003		Collected: 08/15/17 12:51		Received: 08/19/17 08:40		Matrix: Water	
Parameters	Results	Units	Report Limit	MDL	DF	Prepared	Analyzed	CAS No.	Qual
<b>Field Data</b>		Analytical Method:							
Collected By	<b>Client</b>				1		08/15/17 12:51		
Field pH	<b>7.67</b>	Std. Units	0.10	0.050	1		08/15/17 12:51		
Field Temperature	<b>12.9</b>	deg C	0.50	0.25	1		08/15/17 12:51		
Field Specific Conductance	<b>907</b>	umhos/cm	1.0	1.0	1		08/15/17 12:51		
Field Oxidation Potential	<b>-129</b>	mV			1		08/15/17 12:51		
Oxygen, Dissolved	<b>0</b>	mg/L			1		08/15/17 12:51	7782-44-7	
Turbidity	<b>0</b>	NTU	1.0	1.0	1		08/15/17 12:51		
Groundwater Elevation	<b>649.58</b>	feet			1		08/15/17 12:51		
<b>6010 MET ICP</b>		Analytical Method: EPA 6010 Preparation Method: EPA 3010							
Boron	<b>3470</b>	ug/L	100	3.5	1	08/26/17 11:24	08/28/17 19:18	7440-42-8	
Calcium	<b>119</b>	mg/L	0.10	0.036	1	08/26/17 11:24	08/28/17 19:18	7440-70-2	
Lithium	<b>ND</b>	ug/L	10.0	2.9	1	08/26/17 11:24	08/28/17 19:18	7439-93-2	
<b>6020 MET ICPMS</b>		Analytical Method: EPA 6020 Preparation Method: EPA 3010							
Antimony	<b>0.069J</b>	ug/L	1.0	0.026	1	08/26/17 11:24	08/27/17 22:55	7440-36-0	
Arsenic	<b>2.3</b>	ug/L	1.0	0.052	1	08/26/17 11:24	08/27/17 22:55	7440-38-2	
Barium	<b>122</b>	ug/L	1.0	0.095	1	08/26/17 11:24	08/27/17 22:55	7440-39-3	
Beryllium	<b>ND</b>	ug/L	0.50	0.012	1	08/26/17 11:24	08/27/17 22:55	7440-41-7	
Cadmium	<b>ND</b>	ug/L	0.50	0.018	1	08/26/17 11:24	08/27/17 22:55	7440-43-9	
Chromium	<b>0.57J</b>	ug/L	1.0	0.054	1	08/26/17 11:24	08/27/17 22:55	7440-47-3	
Cobalt	<b>0.87J</b>	ug/L	1.0	0.014	1	08/26/17 11:24	08/27/17 22:55	7440-48-4	
Lead	<b>0.041J</b>	ug/L	1.0	0.033	1	08/26/17 11:24	08/27/17 22:55	7439-92-1	
Molybdenum	<b>31.2</b>	ug/L	1.0	0.058	1	08/26/17 11:24	08/27/17 22:55	7439-98-7	
Selenium	<b>0.72J</b>	ug/L	1.0	0.086	1	08/26/17 11:24	08/27/17 22:55	7782-49-2	
Thallium	<b>ND</b>	ug/L	1.0	0.036	1	08/26/17 11:24	08/27/17 22:55	7440-28-0	
<b>7470 Mercury</b>		Analytical Method: EPA 7470 Preparation Method: EPA 7470							
Mercury	<b>ND</b>	ug/L	0.20	0.046	1	08/29/17 19:10	08/30/17 11:13	7439-97-6	
<b>2540C Total Dissolved Solids</b>		Analytical Method: SM 2540C							
Total Dissolved Solids	<b>603</b>	mg/L	5.0	5.0	1		08/21/17 16:57		
<b>9040 pH</b>		Analytical Method: EPA 9040							
pH	<b>7.7</b>	Std. Units	0.10	0.10	1		08/24/17 00:00		H6
<b>9056 IC Anions</b>		Analytical Method: EPA 9056							
Chloride	<b>3.3</b>	mg/L	1.0	0.50	1		08/30/17 11:00	16887-00-6	B
Fluoride	<b>0.48</b>	mg/L	0.20	0.10	1		08/30/17 11:00	16984-48-8	
Sulfate	<b>150</b>	mg/L	25.0	12.5	25		08/30/17 11:16	14808-79-8	

## REPORT OF LABORATORY ANALYSIS

This report shall not be reproduced, except in full,  
without the written consent of Pace Analytical Services, LLC.

## ANALYTICAL RESULTS

Project: Lansing Gen Sta/25216070.17

Pace Project No.: 60251369

Sample: MW-6		Lab ID: 60251369004		Collected: 08/15/17 11:51		Received: 08/19/17 08:40		Matrix: Water	
Parameters	Results	Units	Report Limit	MDL	DF	Prepared	Analyzed	CAS No.	Qual
<b>Field Data</b>		Analytical Method:							
Collected By	<b>Client</b>				1		08/15/17 11:51		
Field pH	<b>7.48</b>	Std. Units	0.10	0.050	1		08/15/17 11:51		
Field Temperature	<b>11.4</b>	deg C	0.50	0.25	1		08/15/17 11:51		
Field Specific Conductance	<b>588</b>	umhos/cm	1.0	1.0	1		08/15/17 11:51		
Field Oxidation Potential	<b>142</b>	mV			1		08/15/17 11:51		
Oxygen, Dissolved	<b>5.8</b>	mg/L			1		08/15/17 11:51	7782-44-7	
Turbidity	<b>0</b>	NTU	1.0	1.0	1		08/15/17 11:51		
Groundwater Elevation	<b>670.61</b>	feet			1		08/15/17 11:51		
<b>6010 MET ICP</b>		Analytical Method: EPA 6010 Preparation Method: EPA 3010							
Boron	<b>40.0J</b>	ug/L	100	3.5	1	08/26/17 11:24	08/28/17 19:22	7440-42-8	B
Calcium	<b>68.2</b>	mg/L	0.10	0.036	1	08/26/17 11:24	08/28/17 19:22	7440-70-2	
Lithium	<b>3.0J</b>	ug/L	10.0	2.9	1	08/26/17 11:24	08/28/17 19:22	7439-93-2	
<b>6020 MET ICPMS</b>		Analytical Method: EPA 6020 Preparation Method: EPA 3010							
Antimony	<b>0.037J</b>	ug/L	1.0	0.026	1	08/26/17 11:24	08/27/17 22:59	7440-36-0	
Arsenic	<b>0.28J</b>	ug/L	1.0	0.052	1	08/26/17 11:24	08/27/17 22:59	7440-38-2	
Barium	<b>44.0</b>	ug/L	1.0	0.095	1	08/26/17 11:24	08/27/17 22:59	7440-39-3	
Beryllium	ND	ug/L	0.50	0.012	1	08/26/17 11:24	08/27/17 22:59	7440-41-7	
Cadmium	ND	ug/L	0.50	0.018	1	08/26/17 11:24	08/27/17 22:59	7440-43-9	
Chromium	<b>0.71J</b>	ug/L	1.0	0.054	1	08/26/17 11:24	08/27/17 22:59	7440-47-3	
Cobalt	ND	ug/L	1.0	0.014	1	08/26/17 11:24	08/27/17 22:59	7440-48-4	
Lead	<b>0.065J</b>	ug/L	1.0	0.033	1	08/26/17 11:24	08/27/17 22:59	7439-92-1	
Molybdenum	<b>0.31J</b>	ug/L	1.0	0.058	1	08/26/17 11:24	08/27/17 22:59	7439-98-7	
Selenium	<b>0.52J</b>	ug/L	1.0	0.086	1	08/26/17 11:24	08/27/17 22:59	7782-49-2	
Thallium	<b>0.29J</b>	ug/L	1.0	0.036	1	08/26/17 11:24	08/27/17 22:59	7440-28-0	
<b>7470 Mercury</b>		Analytical Method: EPA 7470 Preparation Method: EPA 7470							
Mercury	ND	ug/L	0.20	0.046	1	08/29/17 19:10	08/30/17 11:20	7439-97-6	
<b>2540C Total Dissolved Solids</b>		Analytical Method: SM 2540C							
Total Dissolved Solids	<b>333</b>	mg/L	5.0	5.0	1		08/21/17 16:57		
<b>9040 pH</b>		Analytical Method: EPA 9040							
pH	<b>7.5</b>	Std. Units	0.10	0.10	1		08/24/17 00:00		H6
<b>9056 IC Anions</b>		Analytical Method: EPA 9056							
Chloride	<b>6.5</b>	mg/L	1.0	0.50	1		08/30/17 15:53	16887-00-6	
Fluoride	<b>0.12J</b>	mg/L	0.20	0.10	1		08/30/17 15:53	16984-48-8	
Sulfate	<b>26.9</b>	mg/L	4.0	2.0	4		08/30/17 16:39	14808-79-8	

## REPORT OF LABORATORY ANALYSIS

This report shall not be reproduced, except in full,  
without the written consent of Pace Analytical Services, LLC.

### ANALYTICAL RESULTS

Project: Lansing Gen Sta/25216070.17

Pace Project No.: 60251369

Sample: FIELD BLANK									
Lab ID: 60251369005									
Collected: 08/15/17 15:30									
Received: 08/19/17 08:40									
Matrix: Water									
Parameters	Results	Units	Report Limit	MDL	DF	Prepared	Analyzed	CAS No.	Qual
<b>6010 MET ICP</b>									
Analytical Method: EPA 6010 Preparation Method: EPA 3010									
Boron	ND	ug/L	100	3.5	1	08/26/17 11:24	08/28/17 19:26	7440-42-8	
Calcium	ND	mg/L	0.10	0.036	1	08/26/17 11:24	08/28/17 19:26	7440-70-2	
Lithium	ND	ug/L	10.0	2.9	1	08/26/17 11:24	08/28/17 19:26	7439-93-2	
<b>6020 MET ICPMS</b>									
Analytical Method: EPA 6020 Preparation Method: EPA 3010									
Antimony	ND	ug/L	1.0	0.026	1	08/26/17 11:24	08/27/17 22:42	7440-36-0	
Arsenic	ND	ug/L	1.0	0.052	1	08/26/17 11:24	08/27/17 22:42	7440-38-2	
Barium	<b>0.67J</b>	ug/L	1.0	0.095	1	08/26/17 11:24	08/27/17 22:42	7440-39-3	B
Beryllium	ND	ug/L	0.50	0.012	1	08/26/17 11:24	08/27/17 22:42	7440-41-7	
Cadmium	ND	ug/L	0.50	0.018	1	08/26/17 11:24	08/27/17 22:42	7440-43-9	
Chromium	<b>0.29J</b>	ug/L	1.0	0.054	1	08/26/17 11:24	08/27/17 22:42	7440-47-3	
Cobalt	ND	ug/L	1.0	0.014	1	08/26/17 11:24	08/27/17 22:42	7440-48-4	
Lead	ND	ug/L	1.0	0.033	1	08/26/17 11:24	08/27/17 22:42	7439-92-1	
Molybdenum	ND	ug/L	1.0	0.058	1	08/26/17 11:24	08/27/17 22:42	7439-98-7	
Selenium	ND	ug/L	1.0	0.086	1	08/26/17 11:24	08/27/17 22:42	7782-49-2	
Thallium	ND	ug/L	1.0	0.036	1	08/26/17 11:24	08/27/17 22:42	7440-28-0	
<b>7470 Mercury</b>									
Analytical Method: EPA 7470 Preparation Method: EPA 7470									
Mercury	ND	ug/L	0.20	0.046	1	08/29/17 19:10	08/30/17 11:22	7439-97-6	
<b>2540C Total Dissolved Solids</b>									
Analytical Method: SM 2540C									
Total Dissolved Solids	<b>7.0</b>	mg/L	5.0	5.0	1		08/21/17 16:58		
<b>9040 pH</b>									
Analytical Method: EPA 9040									
pH	<b>5.6</b>	Std. Units	0.10	0.10	1		08/24/17 00:00		H6
<b>9056 IC Anions</b>									
Analytical Method: EPA 9056									
Chloride	ND	mg/L	1.0	0.50	1		08/30/17 17:56	16887-00-6	
Fluoride	ND	mg/L	0.20	0.10	1		08/30/17 17:56	16984-48-8	
Sulfate	ND	mg/L	1.0	0.50	1		08/30/17 17:56	14808-79-8	

### REPORT OF LABORATORY ANALYSIS

This report shall not be reproduced, except in full,  
without the written consent of Pace Analytical Services, LLC.

### ANALYTICAL RESULTS

Project: Lansing Gen Sta/25216070.17

Pace Project No.: 60251369

**Sample: MW-302**      **Lab ID: 60251369006**      Collected: 08/15/17 14:28      Received: 08/22/17 08:30      Matrix: Water

Parameters	Results	Units	Report			Prepared	Analyzed	CAS No.	Qual
			Limit	MDL	DF				
<b>Field Data</b>									
Analytical Method:									
Collected By	<b>Client</b>				1		08/15/17 14:28		
Field pH	<b>6.96</b>	Std. Units	0.10	0.050	1		08/15/17 14:28		
Field Temperature	<b>15.70</b>	deg C	0.50	0.25	1		08/15/17 14:28		
Field Specific Conductance	<b>1053</b>	umhos/cm	1.0	1.0	1		08/15/17 14:28		
Field Oxidation Potential	<b>-181</b>	mV			1		08/15/17 14:28		
Oxygen, Dissolved	<b>0</b>	mg/L			1		08/15/17 14:28	7782-44-7	
Turbidity	<b>4.28</b>	NTU	1.0	1.0	1		08/15/17 14:28		
Groundwater Elevation	<b>627.28</b>	feet			1		08/15/17 14:28		
<b>6010 MET ICP</b>									
Analytical Method: EPA 6010      Preparation Method: EPA 3010									
Boron	<b>645</b>	ug/L	100	3.5	1	08/26/17 11:24	08/28/17 19:30	7440-42-8	
Calcium	<b>118</b>	mg/L	0.10	0.036	1	08/26/17 11:24	08/28/17 19:30	7440-70-2	
Lithium	<b>ND</b>	ug/L	10.0	2.9	1	08/26/17 11:24	08/28/17 19:30	7439-93-2	
<b>6020 MET ICPMS</b>									
Analytical Method: EPA 6020      Preparation Method: EPA 3010									
Antimony	<b>0.069J</b>	ug/L	1.0	0.026	1	08/26/17 11:24	08/27/17 23:03	7440-36-0	
Arsenic	<b>47.3</b>	ug/L	1.0	0.052	1	08/26/17 11:24	08/27/17 23:03	7440-38-2	
Barium	<b>660</b>	ug/L	1.0	0.095	1	08/26/17 11:24	08/27/17 23:03	7440-39-3	
Beryllium	<b>0.012J</b>	ug/L	0.50	0.012	1	08/26/17 11:24	08/27/17 23:03	7440-41-7	
Cadmium	<b>ND</b>	ug/L	0.50	0.018	1	08/26/17 11:24	08/27/17 23:03	7440-43-9	
Chromium	<b>0.44J</b>	ug/L	1.0	0.054	1	08/26/17 11:24	08/27/17 23:03	7440-47-3	
Cobalt	<b>1.2</b>	ug/L	1.0	0.014	1	08/26/17 11:24	08/27/17 23:03	7440-48-4	
Lead	<b>0.075J</b>	ug/L	1.0	0.033	1	08/26/17 11:24	08/27/17 23:03	7439-92-1	
Molybdenum	<b>1.2</b>	ug/L	1.0	0.058	1	08/26/17 11:24	08/27/17 23:03	7439-98-7	
Selenium	<b>0.31J</b>	ug/L	1.0	0.086	1	08/26/17 11:24	08/27/17 23:03	7782-49-2	
Thallium	<b>0.14J</b>	ug/L	1.0	0.036	1	08/26/17 11:24	08/27/17 23:03	7440-28-0	
<b>7470 Mercury</b>									
Analytical Method: EPA 7470      Preparation Method: EPA 7470									
Mercury	<b>ND</b>	ug/L	0.20	0.046	1	08/29/17 19:10	08/30/17 11:24	7439-97-6	
<b>2540C Total Dissolved Solids</b>									
Analytical Method: SM 2540C									
Total Dissolved Solids	<b>517</b>	mg/L	5.0	5.0	1		08/22/17 16:21		
<b>9040 pH</b>									
Analytical Method: EPA 9040									
pH	<b>7.0</b>	Std. Units	0.10	0.10	1		08/24/17 00:00		H6
<b>9056 IC Anions</b>									
Analytical Method: EPA 9056									
Chloride	<b>15.0</b>	mg/L	1.0	0.50	1		08/30/17 19:29	16887-00-6	
Fluoride	<b>0.25</b>	mg/L	0.20	0.10	1		08/30/17 19:29	16984-48-8	
Sulfate	<b>ND</b>	mg/L	1.0	0.50	1		08/30/17 19:29	14808-79-8	

### REPORT OF LABORATORY ANALYSIS

This report shall not be reproduced, except in full,  
without the written consent of Pace Analytical Services, LLC.

**QUALITY CONTROL DATA**

Project: Lansing Gen Sta/25216070.17

Pace Project No.: 60251369

QC Batch: 492045 Analysis Method: EPA 7470  
 QC Batch Method: EPA 7470 Analysis Description: 7470 Mercury  
 Associated Lab Samples: 60251369001, 60251369002, 60251369003, 60251369004, 60251369005, 60251369006

METHOD BLANK: 2013601 Matrix: Water  
 Associated Lab Samples: 60251369001, 60251369002, 60251369003, 60251369004, 60251369005, 60251369006

Parameter	Units	Blank Result	Reporting Limit	MDL	Analyzed	Qualifiers
Mercury	ug/L	ND	0.20	0.046	08/30/17 10:45	

LABORATORY CONTROL SAMPLE: 2013602

Parameter	Units	Spike Conc.	LCS Result	LCS % Rec	% Rec Limits	Qualifiers
Mercury	ug/L	5	4.9	99	80-120	

MATRIX SPIKE & MATRIX SPIKE DUPLICATE: 2013603 2013604

Parameter	Units	2013603		2013604		MS % Rec	MSD % Rec	% Rec Limits	RPD	Max RPD	Qual
		60250503001 Result	MS Spike Conc.	MSD Spike Conc.	MS Result						
Mercury	ug/L	ND	5	5	4.8	4.7	97	93	75-125	4	20

Results presented on this page are in the units indicated by the "Units" column except where an alternate unit is presented to the right of the result.

**REPORT OF LABORATORY ANALYSIS**

This report shall not be reproduced, except in full,  
 without the written consent of Pace Analytical Services, LLC.

### QUALITY CONTROL DATA

Project: Lansing Gen Sta/25216070.17

Pace Project No.: 60251369

QC Batch: 491612 Analysis Method: EPA 6010

QC Batch Method: EPA 3010 Analysis Description: 6010 MET

Associated Lab Samples: 60251369001, 60251369002, 60251369003, 60251369004, 60251369005, 60251369006

METHOD BLANK: 2012299 Matrix: Water

Associated Lab Samples: 60251369001, 60251369002, 60251369003, 60251369004, 60251369005, 60251369006

Parameter	Units	Blank Result	Reporting Limit	MDL	Analyzed	Qualifiers
Boron	ug/L	5.3J	100	3.5	08/28/17 18:16	
Calcium	mg/L	ND	0.10	0.036	08/28/17 18:16	
Lithium	ug/L	ND	10.0	2.9	08/28/17 18:16	

LABORATORY CONTROL SAMPLE: 2012300

Parameter	Units	Spike Conc.	LCS Result	LCS % Rec	% Rec Limits	Qualifiers
Boron	ug/L	1000	957	96	80-120	
Calcium	mg/L	10	9.6	96	80-120	
Lithium	ug/L	1000	1010	101	80-120	

MATRIX SPIKE & MATRIX SPIKE DUPLICATE: 2012301 2012302

Parameter	Units	60251263001		2012301		2012302		% Rec	% Rec	% Rec Limits	RPD	Max RPD	Qual
		MS Spike Conc.	MSD Spike Conc.	MS Result	MSD Result	MS % Rec	MSD % Rec						
Boron	ug/L	28.9J	1000	1000	995	1000	97	97	75-125	1	20		
Calcium	mg/L	142	10	10	148	148	68	64	75-125	0	20	M1	
Lithium	ug/L	16.8	1000	1000	1040	1030	102	102	75-125	0	20		

Results presented on this page are in the units indicated by the "Units" column except where an alternate unit is presented to the right of the result.

### REPORT OF LABORATORY ANALYSIS

This report shall not be reproduced, except in full,  
without the written consent of Pace Analytical Services, LLC.



### QUALITY CONTROL DATA

Project: Lansing Gen Sta/25216070.17

Pace Project No.: 60251369

QC Batch: 491614 Analysis Method: EPA 6020  
 QC Batch Method: EPA 3010 Analysis Description: 6020 MET  
 Associated Lab Samples: 60251369001, 60251369002, 60251369003, 60251369004, 60251369005, 60251369006

METHOD BLANK: 2012309 Matrix: Water  
 Associated Lab Samples: 60251369001, 60251369002, 60251369003, 60251369004, 60251369005, 60251369006

Parameter	Units	Blank Result	Reporting Limit	MDL	Analyzed	Qualifiers
Antimony	ug/L	ND	1.0	0.026	08/27/17 21:46	
Arsenic	ug/L	ND	1.0	0.052	08/27/17 21:46	
Barium	ug/L	0.18J	1.0	0.095	08/27/17 21:46	
Beryllium	ug/L	ND	0.50	0.012	08/27/17 21:46	
Cadmium	ug/L	ND	0.50	0.018	08/27/17 21:46	
Chromium	ug/L	ND	1.0	0.054	08/27/17 21:46	
Cobalt	ug/L	ND	1.0	0.014	08/27/17 21:46	
Lead	ug/L	ND	1.0	0.033	08/27/17 21:46	
Molybdenum	ug/L	ND	1.0	0.058	08/27/17 21:46	
Selenium	ug/L	ND	1.0	0.086	08/27/17 21:46	
Thallium	ug/L	ND	1.0	0.036	08/27/17 21:46	

LABORATORY CONTROL SAMPLE: 2012310

Parameter	Units	Spike Conc.	LCS Result	LCS % Rec	% Rec Limits	Qualifiers
Antimony	ug/L	40	39.3	98	80-120	
Arsenic	ug/L	40	39.9	100	80-120	
Barium	ug/L	40	39.4	98	80-120	
Beryllium	ug/L	40	40.6	101	80-120	
Cadmium	ug/L	40	39.5	99	80-120	
Chromium	ug/L	40	39.9	100	80-120	
Cobalt	ug/L	40	39.0	97	80-120	
Lead	ug/L	40	37.6	94	80-120	
Molybdenum	ug/L	40	39.7	99	80-120	
Selenium	ug/L	40	38.8	97	80-120	
Thallium	ug/L	40	38.4	96	80-120	

MATRIX SPIKE & MATRIX SPIKE DUPLICATE: 2012311 2012312

Parameter	Units	MS		MSD		MS % Rec	MSD % Rec	% Rec Limits	RPD	Max RPD	Qual	
		60251263002 Result	Spike Conc.	Spike Conc.	Result							
Antimony	ug/L	0.11J	40	40	39.3	39.7	98	99	75-125	1	20	
Arsenic	ug/L	1.9	40	40	42.4	42.4	101	101	75-125	0	20	
Barium	ug/L	175	40	40	212	214	93	97	75-125	1	20	
Beryllium	ug/L	ND	40	40	38.9	38.6	97	96	75-125	1	20	
Cadmium	ug/L	0.030J	40	40	38.6	38.5	96	96	75-125	0	20	
Chromium	ug/L	1.5	40	40	41.5	41.4	100	100	75-125	0	20	
Cobalt	ug/L	1.4	40	40	39.8	39.3	96	95	75-125	1	20	

Results presented on this page are in the units indicated by the "Units" column except where an alternate unit is presented to the right of the result.

### REPORT OF LABORATORY ANALYSIS

This report shall not be reproduced, except in full,  
without the written consent of Pace Analytical Services, LLC.

### QUALITY CONTROL DATA

Project: Lansing Gen Sta/25216070.17

Pace Project No.: 60251369

Parameter	Units	2012311		2012312		MS Result	MSD Result	MS % Rec	MSD % Rec	% Rec Limits	Max RPD	RPD	Qual
		60251263002 Result	MS Spike Conc.	MSD Spike Conc.	MS Result								
Lead	ug/L	ND	40	40	39.5	39.6	99	99	75-125	0	20		
Molybdenum	ug/L	0.38J	40	40	41.9	42.0	104	104	75-125	0	20		
Selenium	ug/L	0.46J	40	40	38.3	38.0	95	94	75-125	1	20		
Thallium	ug/L	0.18J	40	40	39.1	39.8	97	99	75-125	2	20		

Results presented on this page are in the units indicated by the "Units" column except where an alternate unit is presented to the right of the result.

### REPORT OF LABORATORY ANALYSIS

This report shall not be reproduced, except in full,  
without the written consent of Pace Analytical Services, LLC.

### QUALITY CONTROL DATA

Project: Lansing Gen Sta/25216070.17

Pace Project No.: 60251369

QC Batch: 490816

Analysis Method: SM 2540C

QC Batch Method: SM 2540C

Analysis Description: 2540C Total Dissolved Solids

Associated Lab Samples: 60251369001, 60251369002, 60251369003, 60251369004, 60251369005

METHOD BLANK: 2009127

Matrix: Water

Associated Lab Samples: 60251369001, 60251369002, 60251369003, 60251369004, 60251369005

Parameter	Units	Blank Result	Reporting Limit	MDL	Analyzed	Qualifiers
Total Dissolved Solids	mg/L	ND	5.0	5.0	08/21/17 16:53	

LABORATORY CONTROL SAMPLE: 2009128

Parameter	Units	Spike Conc.	LCS Result	LCS % Rec	% Rec Limits	Qualifiers
Total Dissolved Solids	mg/L	1000	1010	101	80-120	

SAMPLE DUPLICATE: 2009129

Parameter	Units	60251369001 Result	Dup Result	RPD	Max RPD	Qualifiers
Total Dissolved Solids	mg/L	285	294	3	10	

SAMPLE DUPLICATE: 2009130

Parameter	Units	60251362004 Result	Dup Result	RPD	Max RPD	Qualifiers
Total Dissolved Solids	mg/L	360	373	4	10	

Results presented on this page are in the units indicated by the "Units" column except where an alternate unit is presented to the right of the result.

### REPORT OF LABORATORY ANALYSIS

This report shall not be reproduced, except in full,  
without the written consent of Pace Analytical Services, LLC.

### QUALITY CONTROL DATA

Project: Lansing Gen Sta/25216070.17

Pace Project No.: 60251369

QC Batch: 490995	Analysis Method: SM 2540C
QC Batch Method: SM 2540C	Analysis Description: 2540C Total Dissolved Solids
Associated Lab Samples: 60251369006	

METHOD BLANK: 2009802 Matrix: Water

Associated Lab Samples: 60251369006

Parameter	Units	Blank Result	Reporting Limit	MDL	Analyzed	Qualifiers
Total Dissolved Solids	mg/L	ND	5.0	5.0	08/22/17 16:20	

LABORATORY CONTROL SAMPLE: 2009803

Parameter	Units	Spike Conc.	LCS Result	LCS % Rec	% Rec Limits	Qualifiers
Total Dissolved Solids	mg/L	1000	992	99	80-120	

SAMPLE DUPLICATE: 2009804

Parameter	Units	60251369006 Result	Dup Result	RPD	Max RPD	Qualifiers
Total Dissolved Solids	mg/L	517	533	3	10	

Results presented on this page are in the units indicated by the "Units" column except where an alternate unit is presented to the right of the result.

### REPORT OF LABORATORY ANALYSIS

This report shall not be reproduced, except in full,  
without the written consent of Pace Analytical Services, LLC.

**QUALITY CONTROL DATA**

Project: Lansing Gen Sta/25216070.17

Pace Project No.: 60251369

QC Batch: 491088 Analysis Method: EPA 9040

QC Batch Method: EPA 9040 Analysis Description: 9040 pH

Associated Lab Samples: 60251369001, 60251369002, 60251369003, 60251369004, 60251369005, 60251369006

SAMPLE DUPLICATE: 2010056

Parameter	Units	60251317001 Result	Dup Result	RPD	Max RPD	Qualifiers
pH	Std. Units	7.2	7.5	4	10	H6

Results presented on this page are in the units indicated by the "Units" column except where an alternate unit is presented to the right of the result.

**REPORT OF LABORATORY ANALYSIS**

This report shall not be reproduced, except in full,  
without the written consent of Pace Analytical Services, LLC.

### QUALITY CONTROL DATA

Project: Lansing Gen Sta/25216070.17

Pace Project No.: 60251369

QC Batch: 491943 Analysis Method: EPA 9056  
 QC Batch Method: EPA 9056 Analysis Description: 9056 IC Anions  
 Associated Lab Samples: 60251369001, 60251369002, 60251369003

METHOD BLANK: 2013297 Matrix: Water

Associated Lab Samples: 60251369001, 60251369002, 60251369003

Parameter	Units	Blank Result	Reporting Limit	MDL	Analyzed	Qualifiers
Chloride	mg/L	0.61J	1.0	0.50	08/29/17 22:07	
Fluoride	mg/L	ND	0.20	0.10	08/29/17 22:07	
Sulfate	mg/L	ND	1.0	0.50	08/29/17 22:07	

LABORATORY CONTROL SAMPLE: 2013298

Parameter	Units	Spike Conc.	LCS Result	LCS % Rec	% Rec Limits	Qualifiers
Chloride	mg/L	5	4.9	98	80-120	
Fluoride	mg/L	2.5	2.5	100	80-120	
Sulfate	mg/L	5	4.9	98	80-120	

MATRIX SPIKE & MATRIX SPIKE DUPLICATE: 2013299 2013300

Parameter	Units	7572181005		2013300		MS		MSD		% Rec Limits	RPD	Max RPD	Qual
		Result	MS Spike Conc.	MSD Spike Conc.	MS Result	MSD Result	MS % Rec	MSD % Rec					
Chloride	mg/L	2790	1250	1250	4100	4100	105	105	80-120	0	15		
Fluoride	mg/L	1.1			619	622				0	15		
Sulfate	mg/L	3380	1250	1250	4640	4640	101	101	80-120	0	15		

MATRIX SPIKE SAMPLE: 2014469

Parameter	Units	7572531001 Result	Spike Conc.	MS Result	MS % Rec	% Rec Limits	Qualifiers
Chloride	mg/L	275	250	532	103	80-120	
Fluoride	mg/L	13.2	125	133	96	80-120	
Sulfate	mg/L	63.0	250	307	98	80-120	

Results presented on this page are in the units indicated by the "Units" column except where an alternate unit is presented to the right of the result.

### REPORT OF LABORATORY ANALYSIS

This report shall not be reproduced, except in full,  
without the written consent of Pace Analytical Services, LLC.

**QUALITY CONTROL DATA**

Project: Lansing Gen Sta/25216070.17

Pace Project No.: 60251369

QC Batch: 492233 Analysis Method: EPA 9056  
 QC Batch Method: EPA 9056 Analysis Description: 9056 IC Anions  
 Associated Lab Samples: 60251369004, 60251369005, 60251369006

METHOD BLANK: 2014211 Matrix: Water

Associated Lab Samples: 60251369004, 60251369005, 60251369006

Parameter	Units	Blank Result	Reporting Limit	MDL	Analyzed	Qualifiers
Chloride	mg/L	ND	100	50.0	08/30/17 15:22	
Fluoride	mg/L	ND	20.0	10.0	08/30/17 15:22	
Sulfate	mg/L	ND	100	50.0	08/30/17 15:22	

LABORATORY CONTROL SAMPLE: 2014212

Parameter	Units	Spike Conc.	LCS Result	LCS % Rec	% Rec Limits	Qualifiers
Chloride	mg/L	500	489	98	80-120	
Fluoride	mg/L	250	254	101	80-120	
Sulfate	mg/L	500	495	99	80-120	

MATRIX SPIKE & MATRIX SPIKE DUPLICATE: 2014213 2014214

Parameter	Units	60251369004		2014213		2014214		% Rec	% Rec	% Rec Limits	RPD	Max RPD	Qual
		MS Spike Conc.	MSD Spike Conc.	MS Result	MSD Result	MS % Rec	MSD % Rec						
Chloride	mg/L	6.5	5	5	11.5	11.7	101	104	80-120	1	15		
Fluoride	mg/L	0.12J	2.5	2.5	2.7	2.8	103	107	80-120	3	15		
Sulfate	mg/L	26.9	20	20	46.9	47.4	100	103	80-120	1	15		

SAMPLE DUPLICATE: 2014215

Parameter	Units	60251369005 Result	Dup Result	RPD	Max RPD	Qualifiers
Chloride	mg/L	ND	ND		15	
Fluoride	mg/L	ND	ND		15	
Sulfate	mg/L	ND	ND		15	

Results presented on this page are in the units indicated by the "Units" column except where an alternate unit is presented to the right of the result.

**REPORT OF LABORATORY ANALYSIS**

This report shall not be reproduced, except in full,  
without the written consent of Pace Analytical Services, LLC.

## QUALIFIERS

Project: Lansing Gen Sta/25216070.17

Pace Project No.: 60251369

---

### DEFINITIONS

DF - Dilution Factor, if reported, represents the factor applied to the reported data due to dilution of the sample aliquot.

ND - Not Detected at or above adjusted reporting limit.

TNTC - Too Numerous To Count

J - Estimated concentration above the adjusted method detection limit and below the adjusted reporting limit.

MDL - Adjusted Method Detection Limit.

PQL - Practical Quantitation Limit.

RL - Reporting Limit.

S - Surrogate

1,2-Diphenylhydrazine decomposes to and cannot be separated from Azobenzene using Method 8270. The result for each analyte is a combined concentration.

Consistent with EPA guidelines, unrounded data are displayed and have been used to calculate % recovery and RPD values.

LCS(D) - Laboratory Control Sample (Duplicate)

MS(D) - Matrix Spike (Duplicate)

DUP - Sample Duplicate

RPD - Relative Percent Difference

NC - Not Calculable.

SG - Silica Gel - Clean-Up

U - Indicates the compound was analyzed for, but not detected.

N-Nitrosodiphenylamine decomposes and cannot be separated from Diphenylamine using Method 8270. The result reported for each analyte is a combined concentration.

Pace Analytical is TNI accredited. Contact your Pace PM for the current list of accredited analytes.

TNI - The NELAC Institute.

### LABORATORIES

PASI-K Pace Analytical Services - Kansas City

### ANALYTE QUALIFIERS

B Analyte was detected in the associated method blank.

H6 Analysis initiated outside of the 15 minute EPA required holding time.

M1 Matrix spike recovery exceeded QC limits. Batch accepted based on laboratory control sample (LCS) recovery.

## REPORT OF LABORATORY ANALYSIS

This report shall not be reproduced, except in full,  
without the written consent of Pace Analytical Services, LLC.



### QUALITY CONTROL DATA CROSS REFERENCE TABLE

Project: Lansing Gen Sta/25216070.17

Pace Project No.: 60251369

Lab ID	Sample ID	QC Batch Method	QC Batch	Analytical Method	Analytical Batch
60251369001	MW-301		492531		
60251369002	MW-303		492531		
60251369003	MW-20		492531		
60251369004	MW-6		492531		
60251369006	MW-302		492531		
60251369001	MW-301	EPA 3010	491612	EPA 6010	491631
60251369002	MW-303	EPA 3010	491612	EPA 6010	491631
60251369003	MW-20	EPA 3010	491612	EPA 6010	491631
60251369004	MW-6	EPA 3010	491612	EPA 6010	491631
60251369005	FIELD BLANK	EPA 3010	491612	EPA 6010	491631
60251369006	MW-302	EPA 3010	491612	EPA 6010	491631
60251369001	MW-301	EPA 3010	491614	EPA 6020	491633
60251369002	MW-303	EPA 3010	491614	EPA 6020	491633
60251369003	MW-20	EPA 3010	491614	EPA 6020	491633
60251369004	MW-6	EPA 3010	491614	EPA 6020	491633
60251369005	FIELD BLANK	EPA 3010	491614	EPA 6020	491633
60251369006	MW-302	EPA 3010	491614	EPA 6020	491633
60251369001	MW-301	EPA 7470	492045	EPA 7470	492110
60251369002	MW-303	EPA 7470	492045	EPA 7470	492110
60251369003	MW-20	EPA 7470	492045	EPA 7470	492110
60251369004	MW-6	EPA 7470	492045	EPA 7470	492110
60251369005	FIELD BLANK	EPA 7470	492045	EPA 7470	492110
60251369006	MW-302	EPA 7470	492045	EPA 7470	492110
60251369001	MW-301	SM 2540C	490816		
60251369002	MW-303	SM 2540C	490816		
60251369003	MW-20	SM 2540C	490816		
60251369004	MW-6	SM 2540C	490816		
60251369005	FIELD BLANK	SM 2540C	490816		
60251369006	MW-302	SM 2540C	490995		
60251369001	MW-301	EPA 9040	491088		
60251369002	MW-303	EPA 9040	491088		
60251369003	MW-20	EPA 9040	491088		
60251369004	MW-6	EPA 9040	491088		
60251369005	FIELD BLANK	EPA 9040	491088		
60251369006	MW-302	EPA 9040	491088		
60251369001	MW-301	EPA 9056	491943		
60251369002	MW-303	EPA 9056	491943		
60251369003	MW-20	EPA 9056	491943		
60251369004	MW-6	EPA 9056	492233		
60251369005	FIELD BLANK	EPA 9056	492233		
60251369006	MW-302	EPA 9056	492233		

### REPORT OF LABORATORY ANALYSIS

This report shall not be reproduced, except in full,  
without the written consent of Pace Analytical Services, LLC.



Sample Condition Upon Receipt

WO#: 60251369



Client Name: SCS Engineers

Courier: FedEx [X] UPS [ ] VIA [ ] Clay [ ] PEX [ ] ECI [ ] Pace [ ] Xroads [ ] Client [ ] Other [ ]

Tracking #: 7700 7781 1570 Pace Shipping Label Used? Yes [ ] No [X]

Custody Seal on Cooler/Box Present: Yes [X] No [ ] Seals intact: Yes [X] No [ ]

Packing Material: Bubble Wrap [ ] Bubble Bags [ ] Foam [ ] None [ ] Other [ ]

Thermometer Used: T-266 T-239 Type of Ice: Wet Blue None

Cooler Temperature (°C): As-read 4.9 1.9 Corr. Factor CF 0.0 CF +0.3 Corrected 4.9 1.9

Date and initials of person examining contents: 8-19-17

Temperature should be above freezing to 6°C

Chain of Custody present:	<input checked="" type="checkbox"/> Yes <input type="checkbox"/> No <input type="checkbox"/> N/A	
Chain of Custody relinquished:	<input checked="" type="checkbox"/> Yes <input type="checkbox"/> No <input type="checkbox"/> N/A	
Samples arrived within holding time:	<input checked="" type="checkbox"/> Yes <input type="checkbox"/> No <input type="checkbox"/> N/A	
Short Hold Time analyses (<72hr):	<input checked="" type="checkbox"/> Yes <input checked="" type="checkbox"/> No <input type="checkbox"/> N/A	MB8-19 ph
Rush Turn Around Time requested:	<input type="checkbox"/> Yes <input checked="" type="checkbox"/> No <input type="checkbox"/> N/A	
Sufficient volume:	<input checked="" type="checkbox"/> Yes <input type="checkbox"/> No <input type="checkbox"/> N/A	
Correct containers used:	<input checked="" type="checkbox"/> Yes <input type="checkbox"/> No <input type="checkbox"/> N/A	Did not receive MW-302
Pace containers used:	<input checked="" type="checkbox"/> Yes <input type="checkbox"/> No <input type="checkbox"/> N/A	- received 8/22 at 0930 from fedex
Containers intact:	<input checked="" type="checkbox"/> Yes <input type="checkbox"/> No <input type="checkbox"/> N/A	
Unpreserved 5035A / TX1005/1006 soils frozen in 48hrs?	<input type="checkbox"/> Yes <input type="checkbox"/> No <input checked="" type="checkbox"/> N/A	
Filtered volume received for dissolved tests?	<input type="checkbox"/> Yes <input type="checkbox"/> No <input checked="" type="checkbox"/> N/A	
Sample labels match COC: Date / time / ID / analyses	<input checked="" type="checkbox"/> Yes <input type="checkbox"/> No <input type="checkbox"/> N/A	
Samples contain multiple phases? Matrix: MI	<input type="checkbox"/> Yes <input checked="" type="checkbox"/> No <input type="checkbox"/> N/A	
Containers requiring pH preservation in compliance? (HNO <sub>3</sub> , H <sub>2</sub> SO <sub>4</sub> , HCl<2; NaOH>9 Sulfide, NaOH>10 Cyanide) (Exceptions: VOA, Micro, O&G, KS TPH, OK-DRO)	<input checked="" type="checkbox"/> Yes <input type="checkbox"/> No <input type="checkbox"/> N/A	
Cyanide water sample checks: [X] N/A		
Lead acetate strip turns dark? (Record only)	<input type="checkbox"/> Yes <input type="checkbox"/> No	
Potassium iodide test strip turns blue/purple? (Preserve)	<input type="checkbox"/> Yes <input type="checkbox"/> No	
Trip Blank present:	<input type="checkbox"/> Yes <input checked="" type="checkbox"/> No <input type="checkbox"/> N/A	
Headspace in VOA vials (>6mm):	<input type="checkbox"/> Yes <input type="checkbox"/> No <input checked="" type="checkbox"/> N/A	
Samples from USDA Regulated Area: State:	<input type="checkbox"/> Yes <input type="checkbox"/> No <input checked="" type="checkbox"/> N/A	
Additional labels attached to 5035A / TX1005 vials in the field?	<input type="checkbox"/> Yes <input type="checkbox"/> No <input checked="" type="checkbox"/> N/A	

Client Notification/ Resolution: Copy COC to Client? Y / (N) Field Data Required? Y / N

Person Contacted: \_\_\_\_\_ Date/Time: \_\_\_\_\_

Comments/ Resolution: \_\_\_\_\_

Project Manager Review: [Signature] Date: 8-21-17, 8-22-17





September 10, 2017

Meghan Blodgett  
SCS Engineers  
2830 Dairy Drive  
Madison, WI 53718

RE: Project: Lansing Gen Sta/25216070.17  
Pace Project No.: 60251392

Dear Meghan Blodgett:

Enclosed are the analytical results for sample(s) received by the laboratory on August 19, 2017. The results relate only to the samples included in this report. Results reported herein conform to the most current, applicable TNI/NELAC standards and the laboratory's Quality Assurance Manual, where applicable, unless otherwise noted in the body of the report.

If you have any questions concerning this report, please feel free to contact me.

Sincerely,



Trudy Gipson  
trudy.gipson@pacelabs.com  
1(913)563-1405  
Project Manager

Enclosures

cc: Tom Karwaski, SCS Engineers  
Kyle Kramer, SCS Engineers  
Jeff Maxted, Alliant Energy



## REPORT OF LABORATORY ANALYSIS

This report shall not be reproduced, except in full,  
without the written consent of Pace Analytical Services, LLC.

## CERTIFICATIONS

Project: Lansing Gen Sta/25216070.17

Pace Project No.: 60251392

---

### **Pennsylvania Certification IDs**

1638 Roseytown Rd Suites 2,3&4, Greensburg, PA 15601

L-A-B DOD-ELAP Accreditation #: L2417

Alabama Certification #: 41590

Arizona Certification #: AZ0734

Arkansas Certification

California Certification #: 04222CA

Colorado Certification

Connecticut Certification #: PH-0694

Delaware Certification

Florida/TNI Certification #: E87683

Georgia Certification #: C040

Guam Certification

Hawaii Certification

Idaho Certification

Illinois Certification

Indiana Certification

Iowa Certification #: 391

Kansas/TNI Certification #: E-10358

Kentucky Certification #: 90133

Louisiana DHH/TNI Certification #: LA140008

Louisiana DEQ/TNI Certification #: 4086

Maine Certification #: PA00091

Maryland Certification #: 308

Massachusetts Certification #: M-PA1457

Michigan/PADEP Certification

Missouri Certification #: 235

Montana Certification #: Cert 0082

Nebraska Certification #: NE-05-29-14

Nevada Certification #: PA014572015-1

New Hampshire/TNI Certification #: 2976

New Jersey/TNI Certification #: PA 051

New Mexico Certification #: PA01457

New York/TNI Certification #: 10888

North Carolina Certification #: 42706

North Dakota Certification #: R-190

Oregon/TNI Certification #: PA200002

Pennsylvania/TNI Certification #: 65-00282

Puerto Rico Certification #: PA01457

Rhode Island Certification #: 65-00282

South Dakota Certification

Tennessee Certification #: TN2867

Texas/TNI Certification #: T104704188-14-8

Utah/TNI Certification #: PA014572015-5

USDA Soil Permit #: P330-14-00213

Vermont Dept. of Health: ID# VT-0282

Virgin Island/PADEP Certification

Virginia/VELAP Certification #: 460198

Washington Certification #: C868

West Virginia DEP Certification #: 143

West Virginia DHHR Certification #: 9964C

Wisconsin Certification

Wyoming Certification #: 8TMS-L

---

## REPORT OF LABORATORY ANALYSIS

This report shall not be reproduced, except in full,  
without the written consent of Pace Analytical Services, LLC.



## SAMPLE SUMMARY

Project: Lansing Gen Sta/25216070.17

Pace Project No.: 60251392

Lab ID	Sample ID	Matrix	Date Collected	Date Received
60251392001	MW-301	Water	08/15/17 13:36	08/19/17 08:40
60251392002	MW-302	Water	08/15/17 14:28	08/19/17 08:40
60251392003	MW-303	Water	08/15/17 15:16	08/19/17 08:40
60251392004	MW-20	Water	08/15/17 12:51	08/19/17 08:40
60251392005	MW-6	Water	08/15/17 11:51	08/19/17 08:40
60251392006	FIELD BLANK	Water	08/15/17 15:30	08/19/17 08:40

## REPORT OF LABORATORY ANALYSIS

This report shall not be reproduced, except in full,  
without the written consent of Pace Analytical Services, LLC.

### SAMPLE ANALYTE COUNT

Project: Lansing Gen Sta/25216070.17

Pace Project No.: 60251392

Lab ID	Sample ID	Method	Analysts	Analytes Reported	Laboratory
60251392001	MW-301	EPA 903.1	WRR	1	PASI-PA
		EPA 904.0	VAL	1	PASI-PA
		Total Radium Calculation	RMK	1	PASI-PA
60251392002	MW-302	EPA 903.1	WRR	1	PASI-PA
		EPA 904.0	VAL	1	PASI-PA
		Total Radium Calculation	RMK	1	PASI-PA
60251392003	MW-303	EPA 903.1	WRR	1	PASI-PA
		EPA 904.0	VAL	1	PASI-PA
		Total Radium Calculation	RMK	1	PASI-PA
60251392004	MW-20	EPA 903.1	WRR	1	PASI-PA
		EPA 904.0	VAL	1	PASI-PA
		Total Radium Calculation	RMK	1	PASI-PA
60251392005	MW-6	EPA 903.1	WRR	1	PASI-PA
		EPA 904.0	VAL	1	PASI-PA
		Total Radium Calculation	RMK	1	PASI-PA
60251392006	FIELD BLANK	EPA 903.1	WRR	1	PASI-PA
		EPA 904.0	VAL	1	PASI-PA
		Total Radium Calculation	RMK	1	PASI-PA

### REPORT OF LABORATORY ANALYSIS

This report shall not be reproduced, except in full,  
without the written consent of Pace Analytical Services, LLC.



### ANALYTICAL RESULTS - RADIOCHEMISTRY

Project: Lansing Gen Sta/25216070.17

Pace Project No.: 60251392

**Sample: MW-301**      **Lab ID: 60251392001**      Collected: 08/15/17 13:36      Received: 08/19/17 08:40      Matrix: Water  
PWS:      Site ID:      Sample Type:

Parameters	Method	Act ± Unc (MDC) Carr Trac	Units	Analyzed	CAS No.	Qual
Radium-226	EPA 903.1	<b>1.03 ± 0.798 (1.13)</b> <b>C:NA T:73%</b>	pCi/L	08/29/17 20:15	13982-63-3	
Radium-228	EPA 904.0	<b>0.826 ± 0.433 (0.782)</b> <b>C:70% T:94%</b>	pCi/L	09/05/17 15:11	15262-20-1	
Total Radium	Total Radium Calculation	<b>1.86 ± 1.23 (1.91)</b>	pCi/L	09/10/17 12:52	7440-14-4	

### REPORT OF LABORATORY ANALYSIS

This report shall not be reproduced, except in full,  
without the written consent of Pace Analytical Services, LLC.

### ANALYTICAL RESULTS - RADIOCHEMISTRY

Project: Lansing Gen Sta/25216070.17

Pace Project No.: 60251392

**Sample: MW-302**      **Lab ID: 60251392002**      Collected: 08/15/17 14:28      Received: 08/19/17 08:40      Matrix: Water  
PWS:      Site ID:      Sample Type:

Parameters	Method	Act ± Unc (MDC) Carr Trac	Units	Analyzed	CAS No.	Qual
Radium-226	EPA 903.1	<b>0.619 ± 0.622 (0.970)</b> C:NA T:89%	pCi/L	08/29/17 20:15	13982-63-3	
Radium-228	EPA 904.0	<b>1.06 ± 0.429 (0.683)</b> C:77% T:94%	pCi/L	09/05/17 15:12	15262-20-1	
Total Radium	Total Radium Calculation	<b>1.68 ± 1.05 (1.65)</b>	pCi/L	09/10/17 12:52	7440-14-4	

### REPORT OF LABORATORY ANALYSIS

This report shall not be reproduced, except in full,  
without the written consent of Pace Analytical Services, LLC.

### ANALYTICAL RESULTS - RADIOCHEMISTRY

Project: Lansing Gen Sta/25216070.17

Pace Project No.: 60251392

**Sample: MW-303**      **Lab ID: 60251392003**      Collected: 08/15/17 15:16      Received: 08/19/17 08:40      Matrix: Water  
PWS:      Site ID:      Sample Type:

Parameters	Method	Act ± Unc (MDC) Carr Trac	Units	Analyzed	CAS No.	Qual
Radium-226	EPA 903.1	<b>0.155 ± 0.480 (0.930)</b> <b>C:NA T:78%</b>	pCi/L	08/29/17 20:15	13982-63-3	
Radium-228	EPA 904.0	<b>0.322 ± 0.320 (0.660)</b> <b>C:80% T:86%</b>	pCi/L	09/05/17 15:12	15262-20-1	
Total Radium	Total Radium Calculation	<b>0.477 ± 0.800 (1.59)</b>	pCi/L	09/10/17 12:52	7440-14-4	

### REPORT OF LABORATORY ANALYSIS

This report shall not be reproduced, except in full,  
without the written consent of Pace Analytical Services, LLC.

### ANALYTICAL RESULTS - RADIOCHEMISTRY

Project: Lansing Gen Sta/25216070.17

Pace Project No.: 60251392

**Sample: MW-20**      **Lab ID: 60251392004**      Collected: 08/15/17 12:51      Received: 08/19/17 08:40      Matrix: Water  
PWS:      Site ID:      Sample Type:

Parameters	Method	Act ± Unc (MDC) Carr Trac	Units	Analyzed	CAS No.	Qual
Radium-226	EPA 903.1	<b>0.340 ± 0.624 (1.11)</b> C:NA T:79%	pCi/L	08/29/17 20:15	13982-63-3	
Radium-228	EPA 904.0	<b>0.286 ± 0.355 (0.753)</b> C:75% T:84%	pCi/L	09/05/17 15:12	15262-20-1	
Total Radium	Total Radium Calculation	<b>0.626 ± 0.979 (1.86)</b>	pCi/L	09/10/17 12:52	7440-14-4	

### REPORT OF LABORATORY ANALYSIS

This report shall not be reproduced, except in full,  
without the written consent of Pace Analytical Services, LLC.

### ANALYTICAL RESULTS - RADIOCHEMISTRY

Project: Lansing Gen Sta/25216070.17

Pace Project No.: 60251392

**Sample: MW-6**      **Lab ID: 60251392005**      Collected: 08/15/17 11:51      Received: 08/19/17 08:40      Matrix: Water  
PWS:      Site ID:      Sample Type:

Parameters	Method	Act ± Unc (MDC) Carr Trac	Units	Analyzed	CAS No.	Qual
Radium-226	EPA 903.1	<b>0.633 ± 0.573 (0.844)</b> C:NA T:83%	pCi/L	08/29/17 20:15	13982-63-3	
Radium-228	EPA 904.0	<b>0.193 ± 0.379 (0.833)</b> C:73% T:91%	pCi/L	09/05/17 15:12	15262-20-1	
Total Radium	Total Radium Calculation	<b>0.826 ± 0.952 (1.68)</b>	pCi/L	09/10/17 12:52	7440-14-4	

### REPORT OF LABORATORY ANALYSIS

This report shall not be reproduced, except in full,  
without the written consent of Pace Analytical Services, LLC.

### ANALYTICAL RESULTS - RADIOCHEMISTRY

Project: Lansing Gen Sta/25216070.17

Pace Project No.: 60251392

**Sample: FIELD BLANK**      **Lab ID: 60251392006**      Collected: 08/15/17 15:30      Received: 08/19/17 08:40      Matrix: Water  
PWS:      Site ID:      Sample Type:

Parameters	Method	Act ± Unc (MDC) Carr Trac	Units	Analyzed	CAS No.	Qual
Radium-226	EPA 903.1	<b>0.0696 ± 0.453 (0.913)</b> C:NA T:86%	pCi/L	08/29/17 20:30	13982-63-3	
Radium-228	EPA 904.0	<b>0.488 ± 0.390 (0.775)</b> C:71% T:84%	pCi/L	09/05/17 15:12	15262-20-1	
Total Radium	Total Radium Calculation	<b>0.558 ± 0.843 (1.69)</b>	pCi/L	09/10/17 12:52	7440-14-4	

### REPORT OF LABORATORY ANALYSIS

This report shall not be reproduced, except in full,  
without the written consent of Pace Analytical Services, LLC.







## QUALIFIERS

Project: Lansing Gen Sta/25216070.17

Pace Project No.: 60251392

---

### DEFINITIONS

DF - Dilution Factor, if reported, represents the factor applied to the reported data due to dilution of the sample aliquot.

ND - Not Detected at or above adjusted reporting limit.

TNTC - Too Numerous To Count

J - Estimated concentration above the adjusted method detection limit and below the adjusted reporting limit.

MDL - Adjusted Method Detection Limit.

PQL - Practical Quantitation Limit.

RL - Reporting Limit.

S - Surrogate

1,2-Diphenylhydrazine decomposes to and cannot be separated from Azobenzene using Method 8270. The result for each analyte is a combined concentration.

Consistent with EPA guidelines, unrounded data are displayed and have been used to calculate % recovery and RPD values.

LCS(D) - Laboratory Control Sample (Duplicate)

MS(D) - Matrix Spike (Duplicate)

DUP - Sample Duplicate

RPD - Relative Percent Difference

NC - Not Calculable.

SG - Silica Gel - Clean-Up

U - Indicates the compound was analyzed for, but not detected.

N-Nitrosodiphenylamine decomposes and cannot be separated from Diphenylamine using Method 8270. The result reported for each analyte is a combined concentration.

Act - Activity

Unc - Uncertainty: SDWA = 1.96 sigma count uncertainty, all other matrices = Expanded Uncertainty (95% confidence interval).

Gamma Spec = Expanded Uncertainty (95.4% Confidence Interval)

(MDC) - Minimum Detectable Concentration

Trac - Tracer Recovery (%)

Carr - Carrier Recovery (%)

Pace Analytical is TNI accredited. Contact your Pace PM for the current list of accredited analytes.

TNI - The NELAC Institute.

### LABORATORIES

PASI-PA Pace Analytical Services - Greensburg

## REPORT OF LABORATORY ANALYSIS

This report shall not be reproduced, except in full,  
without the written consent of Pace Analytical Services, LLC.

### QUALITY CONTROL DATA CROSS REFERENCE TABLE

Project: Lansing Gen Sta/25216070.17

Pace Project No.: 60251392

Lab ID	Sample ID	QC Batch Method	QC Batch	Analytical Method	Analytical Batch
60251392001	MW-301	EPA 903.1	269248		
60251392002	MW-302	EPA 903.1	269248		
60251392003	MW-303	EPA 903.1	269248		
60251392004	MW-20	EPA 903.1	269248		
60251392005	MW-6	EPA 903.1	269248		
60251392006	FIELD BLANK	EPA 903.1	269248		
60251392001	MW-301	EPA 904.0	269268		
60251392002	MW-302	EPA 904.0	269268		
60251392003	MW-303	EPA 904.0	269268		
60251392004	MW-20	EPA 904.0	269268		
60251392005	MW-6	EPA 904.0	269268		
60251392006	FIELD BLANK	EPA 904.0	269268		
60251392001	MW-301	Total Radium Calculation	271118		
60251392002	MW-302	Total Radium Calculation	271118		
60251392003	MW-303	Total Radium Calculation	271118		
60251392004	MW-20	Total Radium Calculation	271118		
60251392005	MW-6	Total Radium Calculation	271118		
60251392006	FIELD BLANK	Total Radium Calculation	271118		

### REPORT OF LABORATORY ANALYSIS

This report shall not be reproduced, except in full,  
without the written consent of Pace Analytical Services, LLC.



Sample Condition Upon Receipt

WO#: 60251392  
60251392

Client Name: SCS Engineers

Courier: FedEx  UPS  VIA  Clay  PEX  ECI  Pace  Xroads  Client  Other

Tracking #: 1700 62540 8186 Pace Shipping Label Used? Yes  No

Custody Seal on Cooler/Box Present: Yes  No  Seals intact: Yes  No

Packing Material: Bubble Wrap  Bubble Bags  Foam  None  Other

Thermometer Used: T-266 / T-239 Type of Ice: Wet Blue  None

Cooler Temperature (°C): As-read 16.4 Corr. Factor 0.0 CF +0.3 Corrected 16.4

Date and initials of person examining contents: 8/19/17

Temperature should be above freezing to 6°C

Chain of Custody present:	<input checked="" type="checkbox"/> Yes <input type="checkbox"/> No <input type="checkbox"/> N/A
Chain of Custody relinquished:	<input checked="" type="checkbox"/> Yes <input type="checkbox"/> No <input type="checkbox"/> N/A
Samples arrived within holding time:	<input checked="" type="checkbox"/> Yes <input type="checkbox"/> No <input type="checkbox"/> N/A
Short Hold Time analyses (<72hr):	<input type="checkbox"/> Yes <input checked="" type="checkbox"/> No <input type="checkbox"/> N/A
Rush Turn Around Time requested:	<input type="checkbox"/> Yes <input checked="" type="checkbox"/> No <input type="checkbox"/> N/A
Sufficient volume:	<input checked="" type="checkbox"/> Yes <input type="checkbox"/> No <input type="checkbox"/> N/A
Correct containers used:	<input checked="" type="checkbox"/> Yes <input type="checkbox"/> No <input type="checkbox"/> N/A
Pace containers used:	<input checked="" type="checkbox"/> Yes <input type="checkbox"/> No <input type="checkbox"/> N/A
Containers intact:	<input checked="" type="checkbox"/> Yes <input type="checkbox"/> No <input type="checkbox"/> N/A
Unpreserved 5035A / TX1005/1006 soils frozen in 48hrs?	<input type="checkbox"/> Yes <input type="checkbox"/> No <input checked="" type="checkbox"/> N/A
Filtered volume received for dissolved tests?	<input type="checkbox"/> Yes <input type="checkbox"/> No <input checked="" type="checkbox"/> N/A
Sample labels match COC: Date / time / ID / analyses	<input checked="" type="checkbox"/> Yes <input type="checkbox"/> No <input type="checkbox"/> N/A
Samples contain multiple phases? Matrix: <u>WT</u>	<input type="checkbox"/> Yes <input type="checkbox"/> No <input checked="" type="checkbox"/> N/A
Containers requiring pH preservation in compliance? (HNO <sub>3</sub> , H <sub>2</sub> SO <sub>4</sub> , HCl<2; NaOH>9 Sulfide, NaOH>10 Cyanide) (Exceptions: VOA, Micro, O&G, KS TPH, OK-DRO)	<input checked="" type="checkbox"/> Yes <input type="checkbox"/> No <input type="checkbox"/> N/A
Cyanide water sample checks: <u>N/A</u>	<input checked="" type="checkbox"/> Yes <input type="checkbox"/> No
Lead acetate strip turns dark? (Record only)	<input type="checkbox"/> Yes <input type="checkbox"/> No
Potassium iodide test strip turns blue/purple? (Preserve)	<input type="checkbox"/> Yes <input type="checkbox"/> No
Trip Blank present:	<input type="checkbox"/> Yes <input checked="" type="checkbox"/> No <input type="checkbox"/> N/A
Headspace in VOA vials (>6mm):	<input type="checkbox"/> Yes <input type="checkbox"/> No <input checked="" type="checkbox"/> N/A
Samples from USDA Regulated Area: State:	<input type="checkbox"/> Yes <input type="checkbox"/> No <input checked="" type="checkbox"/> N/A
Additional labels attached to 5035A / TX1005 vials in the field?	<input type="checkbox"/> Yes <input type="checkbox"/> No <input checked="" type="checkbox"/> N/A

Client Notification/ Resolution: Copy COC to Client? Y /  N Field Data Required? Y / N

Person Contacted: \_\_\_\_\_ Date/Time: \_\_\_\_\_

Comments/ Resolution: \_\_\_\_\_

Project Manager Review: [Signature] Date: 8-21-17



# Chain of Custody



30227847

Workorder: 60251392    Workorder Name: Lansing Gen Sta/25216070.17    Owner Received Date: 8/19/2017 Results Requested By: 9/14/2017

Report To: Subcontract To

Trudy Gipson  
Pace Analytical Kansas  
9608 Loiret Blvd.  
Lenexa, KS 66219  
Phone 1(913)563-1405

Pace Analytical Pittsburgh  
1638 Roseytown Road  
Suites 2,3, & 4  
Greensburg, PA 15601  
Phone (724)850-5600

Requested Analysis

WO#: 30227847



30227847

Item	Sample ID	Sample Type	Collect Date/Time	Lab ID	Matrix	Preserved Containers						LAB USE ONLY									
						1	2	3	4	5	6										
1	MW-301	PS	8/15/2017 13:36	60251392001	Water	2							903.1 Radium-226	X							001
2	MW-302	PS	8/15/2017 14:28	60251392002	Water	2							904.0 Radium-228	X							002
3	MW-303	PS	8/15/2017 15:16	60251392003	Water	2								X							003
4	MW-20	PS	8/15/2017 12:51	60251392004	Water	2								X							004
5	MW-6	PS	8/15/2017 11:51	60251392005	Water	2								X							005
6	FIELD BLANK	PS	8/15/2017 15:30	60251392006	Water	2								X							006

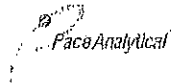
Transfers		Released By	Date/Time	Received	Date/Time	Received on Ice	Y or N	Samples Intact	Y or N
1		<i>[Signature]</i>	8/21/17	<i>[Signature]</i>	8/22/17		N		N
2									
3									

Cooler Temperature on Receipt N/A °C

\*\*\*In order to maintain client confidentiality, location/name of the sampling site, sampler's name and signature may not be provided on this COC document. This chain of custody is considered complete as is since this information is available in the owner laboratory.

Sample Condition Upon Receipt Pittsburgh

30227847



Client Name: PACE, KS

Project # \_\_\_\_\_

Courier:  Fed Ex  UPS  USPS  Client  Commercial  Pace Other \_\_\_\_\_

Tracking #: 79856596080

Label	<u>ATML</u>
LIMS Login	<u>JRM</u>

Custody Seal on Cooler/Box Present:  yes  no    Seals Intact:  yes  no

Thermometer Used N/A    Type of Ice: Wet Blue None

Cooler Temperature Observed Temp \_\_\_\_\_ °C    Correction Factor: \_\_\_\_\_ °C    Final Temp: \_\_\_\_\_ °C  
Temp should be above freezing to 6°C

Date and initials of person examining contents: 8/22/17

Comments:	Yes	No	N/A	
Chain of Custody Present:	/			1.
Chain of Custody Filled Out:	/			2.
Chain of Custody Relinquished:	/			3.
Sampler Name & Signature on COC:		/		4.
Sample Labels match COC:	/			5.
-Includes date/time/ID      Matrix: <u>WT</u>				
Samples Arrived within Hold Time:	/			6.
Short Hold Time Analysis (<72hr remaining):		/		7.
Rush Turn Around Time Requested:		/		8.
Sufficient Volume:	/			9.
Correct Containers Used:	/			10.
-Pace Containers Used:	/			
Containers Intact:	/			11.
Orthophosphate field filtered			/	12.
Organic Samples checked for dechlorination:			/	13.
Filtered volume received for Dissolved tests			/	14.
All containers have been checked for preservation.	/			15. <u>PHL2</u>
All containers needing preservation are found to be in compliance with EPA recommendation.	/			
exceptions: VOA, coliform, TOC, O&G, Phenolics				Initial when completed: <u>PH</u> Date/time of preservation: _____
				Lot # of added preservative: _____
Headspace in VOA Vials (>6mm):			/	16.
Trip Blank Present:			/	17.
Trip Blank Custody Seals Present			/	
Rad Aqueous Samples Screened > 0.5 mrem/hr		/		Initial when completed: <u>PH</u> Date: <u>8/22/17</u>

Client Notification/ Resolution:

Person Contacted: \_\_\_\_\_ Date/Time: \_\_\_\_\_ Contacted By: \_\_\_\_\_

Comments/ Resolution: \_\_\_\_\_

A check in this box indicates that additional information has been stored in ereports.

Note: Whenever there is a discrepancy affecting North Carolina compliance samples, a copy of this form will be sent to the North Carolina DEHNR Certification Office ( i.e. out of hold, incorrect preservative, out of temp, incorrect containers)

\*PM review is documented electronically in LIMS. When the Project Manager closes the SRF Review schedule in LIMS. The review is in the Status section of the Workorder Edit Screen.

A9 Fall 2017 Detection Sampling, Analytical Laboratory Report

October 31, 2017

Meghan Blodgett  
SCS Engineers  
2830 Dairy Drive  
Madison, WI 53718

RE: Project: Lansing Gen Sta/25216070.17  
Pace Project No.: 60256012

Dear Meghan Blodgett:

Enclosed are the analytical results for sample(s) received by the laboratory on October 19, 2017. The results relate only to the samples included in this report. Results reported herein conform to the most current, applicable TNI/NELAC standards and the laboratory's Quality Assurance Manual, where applicable, unless otherwise noted in the body of the report.

If you have any questions concerning this report, please feel free to contact me.

Sincerely,



Trudy Gipson  
trudy.gipson@pacelabs.com  
1(913)563-1405  
Project Manager

Enclosures

cc: Tom Karwaski, SCS Engineers  
Kyle Kramer, SCS Engineers  
Jeff Maxted, Alliant Energy



## REPORT OF LABORATORY ANALYSIS

This report shall not be reproduced, except in full,  
without the written consent of Pace Analytical Services, LLC.



## CERTIFICATIONS

Project: Lansing Gen Sta/25216070.17

Pace Project No.: 60256012

---

### **Kansas Certification IDs**

9608 Loiret Boulevard, Lenexa, KS 66219

WY STR Certification #: 2456.01

Arkansas Certification #: 17-016-0

Illinois Certification #: 200030

Iowa Certification #: 118

Kansas/NELAP Certification #: E-10116

Louisiana Certification #: 03055

Nevada Certification #: KS000212018-1

Oklahoma Certification #: 9205/9935

Texas Certification #: T104704407

Utah Certification #: KS00021

Kansas Field Laboratory Accreditation: # E-92587

Missouri Certification: 10070

---

## REPORT OF LABORATORY ANALYSIS

This report shall not be reproduced, except in full,  
without the written consent of Pace Analytical Services, LLC.

## SAMPLE SUMMARY

Project: Lansing Gen Sta/25216070.17

Pace Project No.: 60256012

Lab ID	Sample ID	Matrix	Date Collected	Date Received
60256012001	MW-301	Water	10/16/17 13:41	10/19/17 08:40
60256012002	MW-302	Water	10/16/17 14:21	10/19/17 08:40
60256012003	MW-303	Water	10/16/17 15:26	10/19/17 08:40
60256012004	MW-20	Water	10/16/17 12:56	10/19/17 08:40
60256012005	MW-6	Water	10/16/17 11:56	10/19/17 08:40
60256012006	FIELD BLANK	Water	10/16/17 15:30	10/19/17 08:40

## REPORT OF LABORATORY ANALYSIS

This report shall not be reproduced, except in full,  
without the written consent of Pace Analytical Services, LLC.

### SAMPLE ANALYTE COUNT

Project: Lansing Gen Sta/25216070.17

Pace Project No.: 60256012

Lab ID	Sample ID	Method	Analysts	Analytes Reported	Laboratory
60256012001	MW-301	EPA 6010	TDS	2	PASI-K
		SM 2540C	JSS	1	PASI-K
		EPA 9040	HMM	1	PASI-K
		EPA 9056	OL	3	PASI-K
60256012002	MW-302	EPA 6010	TDS	2	PASI-K
		SM 2540C	JSS	1	PASI-K
		EPA 9040	HMM	1	PASI-K
		EPA 9056	OL	3	PASI-K
60256012003	MW-303	EPA 6010	TDS	2	PASI-K
		SM 2540C	JSS	1	PASI-K
		EPA 9040	HMM	1	PASI-K
		EPA 9056	OL	3	PASI-K
60256012004	MW-20	EPA 6010	TDS	2	PASI-K
		SM 2540C	JSS	1	PASI-K
		EPA 9040	HMM	1	PASI-K
		EPA 9056	OL	3	PASI-K
60256012005	MW-6	EPA 6010	TDS	2	PASI-K
		SM 2540C	JSS	1	PASI-K
		EPA 9040	HMM	1	PASI-K
		EPA 9056	OL	3	PASI-K
60256012006	FIELD BLANK	EPA 6010	TDS	2	PASI-K
		SM 2540C	JSS	1	PASI-K
		EPA 9040	HMM	1	PASI-K
		EPA 9056	OL	3	PASI-K

### REPORT OF LABORATORY ANALYSIS

This report shall not be reproduced, except in full,  
without the written consent of Pace Analytical Services, LLC.

## ANALYTICAL RESULTS

Project: Lansing Gen Sta/25216070.17

Pace Project No.: 60256012

Sample: MW-301		Lab ID: 60256012001		Collected: 10/16/17 13:41	Received: 10/19/17 08:40	Matrix: Water				
Parameters	Results	Units	Report Limit	MDL	DF	Prepared	Analyzed	CAS No.	Qual	
<b>Field Data</b>		Analytical Method:								
Collected By	<b>Client</b>				1		10/16/17 13:41			
Field pH	<b>7.66</b>	Std. Units	0.10	0.050	1		10/16/17 13:41			
Field Temperature	<b>17.0</b>	deg C	0.50	0.25	1		10/16/17 13:41			
Field Specific Conductance	<b>497</b>	umhos/cm	1.0	1.0	1		10/16/17 13:41			
Field Oxidation Potential	<b>-221</b>	mV			1		10/16/17 13:41			
Oxygen, Dissolved	<b>0</b>	mg/L			1		10/16/17 13:41	7782-44-7		
Turbidity	<b>0.05</b>	NTU	1.0	1.0	1		10/16/17 13:41			
Groundwater Elevation	<b>625.7</b>	feet			1		10/16/17 13:41			
<b>6010 MET ICP</b>		Analytical Method: EPA 6010 Preparation Method: EPA 3010								
Boron	<b>436</b>	ug/L	100	3.5	1	10/25/17 17:00	10/27/17 12:00	7440-42-8		
Calcium	<b>65.9</b>	mg/L	0.10	0.036	1	10/25/17 17:00	10/27/17 12:00	7440-70-2		
<b>2540C Total Dissolved Solids</b>		Analytical Method: SM 2540C								
Total Dissolved Solids	<b>289</b>	mg/L	5.0	5.0	1		10/20/17 15:41			
<b>9040 pH</b>		Analytical Method: EPA 9040								
pH	<b>7.9</b>	Std. Units	0.10	0.10	1		10/21/17 14:34		H6	
<b>9056 IC Anions</b>		Analytical Method: EPA 9056								
Chloride	<b>17.3</b>	mg/L	1.0	0.50	1		10/30/17 00:01	16887-00-6		
Fluoride	<b>0.24</b>	mg/L	0.20	0.10	1		10/30/17 00:01	16984-48-8		
Sulfate	<b>52.7</b>	mg/L	5.0	2.5	5		10/31/17 11:36	14808-79-8		

## REPORT OF LABORATORY ANALYSIS

This report shall not be reproduced, except in full,  
without the written consent of Pace Analytical Services, LLC.

## ANALYTICAL RESULTS

Project: Lansing Gen Sta/25216070.17

Pace Project No.: 60256012

Sample: MW-302		Lab ID: 60256012002		Collected: 10/16/17 14:21	Received: 10/19/17 08:40	Matrix: Water				
Parameters	Results	Units	Report Limit	MDL	DF	Prepared	Analyzed	CAS No.	Qual	
<b>Field Data</b>		Analytical Method:								
Collected By	<b>Client</b>				1		10/16/17 14:21			
Field pH	<b>7.1</b>	Std. Units	0.10	0.050	1		10/16/17 14:21			
Field Temperature	<b>16.2</b>	deg C	0.50	0.25	1		10/16/17 14:21			
Field Specific Conductance	<b>1045</b>	umhos/cm	1.0	1.0	1		10/16/17 14:21			
Field Oxidation Potential	<b>-179</b>	mV			1		10/16/17 14:21			
Oxygen, Dissolved	<b>0</b>	mg/L			1		10/16/17 14:21	7782-44-7		
Turbidity	<b>3.96</b>	NTU	1.0	1.0	1		10/16/17 14:21			
Groundwater Elevation	<b>628.75</b>	feet			1		10/16/17 14:21			
<b>6010 MET ICP</b>		Analytical Method: EPA 6010 Preparation Method: EPA 3010								
Boron	<b>708</b>	ug/L	100	3.5	1	10/25/17 17:00	10/27/17 12:02	7440-42-8		
Calcium	<b>116</b>	mg/L	0.10	0.036	1	10/25/17 17:00	10/27/17 12:02	7440-70-2		
<b>2540C Total Dissolved Solids</b>		Analytical Method: SM 2540C								
Total Dissolved Solids	<b>507</b>	mg/L	5.0	5.0	1		10/20/17 15:41			
<b>9040 pH</b>		Analytical Method: EPA 9040								
pH	<b>7.0</b>	Std. Units	0.10	0.10	1		10/21/17 14:35		H6	
<b>9056 IC Anions</b>		Analytical Method: EPA 9056								
Chloride	<b>13.9</b>	mg/L	1.0	0.50	1		10/30/17 00:16	16887-00-6		
Fluoride	<b>0.28</b>	mg/L	0.20	0.10	1		10/30/17 00:16	16984-48-8		
Sulfate	<b>ND</b>	mg/L	1.0	0.50	1		10/30/17 00:16	14808-79-8		

## REPORT OF LABORATORY ANALYSIS

This report shall not be reproduced, except in full,  
without the written consent of Pace Analytical Services, LLC.

## ANALYTICAL RESULTS

Project: Lansing Gen Sta/25216070.17

Pace Project No.: 60256012

Sample: MW-303		Lab ID: 60256012003		Collected: 10/16/17 15:26		Received: 10/19/17 08:40		Matrix: Water	
Parameters	Results	Units	Report Limit	MDL	DF	Prepared	Analyzed	CAS No.	Qual
<b>Field Data</b>		Analytical Method:							
Collected By	<b>Client</b>				1		10/16/17 15:26		
Field pH	<b>7.20</b>	Std. Units	0.10	0.050	1		10/16/17 15:26		
Field Temperature	<b>25.2</b>	deg C	0.50	0.25	1		10/16/17 15:26		
Field Specific Conductance	<b>687</b>	umhos/cm	1.0	1.0	1		10/16/17 15:26		
Field Oxidation Potential	<b>49</b>	mV			1		10/16/17 15:26		
Oxygen, Dissolved	<b>1.9</b>	mg/L			1		10/16/17 15:26	7782-44-7	
Turbidity	<b>0</b>	NTU	1.0	1.0	1		10/16/17 15:26		
Groundwater Elevation	<b>638.79</b>	feet			1		10/16/17 15:26		
<b>6010 MET ICP</b>		Analytical Method: EPA 6010 Preparation Method: EPA 3010							
Boron	<b>592</b>	ug/L	100	3.5	1	10/25/17 17:00	10/27/17 12:05	7440-42-8	
Calcium	<b>84.7</b>	mg/L	0.10	0.036	1	10/25/17 17:00	10/27/17 12:05	7440-70-2	
<b>2540C Total Dissolved Solids</b>		Analytical Method: SM 2540C							
Total Dissolved Solids	<b>379</b>	mg/L	5.0	5.0	1		10/20/17 15:42		
<b>9040 pH</b>		Analytical Method: EPA 9040							
pH	<b>7.4</b>	Std. Units	0.10	0.10	1		10/21/17 14:36		H6
<b>9056 IC Anions</b>		Analytical Method: EPA 9056							
Chloride	<b>17.2</b>	mg/L	1.0	0.50	1		10/30/17 00:31	16887-00-6	
Fluoride	<b>0.25</b>	mg/L	0.20	0.10	1		10/30/17 00:31	16984-48-8	
Sulfate	<b>69.9</b>	mg/L	5.0	2.5	5		10/31/17 12:51	14808-79-8	

## REPORT OF LABORATORY ANALYSIS

This report shall not be reproduced, except in full,  
without the written consent of Pace Analytical Services, LLC.

## ANALYTICAL RESULTS

Project: Lansing Gen Sta/25216070.17

Pace Project No.: 60256012

Sample: MW-20		Lab ID: 60256012004		Collected: 10/16/17 12:56	Received: 10/19/17 08:40	Matrix: Water				
Parameters	Results	Units	Report Limit	MDL	DF	Prepared	Analyzed	CAS No.	Qual	
<b>Field Data</b>		Analytical Method:								
Collected By	<b>Client</b>				1		10/16/17 12:56			
Field pH	<b>7.35</b>	Std. Units	0.10	0.050	1		10/16/17 12:56			
Field Temperature	<b>14.3</b>	deg C	0.50	0.25	1		10/16/17 12:56			
Field Specific Conductance	<b>1213</b>	umhos/cm	1.0	1.0	1		10/16/17 12:56			
Field Oxidation Potential	<b>-70</b>	mV			1		10/16/17 12:56			
Oxygen, Dissolved	<b>0</b>	mg/L			1		10/16/17 12:56	7782-44-7		
Turbidity	<b>0</b>	NTU	1.0	1.0	1		10/16/17 12:56			
Groundwater Elevation	<b>650.81</b>	feet			1		10/16/17 12:56			
<b>6010 MET ICP</b>		Analytical Method: EPA 6010 Preparation Method: EPA 3010								
Boron	<b>3620</b>	ug/L	100	3.5	1	10/25/17 17:00	10/27/17 12:07	7440-42-8		
Calcium	<b>154</b>	mg/L	0.10	0.036	1	10/25/17 17:00	10/27/17 12:07	7440-70-2		
<b>2540C Total Dissolved Solids</b>		Analytical Method: SM 2540C								
Total Dissolved Solids	<b>884</b>	mg/L	5.0	5.0	1		10/20/17 15:42			
<b>9040 pH</b>		Analytical Method: EPA 9040								
pH	<b>7.7</b>	Std. Units	0.10	0.10	1		10/21/17 14:39		H6	
<b>9056 IC Anions</b>		Analytical Method: EPA 9056								
Chloride	<b>2.6</b>	mg/L	1.0	0.50	1		10/30/17 00:46	16887-00-6		
Fluoride	<b>0.44</b>	mg/L	0.20	0.10	1		10/30/17 00:46	16984-48-8		
Sulfate	<b>426</b>	mg/L	50.0	25.0	50		10/31/17 13:21	14808-79-8		

## REPORT OF LABORATORY ANALYSIS

This report shall not be reproduced, except in full,  
without the written consent of Pace Analytical Services, LLC.

## ANALYTICAL RESULTS

Project: Lansing Gen Sta/25216070.17

Pace Project No.: 60256012

Sample: MW-6		Lab ID: 60256012005		Collected: 10/16/17 11:56		Received: 10/19/17 08:40		Matrix: Water	
Parameters	Results	Units	Report Limit	MDL	DF	Prepared	Analyzed	CAS No.	Qual
<b>Field Data</b>		Analytical Method:							
Collected By	<b>Client</b>				1		10/16/17 11:56		
Field pH	<b>7.03</b>	Std. Units	0.10	0.050	1		10/16/17 11:56		
Field Temperature	<b>10.2</b>	deg C	0.50	0.25	1		10/16/17 11:56		
Field Specific Conductance	<b>591</b>	umhos/cm	1.0	1.0	1		10/16/17 11:56		
Field Oxidation Potential	<b>282</b>	mV			1		10/16/17 11:56		
Oxygen, Dissolved	<b>8.8</b>	mg/L			1		10/16/17 11:56	7782-44-7	
Turbidity	<b>0</b>	NTU	1.0	1.0	1		10/16/17 11:56		
Groundwater Elevation	<b>669.58</b>	feet			1		10/16/17 11:56		
<b>6010 MET ICP</b>		Analytical Method: EPA 6010 Preparation Method: EPA 3010							
Boron	<b>41.2J</b>	ug/L	100	3.5	1	10/25/17 17:00	10/27/17 12:09	7440-42-8	
Calcium	<b>66.9</b>	mg/L	0.10	0.036	1	10/25/17 17:00	10/27/17 12:09	7440-70-2	
<b>2540C Total Dissolved Solids</b>		Analytical Method: SM 2540C							
Total Dissolved Solids	<b>318</b>	mg/L	5.0	5.0	1		10/20/17 15:42		
<b>9040 pH</b>		Analytical Method: EPA 9040							
pH	<b>7.5</b>	Std. Units	0.10	0.10	1		10/21/17 14:40		H6
<b>9056 IC Anions</b>		Analytical Method: EPA 9056							
Chloride	<b>6.5</b>	mg/L	1.0	0.50	1		10/30/17 01:02	16887-00-6	
Fluoride	<b>0.14J</b>	mg/L	0.20	0.10	1		10/30/17 01:02	16984-48-8	
Sulfate	<b>25.8</b>	mg/L	2.0	1.0	2		10/31/17 13:35	14808-79-8	

## REPORT OF LABORATORY ANALYSIS

This report shall not be reproduced, except in full,  
without the written consent of Pace Analytical Services, LLC.



## ANALYTICAL RESULTS

Project: Lansing Gen Sta/25216070.17

Pace Project No.: 60256012

Sample: <b>FIELD BLANK</b> Lab ID: <b>60256012006</b> Collected: 10/16/17 15:30      Received: 10/19/17 08:40      Matrix: Water									
Parameters	Results	Units	Report Limit	MDL	DF	Prepared	Analyzed	CAS No.	Qual
<b>6010 MET ICP</b> Analytical Method: EPA 6010      Preparation Method: EPA 3010									
Boron	<b>6.0J</b>	ug/L	100	3.5	1	10/25/17 17:00	10/27/17 12:12	7440-42-8	
Calcium	<b>0.11</b>	mg/L	0.10	0.036	1	10/27/17 16:55	10/30/17 11:44	7440-70-2	
<b>2540C Total Dissolved Solids</b> Analytical Method: SM 2540C									
Total Dissolved Solids	ND	mg/L	5.0	5.0	1		10/20/17 15:43		
<b>9040 pH</b> Analytical Method: EPA 9040									
pH	<b>5.3</b>	Std. Units	0.10	0.10	1		10/21/17 14:42		H6
<b>9056 IC Anions</b> Analytical Method: EPA 9056									
Chloride	ND	mg/L	1.0	0.50	1		10/30/17 01:17	16887-00-6	
Fluoride	ND	mg/L	0.20	0.10	1		10/30/17 01:17	16984-48-8	
Sulfate	ND	mg/L	1.0	0.50	1		10/30/17 01:17	14808-79-8	

### REPORT OF LABORATORY ANALYSIS

This report shall not be reproduced, except in full,  
without the written consent of Pace Analytical Services, LLC.

### QUALITY CONTROL DATA

Project: Lansing Gen Sta/25216070.17

Pace Project No.: 60256012

QC Batch: 500307 Analysis Method: EPA 6010

QC Batch Method: EPA 3010 Analysis Description: 6010 MET

Associated Lab Samples: 60256012001, 60256012002, 60256012003, 60256012004, 60256012005, 60256012006

METHOD BLANK: 2047621 Matrix: Water

Associated Lab Samples: 60256012001, 60256012002, 60256012003, 60256012004, 60256012005, 60256012006

Parameter	Units	Blank Result	Reporting Limit	MDL	Analyzed	Qualifiers
Boron	ug/L	ND	100	3.5	10/27/17 11:33	
Calcium	mg/L	0.14	0.10	0.036	10/27/17 11:33	

LABORATORY CONTROL SAMPLE: 2047622

Parameter	Units	Spike Conc.	LCS Result	LCS % Rec	% Rec Limits	Qualifiers
Boron	ug/L	1000	976	98	80-120	
Calcium	mg/L	10	9.7	97	80-120	

MATRIX SPIKE & MATRIX SPIKE DUPLICATE: 2047623 2047624

Parameter	Units	60255981001		2047623		2047624		% Rec Limits	RPD	Max RPD	Qual	
		MS Result	MS Spike Conc.	MS Result	MS Spike Conc.	MS Result	MS Spike Conc.					
Boron	ug/L	26.8J	1000	1020	1000	1030	1000	99	100	75-125	1	20
Calcium	mg/L	139	10	149	10	147	10	99	80	75-125	1	20

Results presented on this page are in the units indicated by the "Units" column except where an alternate unit is presented to the right of the result.

### REPORT OF LABORATORY ANALYSIS

This report shall not be reproduced, except in full,  
without the written consent of Pace Analytical Services, LLC.

### QUALITY CONTROL DATA

Project: Lansing Gen Sta/25216070.17

Pace Project No.: 60256012

QC Batch: 500670

Analysis Method: EPA 6010

QC Batch Method: EPA 3010

Analysis Description: 6010 MET

Associated Lab Samples: 60256012006

METHOD BLANK: 2049577

Matrix: Water

Associated Lab Samples: 60256012006

Parameter	Units	Blank Result	Reporting Limit	MDL	Analyzed	Qualifiers
Calcium	mg/L	ND	0.10	0.036	10/30/17 11:41	

LABORATORY CONTROL SAMPLE: 2049578

Parameter	Units	Spike Conc.	LCS Result	LCS % Rec	% Rec Limits	Qualifiers
Calcium	mg/L	10	9.6	96	80-120	

MATRIX SPIKE & MATRIX SPIKE DUPLICATE: 2049579 2049580

Parameter	Units	60256491001		MS		MSD		MS		MSD		% Rec		Max	
		Result	Conc.	Spike Conc.	Spike Conc.	Result	Result	% Rec	% Rec	Limits	RPD	RPD	Qual		
Calcium	mg/L	219000 ug/L	10	10	223	224	37	51	75-125	1	20	M1			

Results presented on this page are in the units indicated by the "Units" column except where an alternate unit is presented to the right of the result.

### REPORT OF LABORATORY ANALYSIS

This report shall not be reproduced, except in full,  
without the written consent of Pace Analytical Services, LLC.

### QUALITY CONTROL DATA

Project: Lansing Gen Sta/25216070.17

Pace Project No.: 60256012

QC Batch: 499660

Analysis Method: SM 2540C

QC Batch Method: SM 2540C

Analysis Description: 2540C Total Dissolved Solids

Associated Lab Samples: 60256012001, 60256012002, 60256012003, 60256012004, 60256012005, 60256012006

METHOD BLANK: 2044774

Matrix: Water

Associated Lab Samples: 60256012001, 60256012002, 60256012003, 60256012004, 60256012005, 60256012006

Parameter	Units	Blank Result	Reporting Limit	MDL	Analyzed	Qualifiers
Total Dissolved Solids	mg/L	ND	5.0	5.0	10/20/17 15:38	

LABORATORY CONTROL SAMPLE: 2044775

Parameter	Units	Spike Conc.	LCS Result	LCS % Rec	% Rec Limits	Qualifiers
Total Dissolved Solids	mg/L	1000	976	98	80-120	

SAMPLE DUPLICATE: 2044776

Parameter	Units	60255667001 Result	Dup Result	RPD	Max RPD	Qualifiers
Total Dissolved Solids	mg/L	212000	281	199	10	D6

SAMPLE DUPLICATE: 2044777

Parameter	Units	60255888003 Result	Dup Result	RPD	Max RPD	Qualifiers
Total Dissolved Solids	mg/L	4950	4810	3	10	

Results presented on this page are in the units indicated by the "Units" column except where an alternate unit is presented to the right of the result.

### REPORT OF LABORATORY ANALYSIS

This report shall not be reproduced, except in full,  
without the written consent of Pace Analytical Services, LLC.

**QUALITY CONTROL DATA**

Project: Lansing Gen Sta/25216070.17

Pace Project No.: 60256012

QC Batch: 499705 Analysis Method: EPA 9040

QC Batch Method: EPA 9040 Analysis Description: 9040 pH

Associated Lab Samples: 60256012001, 60256012002, 60256012003, 60256012004, 60256012005, 60256012006

SAMPLE DUPLICATE: 2045460

Parameter	Units	60255991001 Result	Dup Result	RPD	Max RPD	Qualifiers
pH	Std. Units	7.8	7.6	3	10	H6

Results presented on this page are in the units indicated by the "Units" column except where an alternate unit is presented to the right of the result.

**REPORT OF LABORATORY ANALYSIS**

This report shall not be reproduced, except in full,  
without the written consent of Pace Analytical Services, LLC.

### QUALITY CONTROL DATA

Project: Lansing Gen Sta/25216070.17

Pace Project No.: 60256012

QC Batch: 500738

Analysis Method: EPA 9056

QC Batch Method: EPA 9056

Analysis Description: 9056 IC Anions

Associated Lab Samples: 60256012001, 60256012002, 60256012003, 60256012004, 60256012005, 60256012006

METHOD BLANK: 2050307

Matrix: Water

Associated Lab Samples: 60256012001, 60256012002, 60256012003, 60256012004, 60256012005, 60256012006

Parameter	Units	Blank Result	Reporting Limit	MDL	Analyzed	Qualifiers
Chloride	mg/L	ND	1.0	0.50	10/29/17 20:28	
Fluoride	mg/L	ND	0.20	0.10	10/29/17 20:28	
Sulfate	mg/L	ND	1.0	0.50	10/29/17 20:28	

LABORATORY CONTROL SAMPLE: 2050308

Parameter	Units	Spike Conc.	LCS Result	LCS % Rec	% Rec Limits	Qualifiers
Chloride	mg/L	5	4.8	97	80-120	
Fluoride	mg/L	2.5	2.5	98	80-120	
Sulfate	mg/L	5	5.1	102	80-120	

MATRIX SPIKE & MATRIX SPIKE DUPLICATE: 2050309 2050310

Parameter	Units	60255981001 Result	MS Spike Conc.	MSD Spike Conc.	MS Result	MSD Result	MS % Rec	MSD % Rec	% Rec Limits	RPD	Max RPD	Qual
Fluoride	mg/L	0.17J	2.5	2.5	2.7	2.7	100	100	80-120	1	15	

SAMPLE DUPLICATE: 2050311

Parameter	Units	60255981002 Result	Dup Result	RPD	Max RPD	Qualifiers
Fluoride	mg/L	0.19J	0.19J		15	

Results presented on this page are in the units indicated by the "Units" column except where an alternate unit is presented to the right of the result.

### REPORT OF LABORATORY ANALYSIS

This report shall not be reproduced, except in full,  
without the written consent of Pace Analytical Services, LLC.

### QUALITY CONTROL DATA

Project: Lansing Gen Sta/25216070.17

Pace Project No.: 60256012

QC Batch: 500974 Analysis Method: EPA 9056  
 QC Batch Method: EPA 9056 Analysis Description: 9056 IC Anions  
 Associated Lab Samples: 60256012001, 60256012003, 60256012004, 60256012005

METHOD BLANK: 2050910 Matrix: Water  
 Associated Lab Samples: 60256012001, 60256012003, 60256012004, 60256012005

Parameter	Units	Blank Result	Reporting Limit	MDL	Analyzed	Qualifiers
Sulfate	mg/L	ND	1.0	0.50	10/31/17 07:29	

LABORATORY CONTROL SAMPLE: 2050911

Parameter	Units	Spike Conc.	LCS Result	LCS % Rec	% Rec Limits	Qualifiers
Sulfate	mg/L	5	5.2	103	80-120	

MATRIX SPIKE & MATRIX SPIKE DUPLICATE: 2050912 2050913

Parameter	Units	60256012001 Result	MS Spike Conc.	MSD Spike Conc.	MS Result	MSD Result	MS % Rec	MSD % Rec	% Rec Limits	RPD	Max RPD	Qual
Sulfate	mg/L	52.7	25	25	79.3	78.9	106	105	80-120	0	15	

SAMPLE DUPLICATE: 2050914

Parameter	Units	60256012003 Result	Dup Result	RPD	Max RPD	Qualifiers
Sulfate	mg/L	69.9	70.0	0	15	

Results presented on this page are in the units indicated by the "Units" column except where an alternate unit is presented to the right of the result.

### REPORT OF LABORATORY ANALYSIS

This report shall not be reproduced, except in full,  
without the written consent of Pace Analytical Services, LLC.

## QUALIFIERS

Project: Lansing Gen Sta/25216070.17

Pace Project No.: 60256012

---

### DEFINITIONS

DF - Dilution Factor, if reported, represents the factor applied to the reported data due to dilution of the sample aliquot.

ND - Not Detected at or above adjusted reporting limit.

TNTC - Too Numerous To Count

J - Estimated concentration above the adjusted method detection limit and below the adjusted reporting limit.

MDL - Adjusted Method Detection Limit.

PQL - Practical Quantitation Limit.

RL - Reporting Limit.

S - Surrogate

1,2-Diphenylhydrazine decomposes to and cannot be separated from Azobenzene using Method 8270. The result for each analyte is a combined concentration.

Consistent with EPA guidelines, unrounded data are displayed and have been used to calculate % recovery and RPD values.

LCS(D) - Laboratory Control Sample (Duplicate)

MS(D) - Matrix Spike (Duplicate)

DUP - Sample Duplicate

RPD - Relative Percent Difference

NC - Not Calculable.

SG - Silica Gel - Clean-Up

U - Indicates the compound was analyzed for, but not detected.

N-Nitrosodiphenylamine decomposes and cannot be separated from Diphenylamine using Method 8270. The result reported for each analyte is a combined concentration.

Pace Analytical is TNI accredited. Contact your Pace PM for the current list of accredited analytes.

TNI - The NELAC Institute.

### LABORATORIES

PASI-K Pace Analytical Services - Kansas City

### ANALYTE QUALIFIERS

D6 The precision between the sample and sample duplicate exceeded laboratory control limits.

H6 Analysis initiated outside of the 15 minute EPA required holding time.

M1 Matrix spike recovery exceeded QC limits. Batch accepted based on laboratory control sample (LCS) recovery.

## REPORT OF LABORATORY ANALYSIS

This report shall not be reproduced, except in full,  
without the written consent of Pace Analytical Services, LLC.



### QUALITY CONTROL DATA CROSS REFERENCE TABLE

Project: Lansing Gen Sta/25216070.17

Pace Project No.: 60256012

Lab ID	Sample ID	QC Batch Method	QC Batch	Analytical Method	Analytical Batch
60256012001	MW-301		500952		
60256012002	MW-302		500952		
60256012003	MW-303		500952		
60256012004	MW-20		500952		
60256012005	MW-6		500952		
60256012001	MW-301	EPA 3010	500307	EPA 6010	500398
60256012002	MW-302	EPA 3010	500307	EPA 6010	500398
60256012003	MW-303	EPA 3010	500307	EPA 6010	500398
60256012004	MW-20	EPA 3010	500307	EPA 6010	500398
60256012005	MW-6	EPA 3010	500307	EPA 6010	500398
60256012006	FIELD BLANK	EPA 3010	500307	EPA 6010	500398
60256012006	FIELD BLANK	EPA 3010	500670	EPA 6010	500762
60256012001	MW-301	SM 2540C	499660		
60256012002	MW-302	SM 2540C	499660		
60256012003	MW-303	SM 2540C	499660		
60256012004	MW-20	SM 2540C	499660		
60256012005	MW-6	SM 2540C	499660		
60256012006	FIELD BLANK	SM 2540C	499660		
60256012001	MW-301	EPA 9040	499705		
60256012002	MW-302	EPA 9040	499705		
60256012003	MW-303	EPA 9040	499705		
60256012004	MW-20	EPA 9040	499705		
60256012005	MW-6	EPA 9040	499705		
60256012006	FIELD BLANK	EPA 9040	499705		
60256012001	MW-301	EPA 9056	500738		
60256012001	MW-301	EPA 9056	500974		
60256012002	MW-302	EPA 9056	500738		
60256012003	MW-303	EPA 9056	500738		
60256012003	MW-303	EPA 9056	500974		
60256012004	MW-20	EPA 9056	500738		
60256012004	MW-20	EPA 9056	500974		
60256012005	MW-6	EPA 9056	500738		
60256012005	MW-6	EPA 9056	500974		
60256012006	FIELD BLANK	EPA 9056	500738		

### REPORT OF LABORATORY ANALYSIS

This report shall not be reproduced, except in full,  
without the written consent of Pace Analytical Services, LLC.



Sample Condition Upon Receipt

WO#: 60256012
Barcode
60256012

Client Name: SCS Engineer

Courier: FedEx [X] UPS [ ] VIA [ ] Clay [ ] PEX [ ] ECI [ ] Pace [ ] Xroads [ ] Client [ ] Other [ ]

Tracking #: 728565979210 Pace Shipping Label Used? Yes [X] No [ ]

Custody Seal on Cooler/Box Present: Yes [X] No [ ] Seals intact: Yes [X] No [ ]

Packing Material: Bubble Wrap [ ] Bubble Bags [ ] Foam [ ] None [X] Other [ ]

Thermometer Used: T-266 / T-239 Type of Ice: Wet Blue None

Cooler Temperature (°C): As-read 3.1 Corr. Factor CF 0.0 CF +0.3 Corrected 3.1

Date and initials of person examining contents: R1+ TG 10-19-17

Temperature should be above freezing to 6°C

Table with 3 columns: Question, Yes/No/N/A checkboxes, and handwritten notes (e.g., 'pH', 'WT'). Rows include Chain of Custody, Sample arrival, Rush Turn Around Time, Volume, Containers, Intact, Unpreserved soils, Filtered volume, Labels, Multiple phases, pH preservation, Cyanide checks, Lead acetate, Potassium iodide, Trip Blank, Headspace, USDA Regulated Area, and Additional labels.

Client Notification/ Resolution: Copy COC to Client? Y / [N] Field Data Required? [Y] / N

Person Contacted: \_\_\_\_\_ Date/Time: \_\_\_\_\_

Comments/ Resolution: \_\_\_\_\_

Project Manager Review: [Signature] Date: 10-20-17

